

Real-time Noise Data RTN1 (FEHD Hong Kong Transport Section Whitefield Depot)

Normal Day 07:00-19:00

28/8/2012 7:01	63.0
28/8/2012 7:31	63.5
28/8/2012 8:01	63.5
28/8/2012 8:31	64.0
28/8/2012 9:01	64.4
28/8/2012 9:31	64.2
28/8/2012 10:01	64.7
28/8/2012 10:31	65.7
28/8/2012 11:01	64.9
28/8/2012 11:31	64.4
28/8/2012 12:01	63.8
28/8/2012 12:31	64.0
28/8/2012 13:01	64.7
28/8/2012 13:31	65.3
28/8/2012 14:01	64.9
28/8/2012 14:31	64.3
28/8/2012 15:01	64.0
28/8/2012 15:31	66.5
28/8/2012 16:01	70.3
28/8/2012 16:31	70.7
28/8/2012 17:01	69.6
28/8/2012 17:31	67.9
28/8/2012 18:01	65.6
28/8/2012 18:31	64.8
29/8/2012 7:01	63.9
29/8/2012 7:31	64.4
29/8/2012 8:01	64.6
29/8/2012 8:31	65.6
29/8/2012 9:01	65.6
29/8/2012 9:31	65.3
29/8/2012 10:01	66.3
29/8/2012 10:31	66.1
29/8/2012 11:01	65.8
29/8/2012 11:31	66.9
29/8/2012 12:01	65.2
29/8/2012 12:31	65.9
29/8/2012 13:01	68.0
29/8/2012 13:31	69.0
29/8/2012 14:01	68.1
29/8/2012 14:31	67.5
29/8/2012 15:01	68.0
29/8/2012 15:31	67.8
29/8/2012 16:01	68.7
29/8/2012 16:31	68.3
29/8/2012 17:01	68.3
29/8/2012 17:31	68.5
29/8/2012 18:01	68.1
29/8/2012 18:31	66.5
30/8/2012 7:01	64.3
30/8/2012 7:31	67.0
30/8/2012 8:01	67.2
30/8/2012 8:31	67.1
30/8/2012 9:01	67.3
30/8/2012 9:31	68.2
30/8/2012 10:01	68.5
30/8/2012 10:31	68.5
30/8/2012 11:01	68.4
30/8/2012 11:31	66.2
30/8/2012 12:01	64.4
30/8/2012 12:31	64.8
30/8/2012 13:01	66.8
30/8/2012 13:31	69.8
30/8/2012 14:01	68.6
30/8/2012 14:31	68.6
30/8/2012 15:01	68.8
30/8/2012 15:31	68.0
30/8/2012 16:01	69.4
30/8/2012 16:31	69.7
30/8/2012 17:01	68.8
30/8/2012 17:31	69.0
30/8/2012 18:01	65.2
30/8/2012 18:31	64.8
31/8/2012 7:01	63.5
31/8/2012 7:31	65.3
31/8/2012 8:01	66.8
31/8/2012 8:31	68.4
31/8/2012 9:01	67.7
31/8/2012 9:31	66.0
31/8/2012 10:01	68.4
31/8/2012 10:31	69.5
31/8/2012 11:01	69.1
31/8/2012 11:31	68.4
31/8/2012 12:01	66.9
31/8/2012 12:31	66.4
31/8/2012 13:01	67.5
31/8/2012 13:31	69.8
31/8/2012 14:01	71.7
31/8/2012 14:31	68.8
31/8/2012 15:01	71.7
31/8/2012 15:31	69.2
31/8/2012 16:01	68.9
31/8/2012 16:31	70.0
31/8/2012 17:01	70.2
31/8/2012 17:31	70.3
31/8/2012 18:01	69.3
31/8/2012 18:31	65.8
1/9/2012 7:01	65.0
1/9/2012 7:31	66.5
1/9/2012 8:01	69.0
1/9/2012 8:31	69.3
1/9/2012 9:01	69.6
1/9/2012 9:31	68.8
1/9/2012 10:01	67.0
1/9/2012 10:31	65.6
1/9/2012 11:01	66.5
1/9/2012 11:31	65.9
1/9/2012 12:01	65.2
1/9/2012 12:31	65.0

1/9/2012 13:01	67.2
1/9/2012 13:31	67.9
1/9/2012 14:01	68.7
1/9/2012 14:31	69.2
1/9/2012 15:01	69.1
1/9/2012 15:31	69.3
1/9/2012 16:01	70.1
1/9/2012 16:31	69.6
1/9/2012 17:01	69.4
1/9/2012 17:31	69.7
1/9/2012 18:01	67.3
1/9/2012 18:31	64.3
1/9/2012 18:31	64.1
3/9/2012 7:01	65.7
3/9/2012 8:01	66.8
3/9/2012 8:31	67.9
3/9/2012 9:01	68.8
3/9/2012 9:31	69.5
3/9/2012 10:01	69.7
3/9/2012 10:31	69.2
3/9/2012 11:01	69.7
3/9/2012 11:31	68.1
3/9/2012 12:01	67.4
3/9/2012 12:31	66.5
3/9/2012 13:01	69.2
3/9/2012 13:31	69.1
3/9/2012 14:01	69.6
3/9/2012 14:31	69.1
3/9/2012 15:01	69.3
3/9/2012 15:31	68.9
3/9/2012 16:01	69.1
3/9/2012 16:31	69.1
3/9/2012 17:01	69.8
3/9/2012 17:31	68.6
3/9/2012 18:01	68.7
3/9/2012 18:31	65.5
4/9/2012 7:01	64.7
4/9/2012 7:31	66.9
4/9/2012 8:01	67.8
4/9/2012 8:31	69.3
4/9/2012 9:01	69.4
4/9/2012 9:31	68.9
4/9/2012 10:01	67.7
4/9/2012 10:31	68.5
4/9/2012 11:01	68.8
4/9/2012 11:31	67.2
4/9/2012 12:01	66.3
4/9/2012 12:31	66.5
4/9/2012 13:01	68.4
4/9/2012 13:31	69.7
4/9/2012 14:01	69.0
4/9/2012 14:31	68.7
4/9/2012 15:01	67.6
4/9/2012 15:31	66.7
4/9/2012 16:01	68.4
4/9/2012 16:31	68.0
4/9/2012 17:01	68.5
4/9/2012 17:31	67.5
4/9/2012 18:01	66.5
4/9/2012 18:31	65.4
5/9/2012 7:01	64.3
5/9/2012 7:31	66.5
5/9/2012 8:01	67.4
5/9/2012 8:31	69.8
5/9/2012 9:01	69.4
5/9/2012 9:31	68.3
5/9/2012 10:01	68.6
5/9/2012 10:31	69.5
5/9/2012 11:01	68.7
5/9/2012 11:31	67.6
5/9/2012 12:01	66.4
5/9/2012 12:31	64.9
5/9/2012 13:01	67.3
5/9/2012 13:31	68.5
5/9/2012 14:01	67.5
5/9/2012 14:31	69.0
5/9/2012 15:01	67.5
5/9/2012 15:31	69.0
5/9/2012 16:01	67.4
5/9/2012 16:31	69.0
5/9/2012 17:01	68.7
5/9/2012 17:31	68.6
5/9/2012 18:01	66.4
5/9/2012 18:31	64.1
6/9/2012 7:01	64.0
6/9/2012 7:31	66.7
6/9/2012 8:01	66.9
6/9/2012 8:31	67.6
6/9/2012 9:01	68.3
6/9/2012 9:31	68.3
6/9/2012 10:01	68.6
6/9/2012 10:31	69.5
6/9/2012 11:01	68.7
6/9/2012 11:31	67.6
6/9/2012 12:01	68.0
6/9/2012 12:31	68.4
6/9/2012 13:01	70.4
6/9/2012 13:31	71.3
6/9/2012 14:01	71.5
6/9/2012 14:31	71.2
6/9/2012 15:01	71.1
6/9/2012 15:31	70.2
6/9/2012 16:01	70.7
6/9/2012 16:31	68.6
6/9/2012 17:01	68.6
6/9/2012 17:31	68.9
6/9/2012 18:01	66.5
6/9/2012 18:31	64.6
7/9/2012 7:01	63.7
7/9/2012 7:31	66.4

7/9/2012 8:01	66.9
7/9/2012 8:31	67.6
7/9/2012 9:01	68.3
7/9/2012 9:31	69.7
7/9/2012 10:01	69.6
7/9/2012 10:31	69.8
7/9/2012 11:01	70.2
7/9/2012 11:31	69.2
7/9/2012 12:01	67.1
7/9/2012 12:31	66.3
7/9/2012 13:01	69.3
7/9/2012 13:31	70.3
7/9/2012 14:01	69.4
7/9/2012 14:31	69.4
7/9/2012 15:01	68.2
7/9/2012 15:31	69.8
7/9/2012 16:01	69.4
7/9/2012 16:31	68.7
7/9/2012 17:01	68.9
7/9/2012 17:31	68.0
7/9/2012 18:01	68.4
7/9/2012 18:31	63.6
8/9/2012 7:01	64.6
8/9/2012 7:31	66.5
8/9/2012 8:01	65.5
8/9/2012 8:31	70.0
8/9/2012 9:01	66.3
8/9/2012 9:31	66.5
8/9/2012 10:01	68.8
8/9/2012 10:31	69.3
8/9/2012 11:01	69.5
8/9/2012 11:31	68.4
8/9/2012 12:01	66.9
8/9/2012 12:31	66.4
8/9/2012 13:01	68.7
8/9/2012 13:31	68.0
8/9/2012 14:01	67.0
8/9/2012 14:31	66.9
8/9/2012 15:01	67.6
8/9/2012 15:31	68.8
8/9/2012 16:01	67.8
8/9/2012 16:31	67.5
8/9/2012 17:01	68.3
8/9/2012 17:31	67.1
8/9/2012 18:01	66.7
8/9/2012 18:31	66.6
10/9/2012 7:01	63.2
10/9/2012 7:31	65.8
10/9/2012 8:01	67.2
10/9/2012 8:31	67.5
10/9/2012 9:01	67.7
10/9/2012 9:31	67.8
10/9/2012 10:01	68.3
10/9/2012 10:31	68.8
10/9/2012 11:01	68.5
10/9/2012 11:31	67.6
10/9/2012 12:01	65.7
10/9/2012 12:31	66.5
10/9/2012 13:01	68.4
10/9/2012 13:31	67.7
10/9/2012 14:01	68.0
10/9/2012 14:31	67.8
10/9/2012 15:01	68.3
10/9/2012 15:31	68.8
10/9/2012 16:01	68.8
10/9/2012 16:31	67.1
10/9/2012 17:01	67.8
10/9/2012 17:31	67.7
10/9/2012 18:01	67.0
10/9/2012 18:31	65.2
11/9/2012 7:01	63.5
11/9/2012 7:31	68.3
11/9/2012 8:01	67.6
11/9/2012 8:31	67.5
11/9/2012 9:01	67.9
11/9/2012 9:31	67.4
11/9/2012 10:01	67.1
11/9/2012 10:31	67.4
11/9/2012 11:01	67.9
11/9/2012 11:31	67.0
11/9/2012 12:01	66.0
11/9/2012 12:31	66.3
11/9/2012 13:01	67.2
11/9/2012 13:31	67.8
11/9/2012 14:01	67.0
11/9/2012 14:31	67.1
11/9/2012 15:01	66.6
11/9/2012 15:31	65.8
11/9/2012 16:01	67.7
11/9/2012 16:31	67.9
11/9/2012 17:01	66.8
11/9/2012 17:31	66.7
11/9/2012 18:01	66.7
11/9/2012 18:31	65.5
12/9/2012 7:01	65.1
12/9/2012 7:31	66.3
12/9/2012 8:01	66.3
12/9/2012 8:31	66.2
12/9/2012 9:01	66.0
12/9/2012 9:31	66.7
12/9/2012 10:01	67.5
12/9/2012 10:31	67.2
12/9/2012 11:01	67.4
12/9/2012 11:31	66.2
12/9/2012 12:01	63.4
12/9/2012 12:31	64.1
12/9/2012 13:01	66.1
12/9/2012 13:31	67.4
12/9/2012 14:01	67.9
12/9/2012 14:31	67.4

12/9/2012 15:01	67.6
12/9/2012 15:31	66.6
12/9/2012 16:01	67.3
12/9/2012 16:31	68.3
12/9/2012 17:01	68.8
12/9/2012 17:31	66.9
12/9/2012 18:01	66.0
12/9/2012 18:31	64.4
13/9/2012 7:01	63.8
13/9/2012 7:31	66.5
13/9/2012 8:01	68.3
13/9/2012 8:31	69.1
13/9/2012 9:01	68.4
13/9/2012 9:31	69.8
13/9/2012 10:01	69.0
13/9/2012 10:31	69.2
13/9/2012 11:01	69.6
13/9/2012 11:31	67.5
13/9/2012 12:01	67.4
13/9/2012 12:31	67.6
13/9/2012 13:01	68.3
13/9/2012 13:31	69.3
13/9/2012 14:01	70.1
13/9/2012 14:31	69.2
13/9/2012 15:01	69.3
13/9/2012 15:31	69.9
13/9/2012 16:01	69.2
13/9/2012 16:31	69.9
13/9/2012 17:01	68.7
13/9/2012 17:31	66.8
14/9/2012 7:01	64.5
14/9/2012 7:31	66.8
14/9/2012 8:01	67.6
14/9/2012 8:31	69.2
14/9/2012 9:01	68.4
14/9/2012 9:31	68.7
14/9/2012	

Real-time Noise Data RTN1 (FEHD Hong Kong Transport Section Whitefield Depot)

28/8/2012 19:31	63.5	30/8/2012 20:41	64.6	1/9/2012 21:51	63.2	2/9/2012 15:01	66.0	3/9/2012 20:11	64.4	5/9/2012 22:21	62.9
28/8/2012 19:36	64.7	30/8/2012 20:46	64.5	1/9/2012 21:56	63.3	2/9/2012 15:06	66.4	3/9/2012 20:16	63.9	5/9/2012 22:26	62.8
28/8/2012 19:41	64.4	30/8/2012 20:51	64.1	1/9/2012 22:01	63.1	2/9/2012 15:11	65.9	3/9/2012 20:21	63.9	5/9/2012 22:31	62.9
28/8/2012 19:46	64.0	30/8/2012 20:56	64.4	1/9/2012 22:06	63.1	2/9/2012 15:16	65.6	3/9/2012 20:26	64.3	5/9/2012 22:36	63.0
28/8/2012 19:51	64.2	30/8/2012 21:01	64.5	1/9/2012 22:11	63.0	2/9/2012 15:21	66.6	3/9/2012 20:31	64.1	5/9/2012 22:41	62.4
28/8/2012 19:56	63.6	30/8/2012 21:06	64.8	1/9/2012 22:16	63.6	2/9/2012 15:26	66.0	3/9/2012 20:36	64.0	5/9/2012 22:46	62.5
28/8/2012 20:01	63.9	30/8/2012 21:11	64.2	1/9/2012 22:21	63.4	2/9/2012 15:31	66.4	3/9/2012 20:41	64.4	5/9/2012 22:51	62.3
28/8/2012 20:06	63.7	30/8/2012 21:16	64.3	1/9/2012 22:26	63.1	2/9/2012 15:36	65.7	3/9/2012 20:46	63.7	5/9/2012 22:56	62.5
28/8/2012 20:11	63.7	30/8/2012 21:21	64.5	1/9/2012 22:31	62.9	2/9/2012 15:41	65.6	3/9/2012 20:51	63.8	5/9/2012 23:01	63.5
28/8/2012 20:16	63.8	30/8/2012 21:26	64.4	1/9/2012 22:36	62.9	2/9/2012 15:46	66.2	3/9/2012 20:56	63.4	5/9/2012 23:06	63.1
28/8/2012 20:21	63.9	30/8/2012 21:31	65.2	1/9/2012 22:41	63.3	2/9/2012 15:51	66.7	3/9/2012 21:01	63.5	5/9/2012 23:11	63.3
28/8/2012 20:26	64.5	30/8/2012 21:36	64.4	1/9/2012 22:46	64.0	2/9/2012 15:56	65.8	3/9/2012 21:06	63.7	5/9/2012 23:16	63.9
28/8/2012 20:31	64.1	30/8/2012 21:41	64.9	1/9/2012 22:51	62.8	2/9/2012 16:01	65.5	3/9/2012 21:11	63.3	5/9/2012 23:21	63.5
28/8/2012 20:36	64.4	30/8/2012 21:46	64.4	1/9/2012 22:56	63.2	2/9/2012 16:06	66.1	3/9/2012 21:16	63.3	5/9/2012 23:26	63.8
28/8/2012 20:41	64.6	30/8/2012 21:51	64.3	2/9/2012 7:01	61.8	2/9/2012 16:11	65.1	3/9/2012 21:21	63.8	5/9/2012 23:31	63.5
28/8/2012 20:46	65.2	30/8/2012 21:56	65.0	2/9/2012 7:06	63.5	2/9/2012 16:16	65.4	3/9/2012 21:26	63.4	5/9/2012 23:36	63.4
28/8/2012 20:51	64.7	30/8/2012 22:01	64.2	2/9/2012 7:11	61.5	2/9/2012 16:21	65.0	3/9/2012 21:31	63.3	5/9/2012 23:41	63.8
28/8/2012 20:56	64.7	30/8/2012 22:06	64.9	2/9/2012 7:16	63.1	2/9/2012 16:26	65.1	3/9/2012 21:36	63.6	5/9/2012 23:46	63.2
28/8/2012 21:01	64.7	30/8/2012 22:11	64.4	2/9/2012 7:21	62.3	2/9/2012 16:31	64.9	3/9/2012 21:41	63.3	5/9/2012 23:51	63.8
28/8/2012 21:06	65.4	30/8/2012 22:16	64.2	2/9/2012 7:26	62.3	2/9/2012 16:36	64.9	3/9/2012 21:46	63.2	5/9/2012 23:56	63.6
28/8/2012 21:11	64.6	30/8/2012 22:21	65.1	2/9/2012 7:31	62.6	2/9/2012 16:41	65.8	3/9/2012 21:51	64.1	5/9/2012 24:01	63.3
28/8/2012 21:16	64.3	30/8/2012 22:26	64.0	2/9/2012 7:36	61.9	2/9/2012 16:46	65.1	3/9/2012 21:56	64.1	5/9/2012 24:06	63.6
28/8/2012 21:21	64.7	30/8/2012 22:31	64.0	2/9/2012 7:41	63.1	2/9/2012 16:51	65.1	3/9/2012 22:01	64.1	5/9/2012 24:11	64.1
28/8/2012 21:26	64.8	30/8/2012 22:36	65.0	2/9/2012 7:46	62.2	2/9/2012 16:56	66.3	3/9/2012 22:06	62.9	5/9/2012 24:16	63.9
28/8/2012 21:31	64.3	30/8/2012 22:41	64.5	2/9/2012 7:51	62.2	2/9/2012 17:01	64.6	3/9/2012 22:11	63.4	5/9/2012 24:21	64.0
28/8/2012 21:36	64.8	30/8/2012 22:46	64.3	2/9/2012 7:56	62.7	2/9/2012 17:06	65.6	3/9/2012 22:16	63.4	5/9/2012 24:26	64.3
28/8/2012 21:41	64.7	30/8/2012 22:51	64.1	2/9/2012 8:01	63.4	2/9/2012 17:11	64.6	3/9/2012 22:21	64.0	5/9/2012 24:31	63.6
28/8/2012 21:46	65.5	30/8/2012 22:56	63.8	2/9/2012 8:06	63.8	2/9/2012 17:16	64.4	3/9/2012 22:26	64.1	5/9/2012 24:36	63.3
28/8/2012 21:51	65.4	31/8/2012 19:01	64.9	2/9/2012 8:11	64.1	2/9/2012 17:21	64.6	3/9/2012 22:31	64.7	5/9/2012 24:41	63.3
28/8/2012 21:56	64.9	31/8/2012 19:06	64.9	2/9/2012 8:16	63.8	2/9/2012 17:26	64.1	3/9/2012 22:36	63.3	5/9/2012 24:46	63.5
28/8/2012 22:01	65.0	31/8/2012 19:11	64.7	2/9/2012 8:21	65.2	2/9/2012 17:31	64.3	3/9/2012 22:41	62.9	5/9/2012 24:51	63.1
28/8/2012 22:06	64.4	31/8/2012 19:16	65.2	2/9/2012 8:26	65.2	2/9/2012 17:36	63.5	3/9/2012 22:46	62.4	5/9/2012 24:56	63.2
28/8/2012 22:11	64.4	31/8/2012 19:21	65.6	2/9/2012 8:31	65.0	2/9/2012 17:41	63.7	3/9/2012 22:51	62.6	5/9/2012 25:01	63.6
28/8/2012 22:16	64.4	31/8/2012 19:26	65.4	2/9/2012 8:36	65.6	2/9/2012 17:46	64.2	3/9/2012 22:56	62.4	5/9/2012 25:06	63.5
28/8/2012 22:21	64.0	31/8/2012 19:31	64.9	2/9/2012 8:41	65.6	2/9/2012 17:51	64.5	4/9/2012 19:01	65.4	5/9/2012 25:11	64.1
28/8/2012 22:26	64.7	31/8/2012 19:36	65.4	2/9/2012 8:46	65.8	2/9/2012 17:56	63.7	4/9/2012 19:06	65.7	5/9/2012 25:16	63.2
28/8/2012 22:31	65.1	31/8/2012 19:41	65.4	2/9/2012 8:51	65.6	2/9/2012 18:01	64.3	4/9/2012 19:11	65.6	5/9/2012 25:21	63.7
28/8/2012 22:36	64.7	31/8/2012 19:46	65.2	2/9/2012 8:56	66.2	2/9/2012 18:06	63.5	4/9/2012 19:16	65.2	5/9/2012 25:26	63.8
28/8/2012 22:41	64.1	31/8/2012 19:51	65.2	2/9/2012 9:01	66.0	2/9/2012 18:11	63.7	4/9/2012 19:21	66.0	5/9/2012 25:31	62.1
28/8/2012 22:46	65.0	31/8/2012 19:56	65.2	2/9/2012 9:06	66.3	2/9/2012 18:16	64.2	4/9/2012 19:26	64.2	5/9/2012 25:36	62.7
28/8/2012 22:51	64.0	31/8/2012 20:01	65.0	2/9/2012 9:11	66.4	2/9/2012 18:21	63.9	4/9/2012 19:31	64.5	5/9/2012 25:41	63.1
28/8/2012 22:56	64.9	31/8/2012 20:06	64.6	2/9/2012 9:16	66.0	2/9/2012 18:26	64.0	4/9/2012 19:36	65.2	5/9/2012 25:46	63.1
29/8/2012 19:01	63.6	31/8/2012 20:11	65.5	2/9/2012 9:21	65.9	2/9/2012 18:31	63.7	4/9/2012 19:41	64.8	5/9/2012 25:51	62.8
29/8/2012 19:06	64.6	31/8/2012 20:16	65.0	2/9/2012 9:26	65.6	2/9/2012 18:36	64.3	4/9/2012 19:46	65.0	5/9/2012 25:56	62.6
29/8/2012 19:11	63.9	31/8/2012 20:21	65.2	2/9/2012 9:31	65.6	2/9/2012 18:41	63.7	4/9/2012 19:51	64.4	5/9/2012 26:01	63.5
29/8/2012 19:16	63.5	31/8/2012 20:26	64.4	2/9/2012 9:36	67.4	2/9/2012 18:46	64.0	4/9/2012 19:56	64.5	5/9/2012 26:06	62.8
29/8/2012 19:21	63.2	31/8/2012 20:31	64.5	2/9/2012 9:41	66.3	2/9/2012 18:51	63.5	4/9/2012 20:01	64.3	5/9/2012 26:11	63.2
29/8/2012 19:26	63.1	31/8/2012 20:36	64.5	2/9/2012 9:46	66.5	2/9/2012 18:56	63.2	4/9/2012 20:06	64.9	5/9/2012 26:16	62.4
29/8/2012 19:31	63.4	31/8/2012 20:41	64.1	2/9/2012 9:51	67.0	2/9/2012 19:01	63.8	4/9/2012 20:11	66.0	5/9/2012 26:21	62.7
29/8/2012 19:36	63.5	31/8/2012 20:46	64.7	2/9/2012 9:56	66.6	2/9/2012 19:06	63.3	4/9/2012 20:16	64.5	5/9/2012 26:26	62.9
29/8/2012 19:41	63.8	31/8/2012 20:51	64.7	2/9/2012 10:01	66.4	2/9/2012 19:11	63.9	4/9/2012 20:21	64.6	5/9/2012 26:31	62.8
29/8/2012 19:46	63.9	31/8/2012 20:56	64.4	2/9/2012 10:06	66.2	2/9/2012 19:16	63.8	4/9/2012 20:26	63.8	5/9/2012 26:36	62.9
29/8/2012 19:51	63.5	31/8/2012 21:01	64.3	2/9/2012 10:11	66.5	2/9/2012 19:21	63.7	4/9/2012 20:31	63.7	5/9/2012 26:41	63.0
29/8/2012 19:56	63.9	31/8/2012 21:06	64.4	2/9/2012 10:16	66.5	2/9/2012 19:26	62.8	4/9/2012 20:36	64.1	5/9/2012 26:46	62.4
29/8/2012 20:01	64.5	31/8/2012 21:11	64.0	2/9/2012 10:21	66.0	2/9/2012 19:31	63.2	4/9/2012 20:41	64.5	5/9/2012 26:51	62.5
29/8/2012 20:06	63.7	31/8/2012 21:16	64.0	2/9/2012 10:26	66.1	2/9/2012 19:36	63.1	4/9/2012 20:46	64.4	5/9/2012 26:56	62.3
29/8/2012 20:11	64.1	31/8/2012 21:21	63.7	2/9/2012 10:31	65.3	2/9/2012 19:41	63.9	4/9/2012 20:51	64.2	5/9/2012 27:01	62.0
29/8/2012 20:16	63.8	31/8/2012 21:26	64.3	2/9/2012 10:36	65.8	2/9/2012 19:46	62.6	4/9/2012 20:56	64.2	5/9/2012 27:06	61.9
29/8/2012 20:21	63.4	31/8/2012 21:31	63.8	2/9/2012 10:41	66.7	2/9/2012 19:51	63.4	4/9/2012 21:01	63.9	5/9/2012 27:11	61.8
29/8/2012 20:26	63.8	31/8/2012 21:36	64.2	2/9/2012 10:46	67.3	2/9/2012 19:56	62.5	4/9/2012 21:06	64.5	5/9/2012 27:16	62.4
29/8/2012 20:31	64.2	31/8/2012 21:41	64.1	2/9/2012 10:51	67.0	2/9/2012 20:01	63.1	4/9/2012 21:11	64.3	5/9/2012 27:21	63.0
29/8/2012 20:36	63.9	31/8/2012 21:46	64.1	2/9/2012 10:56	67.1	2/9/2012 20:06	63.1	4/9/2012 21:16	64.3	5/9/2012 27:26	63.9
29/8/2012 20:41	63.4	31/8/2012 21:51	64.3	2/9/2012 11:01	67.2	2/9/2012 20:11	62.6	4/9/2012 21:21	64.6	5/9/2012 27:31	63.3
29/8/2012 20:46	63.4	31/8/2012 21:56	63.8	2/9/2012 11:06	68.0	2/9/2012 20:16	63.0	4/9/2012 21:26	64.4	5/9/2012 27:36	64.2
29/8/2012 20:51	63.6	31/8/2012 22:01	63.8	2/9/2012 11:11	67.6	2/9/2012 20:21	62.7	4/9/2012 21:31	64.1	5/9/2012 27:41	64.5
29/8/2012 20:56	63.7	31/8/2012 22:06	63.5	2/9/2012 11:16	67.6	2/9/2012 20:26	63.2	4/9/2012 21:36	64.1	5/9/2012 27:46	63.9
29/8/2012 21:01	64.6	31/8/2012 22:11	64.0	2/9/2012 11:21	66.9	2/9/2012 20:31	63.5	4/9/2012 21:41	64.4	5/9/2012 27:51	64.0
29/8/2012 21:06	64.8	31/8/2012 22:16	63.6	2/9/2012 11:26	65.9	2/9/2012 20:36	62.9	4/9/2012 21:46	64.2	5/9/2012 27:56	64.3
29/8/2012 21:11	64.6	31/8/2012 22:21	64.0	2/9/2012 11:31	66.3	2/9/2012 20:41	62.8	4/9/2012 21:51	63.8	5/9/2012 28:01	64.7
29/8/2012 21:16	64.3	31/8/2012 22:26	63.8	2/9/2012 11:36	66.0	2/9/2012 20:46	62.8	4/9/2012 21:56	63.6	5/9/2012 28:06	64.4
29/8/2012 21:21	64.0	31/8/2012 22:31	63.5	2/9/2012 11:41							

Real-time Noise Data RTN1 (FEHD Hong Kong Transport Section Whitefield Depot)

8/9/2012 19:31	65.8	9/9/2012 12:41	63.4	9/9/2012 21:51	61.8	12/9/2012 19:01	64.2	14/9/2012 22:11	64.1	16/9/2012 11:21	63.4
8/9/2012 19:36	64.9	9/9/2012 12:46	63.0	9/9/2012 21:56	61.4	12/9/2012 19:06	64.6	14/9/2012 22:16	64.3	16/9/2012 11:26	64.4
8/9/2012 19:41	64.5	9/9/2012 12:51	62.5	9/9/2012 22:01	62.4	12/9/2012 19:11	65.3	14/9/2012 22:21	63.9	16/9/2012 11:31	64.9
8/9/2012 19:46	64.2	9/9/2012 12:56	64.0	9/9/2012 22:06	61.9	12/9/2012 19:16	65.9	14/9/2012 22:26	63.5	16/9/2012 11:36	63.6
8/9/2012 19:51	64.4	9/9/2012 13:01	65.2	9/9/2012 22:11	62.0	12/9/2012 19:21	66.0	14/9/2012 22:31	63.2	16/9/2012 11:41	63.6
8/9/2012 19:56	64.3	9/9/2012 13:06	65.0	9/9/2012 22:16	62.1	12/9/2012 19:26	66.0	14/9/2012 22:36	62.9	16/9/2012 11:46	64.1
8/9/2012 20:01	65.1	9/9/2012 13:11	65.5	9/9/2012 22:21	62.0	12/9/2012 19:31	66.0	14/9/2012 22:41	62.7	16/9/2012 11:51	63.6
8/9/2012 20:06	65.2	9/9/2012 13:16	65.3	9/9/2012 22:26	61.8	12/9/2012 19:36	68.3	14/9/2012 22:46	63.9	16/9/2012 11:56	63.3
8/9/2012 20:11	65.6	9/9/2012 13:21	65.8	9/9/2012 22:31	62.2	12/9/2012 19:41	65.7	14/9/2012 22:51	62.7	16/9/2012 12:01	63.4
8/9/2012 20:16	64.7	9/9/2012 13:26	65.8	9/9/2012 22:36	62.1	12/9/2012 19:46	65.9	14/9/2012 22:56	62.9	16/9/2012 12:06	63.5
8/9/2012 20:21	65.5	9/9/2012 13:31	65.8	9/9/2012 22:41	62.1	12/9/2012 19:51	65.6	15/9/2012 19:01	62.5	16/9/2012 12:11	64.4
8/9/2012 20:26	65.0	9/9/2012 13:36	65.7	9/9/2012 22:46	61.4	12/9/2012 19:56	65.8	15/9/2012 19:06	62.4	16/9/2012 12:16	63.4
8/9/2012 20:31	65.7	9/9/2012 13:41	66.3	9/9/2012 22:51	61.6	12/9/2012 20:01	65.7	15/9/2012 19:11	63.2	16/9/2012 12:21	63.3
8/9/2012 20:36	65.7	9/9/2012 13:46	65.8	9/9/2012 22:56	61.7	12/9/2012 20:06	65.7	15/9/2012 19:16	62.8	16/9/2012 12:26	63.2
8/9/2012 20:41	65.3	9/9/2012 13:51	66.3	10/9/2012 19:01	63.3	12/9/2012 20:11	66.2	15/9/2012 19:21	62.8	16/9/2012 12:31	63.3
8/9/2012 20:46	65.6	9/9/2012 13:56	65.6	10/9/2012 19:06	63.8	12/9/2012 20:16	65.8	15/9/2012 19:26	63.6	16/9/2012 12:36	62.5
8/9/2012 20:51	65.1	9/9/2012 14:01	65.2	10/9/2012 19:11	64.0	12/9/2012 20:21	65.7	15/9/2012 19:31	63.6	16/9/2012 12:41	62.1
8/9/2012 20:56	63.8	9/9/2012 14:06	65.0	10/9/2012 19:16	64.8	12/9/2012 20:26	66.5	15/9/2012 19:36	64.3	16/9/2012 12:46	62.2
8/9/2012 21:01	63.1	9/9/2012 14:11	64.9	10/9/2012 19:21	64.8	12/9/2012 20:31	65.5	15/9/2012 19:41	63.6	16/9/2012 12:51	62.3
8/9/2012 21:06	63.0	9/9/2012 14:16	64.5	10/9/2012 19:26	64.7	12/9/2012 20:36	65.7	15/9/2012 19:46	63.7	16/9/2012 12:56	63.2
8/9/2012 21:11	63.3	9/9/2012 14:21	65.5	10/9/2012 19:31	64.1	12/9/2012 20:41	65.5	15/9/2012 19:51	63.5	16/9/2012 13:01	63.4
8/9/2012 21:16	63.5	9/9/2012 14:26	66.4	10/9/2012 19:36	64.6	12/9/2012 20:46	65.5	15/9/2012 19:56	64.4	16/9/2012 13:06	63.0
8/9/2012 21:21	62.8	9/9/2012 14:31	66.2	10/9/2012 19:41	64.3	12/9/2012 20:51	63.6	15/9/2012 20:01	64.8	16/9/2012 13:11	63.2
8/9/2012 21:26	63.3	9/9/2012 14:36	65.5	10/9/2012 19:46	63.8	12/9/2012 21:56	63.7	15/9/2012 20:06	64.1	16/9/2012 13:16	63.5
8/9/2012 21:31	63.1	9/9/2012 14:41	65.9	10/9/2012 19:51	63.7	12/9/2012 22:01	63.2	15/9/2012 20:11	63.1	16/9/2012 13:21	63.4
8/9/2012 21:36	62.8	9/9/2012 14:46	65.5	10/9/2012 19:56	64.0	12/9/2012 22:06	63.6	15/9/2012 20:16	63.5	16/9/2012 13:26	63.9
8/9/2012 21:41	63.1	9/9/2012 14:51	65.5	10/9/2012 20:01	64.1	12/9/2012 22:11	62.7	15/9/2012 20:21	63.2	16/9/2012 13:31	62.5
8/9/2012 21:46	62.7	9/9/2012 14:56	65.4	10/9/2012 20:06	64.4	12/9/2012 22:16	63.5	15/9/2012 20:26	63.5	16/9/2012 13:36	62.4
8/9/2012 21:51	63.1	9/9/2012 15:01	65.7	10/9/2012 20:11	64.7	12/9/2012 22:21	63.2	15/9/2012 20:31	63.9	16/9/2012 13:41	63.5
8/9/2012 21:56	63.0	9/9/2012 15:06	65.3	10/9/2012 20:16	64.2	12/9/2012 22:26	63.6	15/9/2012 20:36	63.0	16/9/2012 13:46	63.7
8/9/2012 22:01	62.8	9/9/2012 15:11	65.6	10/9/2012 20:21	64.3	12/9/2012 22:31	62.9	15/9/2012 20:41	63.9	16/9/2012 13:51	63.8
8/9/2012 22:06	63.5	9/9/2012 15:16	66.5	10/9/2012 20:26	64.1	12/9/2012 22:36	63.1	15/9/2012 20:46	62.7	16/9/2012 13:56	63.9
8/9/2012 22:11	63.0	9/9/2012 15:21	65.4	10/9/2012 20:31	63.7	12/9/2012 22:41	61.7	15/9/2012 20:51	63.5	16/9/2012 14:01	64.8
8/9/2012 22:16	62.2	9/9/2012 15:26	64.8	10/9/2012 20:36	63.7	12/9/2012 22:46	61.9	15/9/2012 20:56	63.7	16/9/2012 14:06	62.9
8/9/2012 22:21	62.6	9/9/2012 15:31	64.5	10/9/2012 20:41	64.0	12/9/2012 22:51	61.7	15/9/2012 21:01	63.4	16/9/2012 14:11	63.6
8/9/2012 22:26	62.2	9/9/2012 15:36	64.7	10/9/2012 20:46	63.7	12/9/2012 22:56	61.7	15/9/2012 21:06	63.3	16/9/2012 14:16	63.3
8/9/2012 22:31	62.4	9/9/2012 15:41	65.1	10/9/2012 20:51	63.7	13/9/2012 19:01	63.5	15/9/2012 21:11	63.0	16/9/2012 14:21	66.1
8/9/2012 22:36	62.1	9/9/2012 15:46	64.3	10/9/2012 20:56	63.6	13/9/2012 19:06	63.3	15/9/2012 21:16	63.0	16/9/2012 14:26	65.0
8/9/2012 22:41	62.8	9/9/2012 15:51	64.5	10/9/2012 21:01	63.3	13/9/2012 19:11	63.1	15/9/2012 21:21	63.1	16/9/2012 14:31	63.6
8/9/2012 22:46	62.3	9/9/2012 15:56	65.3	10/9/2012 21:06	63.2	13/9/2012 19:16	63.5	15/9/2012 21:26	63.0	16/9/2012 14:36	63.8
8/9/2012 22:51	62.3	9/9/2012 16:01	65.9	10/9/2012 21:11	62.8	13/9/2012 19:21	64.1	15/9/2012 21:31	62.3	16/9/2012 14:41	64.2
8/9/2012 22:56	62.5	9/9/2012 16:06	66.0	10/9/2012 21:16	63.2	13/9/2012 19:26	63.7	15/9/2012 21:36	62.6	16/9/2012 14:46	63.4
9/9/2012 7:01	61.7	9/9/2012 16:11	65.8	10/9/2012 21:21	63.0	13/9/2012 19:31	63.7	15/9/2012 21:41	62.8	16/9/2012 14:51	63.3
9/9/2012 7:06	61.5	9/9/2012 16:16	65.2	10/9/2012 21:26	63.5	13/9/2012 19:36	63.6	15/9/2012 21:46	62.9	16/9/2012 14:56	63.4
9/9/2012 7:11	61.6	9/9/2012 16:21	65.5	10/9/2012 21:31	63.8	13/9/2012 19:41	63.5	15/9/2012 21:51	62.9	16/9/2012 15:01	62.8
9/9/2012 7:16	61.4	9/9/2012 16:26	65.3	10/9/2012 21:36	63.4	13/9/2012 19:46	63.8	15/9/2012 21:56	62.9	16/9/2012 15:06	62.9
9/9/2012 7:21	61.2	9/9/2012 16:31	65.5	10/9/2012 21:41	63.4	13/9/2012 19:51	63.9	15/9/2012 22:01	63.1	16/9/2012 15:11	63.6
9/9/2012 7:26	62.2	9/9/2012 16:36	64.8	10/9/2012 21:46	63.3	13/9/2012 19:56	63.6	15/9/2012 22:06	63.5	16/9/2012 15:16	62.8
9/9/2012 7:31	67.2	9/9/2012 16:41	65.7	10/9/2012 21:51	63.4	13/9/2012 20:01	64.9	15/9/2012 22:11	62.8	16/9/2012 15:21	62.8
9/9/2012 7:36	61.7	9/9/2012 16:46	65.2	10/9/2012 21:56	63.5	13/9/2012 20:06	63.7	15/9/2012 22:16	62.8	16/9/2012 15:26	64.5
9/9/2012 7:41	62.8	9/9/2012 16:51	64.1	10/9/2012 22:01	63.2	13/9/2012 20:11	65.0	15/9/2012 22:21	62.9	16/9/2012 15:31	64.2
9/9/2012 7:46	62.0	9/9/2012 16:56	65.2	10/9/2012 22:06	63.4	13/9/2012 20:16	63.9	15/9/2012 22:26	62.8	16/9/2012 15:36	64.6
9/9/2012 7:51	62.7	9/9/2012 17:01	64.6	10/9/2012 22:11	63.7	13/9/2012 20:21	64.8	15/9/2012 22:31	62.1	16/9/2012 15:41	64.0
9/9/2012 7:56	61.8	9/9/2012 17:06	64.1	10/9/2012 22:16	63.3	13/9/2012 20:26	64.2	15/9/2012 22:36	62.2	16/9/2012 15:46	63.0
9/9/2012 8:01	62.3	9/9/2012 17:11	63.6	10/9/2012 22:21	63.1	13/9/2012 20:31	63.3	15/9/2012 22:41	62.0	16/9/2012 15:51	63.4
9/9/2012 8:06	62.3	9/9/2012 17:16	63.9	10/9/2012 22:26	63.1	13/9/2012 20:36	65.5	15/9/2012 22:46	61.7	16/9/2012 15:56	62.8
9/9/2012 8:11	62.1	9/9/2012 17:21	63.8	10/9/2012 22:31	63.0	13/9/2012 20:41	63.6	15/9/2012 22:51	61.8	16/9/2012 16:01	63.2
9/9/2012 8:16	62.2	9/9/2012 17:26	64.8	10/9/2012 22:36	61.8	13/9/2012 20:46	63.1	15/9/2012 22:56	61.6	16/9/2012 16:06	62.3
9/9/2012 8:21	62.8	9/9/2012 17:31	64.4	10/9/2012 22:41	61.9	13/9/2012 20:51	64.8	16/9/2012 7:01	61.1	16/9/2012 16:11	63.2
9/9/2012 8:26	63.8	9/9/2012 17:36	64.6	10/9/2012 22:46	61.8	13/9/2012 20:56	63.6	16/9/2012 7:06	61.3	16/9/2012 16:16	63.5
9/9/2012 8:31	64.0	9/9/2012 17:41	65.1	10/9/2012 22:51	61.7	13/9/2012 21:01	63.2	16/9/2012 7:11	61.4	16/9/2012 16:21	63.5
9/9/2012 8:36	63.3	9/9/2012 17:46	65.1	10/9/2012 22:56	61.8	13/9/2012 21:06	63.5	16/9/2012 7:16	61.6	16/9/2012 16:26	63.6
9/9/2012 8:41	64.6	9/9/2012 17:51	65.2	11/9/2012 19:01	64.4	13/9/2012 21:11	64.2	16/9/2012 7:21	66.5	16/9/2012 16:31	63.4
9/9/2012 8:46	64.2	9/9/2012 17:56	65.3	11/9/2012 19:06	64.3	13/9/2012 21:16	63.5	16/9/2012 7:26	60.8	16/9/2012 16:36	64.0
9/9/2012 8:51	64.7	9/9/2012 18:01	64.6	11/9/2012 19:11	64.3	13/9/2012 21:21	63.4	16/9/2012 7:31	60.7	16/9/2012 16:41	63.8
9/9/2012 8:56	64.9	9/9/2012 18:06	65.5	11/9/2012 19:16	64.3	13/9/2012 21:26	63.2	16/9/2012 7:36	61.8	16/9/2012 16:46	64.0
9/9/2012 9:01	66.0	9/9/2012 18:11	65.6	11/9/2012 19:21	63.9	13/9/2012 21:31	63.4	16/9/2012 7:41	60.9	16/9/2012 16:51	65.1
9/9/2012 9:06	65.4	9/9/2012 18:16	65.9	11/9/2012 19:26	64.2	13/9/2012 21:36	63.8	16/9/2012 7:46	61.1	16/9/2012 16:56	66.4
9/9/2012 9:11	65.3	9/9/2012 18:21	66.7	11/9/2012 19:31	64.3	13/9/2012 21:41	63.8	16/9/2012 7:51	60.8	16/9/2012 17:01	69.0
9/9/2012 9:16	66.0	9/9/2012 18:26	66.6	11/9/2012 19:36	64.5	13/9/2012 21:46	63.4	16/9/2012 7:56</			

Real-time Noise Data RTN1 (FEHD Hong Kong Transport Section Whitefield Depot)

16/9/2012 20:31	61.7	18/9/2012 21:41	62.3	20/9/2012 22:51	63.9	23/9/2012 8:01	61.9	23/9/2012 17:11	66.8	24/9/2012 22:21	69.4
16/9/2012 20:36	61.5	18/9/2012 21:46	61.9	20/9/2012 22:56	63.1	23/9/2012 8:06	61.2	23/9/2012 17:16	66.6	24/9/2012 22:26	65.8
16/9/2012 20:41	61.9	18/9/2012 21:51	62.0	21/9/2012 19:01	62.2	23/9/2012 8:11	62.6	23/9/2012 17:21	66.0	24/9/2012 22:31	65.1
16/9/2012 20:46	61.8	18/9/2012 21:56	62.2	21/9/2012 19:06	61.9	23/9/2012 8:16	63.0	23/9/2012 17:26	66.2	24/9/2012 22:36	66.4
16/9/2012 20:51	62.0	18/9/2012 22:01	62.1	21/9/2012 19:11	61.6	23/9/2012 8:21	62.8	23/9/2012 17:31	65.3	24/9/2012 22:41	65.5
16/9/2012 20:56	61.8	18/9/2012 22:06	62.4	21/9/2012 19:16	61.4	23/9/2012 8:26	63.6	23/9/2012 17:36	65.6	24/9/2012 22:46	68.5
16/9/2012 21:01	61.8	18/9/2012 22:11	62.8	21/9/2012 19:21	61.5	23/9/2012 8:31	64.4	23/9/2012 17:41	65.0	24/9/2012 22:51	66.3
16/9/2012 21:06	62.0	18/9/2012 22:16	62.7	21/9/2012 19:26	62.4	23/9/2012 8:36	64.2	23/9/2012 17:46	65.5	24/9/2012 22:56	65.2
16/9/2012 21:11	62.1	18/9/2012 22:21	62.8	21/9/2012 19:31	61.1	23/9/2012 8:41	64.1	23/9/2012 17:51	65.0	25/9/2012 19:01	65.1
16/9/2012 21:16	62.6	18/9/2012 22:26	63.2	21/9/2012 19:36	61.7	23/9/2012 8:46	64.5	23/9/2012 17:56	66.8	25/9/2012 19:06	65.8
16/9/2012 21:21	61.9	18/9/2012 22:31	62.1	21/9/2012 19:41	60.9	23/9/2012 8:51	64.0	23/9/2012 18:01	65.6	25/9/2012 19:11	66.9
16/9/2012 21:26	62.5	18/9/2012 22:36	62.5	21/9/2012 19:46	60.8	23/9/2012 8:56	63.9	23/9/2012 18:06	66.7	25/9/2012 19:16	66.8
16/9/2012 21:31	61.8	18/9/2012 22:41	61.6	21/9/2012 19:51	60.8	23/9/2012 9:01	64.0	23/9/2012 18:11	66.4	25/9/2012 19:21	66.8
16/9/2012 21:36	62.6	18/9/2012 22:46	61.5	21/9/2012 19:56	62.0	23/9/2012 9:06	64.0	23/9/2012 18:16	65.7	25/9/2012 19:26	65.8
16/9/2012 21:41	61.6	18/9/2012 22:51	61.4	21/9/2012 20:01	61.8	23/9/2012 9:11	63.9	23/9/2012 18:21	65.5	25/9/2012 19:31	64.0
16/9/2012 21:46	62.5	18/9/2012 22:56	61.7	21/9/2012 20:06	62.0	23/9/2012 9:16	63.7	23/9/2012 18:26	65.3	25/9/2012 19:36	64.7
16/9/2012 21:51	61.9	19/9/2012 19:01	64.6	21/9/2012 20:11	61.4	23/9/2012 9:21	64.0	23/9/2012 18:31	65.2	25/9/2012 19:41	63.9
16/9/2012 21:56	62.6	19/9/2012 19:06	63.7	21/9/2012 20:16	62.4	23/9/2012 9:26	64.1	23/9/2012 18:36	63.6	25/9/2012 19:46	64.7
16/9/2012 22:01	62.5	19/9/2012 19:11	64.4	21/9/2012 20:21	62.4	23/9/2012 9:31	64.6	23/9/2012 18:41	63.4	25/9/2012 19:51	64.6
16/9/2012 22:06	62.0	19/9/2012 19:16	64.6	21/9/2012 20:26	62.4	23/9/2012 9:36	63.9	23/9/2012 18:46	63.2	25/9/2012 19:56	64.0
16/9/2012 22:11	62.1	19/9/2012 19:21	64.4	21/9/2012 20:31	63.8	23/9/2012 9:41	64.3	23/9/2012 18:51	62.6	25/9/2012 20:01	64.5
16/9/2012 22:16	63.7	19/9/2012 19:26	64.3	21/9/2012 20:36	62.7	23/9/2012 9:46	64.2	23/9/2012 18:56	62.5	25/9/2012 20:06	65.8
16/9/2012 22:21	62.0	19/9/2012 19:31	64.5	21/9/2012 20:41	63.3	23/9/2012 9:51	64.2	23/9/2012 19:01	62.9	25/9/2012 20:11	64.2
16/9/2012 22:26	61.7	19/9/2012 19:36	64.5	21/9/2012 20:46	62.7	23/9/2012 9:56	64.0	23/9/2012 19:06	62.0	25/9/2012 20:16	64.3
16/9/2012 22:31	61.7	19/9/2012 19:41	64.6	21/9/2012 20:51	62.8	23/9/2012 10:01	64.6	23/9/2012 19:11	61.7	25/9/2012 20:21	63.5
16/9/2012 22:36	62.1	19/9/2012 19:46	64.6	21/9/2012 20:56	64.0	23/9/2012 10:06	64.5	23/9/2012 19:16	61.8	25/9/2012 20:26	63.3
16/9/2012 22:41	61.8	19/9/2012 19:51	64.0	21/9/2012 21:01	62.0	23/9/2012 10:11	66.0	23/9/2012 19:21	62.7	25/9/2012 20:31	64.5
16/9/2012 22:46	61.9	19/9/2012 19:56	65.1	21/9/2012 21:06	62.3	23/9/2012 10:16	64.2	23/9/2012 19:26	62.1	25/9/2012 20:36	64.7
16/9/2012 22:51	61.5	19/9/2012 20:01	64.3	21/9/2012 21:11	62.8	23/9/2012 10:21	64.3	23/9/2012 19:31	62.0	25/9/2012 20:41	64.7
16/9/2012 22:56	61.9	19/9/2012 20:06	64.3	21/9/2012 21:16	64.6	23/9/2012 10:26	64.7	23/9/2012 19:36	62.2	25/9/2012 20:46	65.0
17/9/2012 19:01	64.6	19/9/2012 20:11	64.3	21/9/2012 21:21	63.4	23/9/2012 10:31	64.7	23/9/2012 19:41	62.4	25/9/2012 20:51	65.1
17/9/2012 19:06	64.2	19/9/2012 20:16	64.4	21/9/2012 21:26	62.9	23/9/2012 10:36	64.9	23/9/2012 19:46	61.9	25/9/2012 20:56	65.1
17/9/2012 19:11	64.1	19/9/2012 20:21	65.1	21/9/2012 21:31	62.9	23/9/2012 10:41	65.0	23/9/2012 19:51	62.1	25/9/2012 21:01	64.6
17/9/2012 19:16	64.6	19/9/2012 20:26	65.1	21/9/2012 21:36	62.8	23/9/2012 10:46	64.2	23/9/2012 19:56	62.0	25/9/2012 21:06	63.9
17/9/2012 19:21	64.3	19/9/2012 20:31	65.2	21/9/2012 21:41	62.7	23/9/2012 10:51	64.4	23/9/2012 20:01	61.8	25/9/2012 21:11	64.3
17/9/2012 19:26	63.5	19/9/2012 20:36	65.1	21/9/2012 21:46	63.0	23/9/2012 10:56	64.9	23/9/2012 20:06	61.9	25/9/2012 21:16	64.3
17/9/2012 19:31	64.0	19/9/2012 20:41	64.3	21/9/2012 21:51	62.8	23/9/2012 11:01	65.8	23/9/2012 20:11	62.7	25/9/2012 21:21	64.1
17/9/2012 19:36	63.4	19/9/2012 20:46	63.8	21/9/2012 21:56	62.1	23/9/2012 11:06	66.3	23/9/2012 20:16	61.6	25/9/2012 21:26	64.2
17/9/2012 19:41	63.3	19/9/2012 20:51	63.6	21/9/2012 22:01	62.1	23/9/2012 11:11	66.8	23/9/2012 20:21	61.4	25/9/2012 21:31	63.7
17/9/2012 19:46	63.1	19/9/2012 20:56	63.8	21/9/2012 22:06	62.2	23/9/2012 11:16	66.5	23/9/2012 20:26	61.5	25/9/2012 21:36	63.7
17/9/2012 19:51	63.3	19/9/2012 21:01	63.4	21/9/2012 22:11	62.5	23/9/2012 11:21	66.3	23/9/2012 20:31	62.7	25/9/2012 21:41	63.2
17/9/2012 19:56	64.3	19/9/2012 21:06	65.1	21/9/2012 22:16	62.5	23/9/2012 11:26	66.0	23/9/2012 20:36	61.7	25/9/2012 21:46	63.6
17/9/2012 20:01	63.5	19/9/2012 21:11	65.4	21/9/2012 22:21	62.2	23/9/2012 11:31	65.1	23/9/2012 20:41	61.3	25/9/2012 21:51	63.6
17/9/2012 20:06	63.2	19/9/2012 21:16	68.5	21/9/2012 22:26	62.3	23/9/2012 11:36	64.6	23/9/2012 20:46	61.8	25/9/2012 21:56	64.1
17/9/2012 20:11	63.4	19/9/2012 21:21	64.7	21/9/2012 22:31	62.0	23/9/2012 11:41	65.7	23/9/2012 20:51	62.1	25/9/2012 22:01	63.9
17/9/2012 20:16	63.7	19/9/2012 21:26	65.5	21/9/2012 22:36	62.1	23/9/2012 11:46	65.8	23/9/2012 20:56	61.6	25/9/2012 22:06	64.5
17/9/2012 20:21	63.7	19/9/2012 21:31	65.2	21/9/2012 22:41	62.5	23/9/2012 11:51	65.1	23/9/2012 21:01	62.0	25/9/2012 22:11	64.3
17/9/2012 20:26	63.3	19/9/2012 21:36	64.9	21/9/2012 22:46	62.1	23/9/2012 11:56	64.7	23/9/2012 21:06	62.0	25/9/2012 22:16	64.7
17/9/2012 20:31	64.4	19/9/2012 21:41	64.3	21/9/2012 22:51	62.0	23/9/2012 12:01	64.9	23/9/2012 21:11	62.9	25/9/2012 22:21	63.3
17/9/2012 20:36	64.1	19/9/2012 21:46	63.0	21/9/2012 22:56	61.1	23/9/2012 12:06	64.6	23/9/2012 21:16	61.6	25/9/2012 22:26	62.7
17/9/2012 20:41	63.2	19/9/2012 21:51	63.3	22/9/2012 19:01	64.7	23/9/2012 12:11	64.6	23/9/2012 21:21	61.4	25/9/2012 22:31	62.6
17/9/2012 20:46	63.0	19/9/2012 21:56	63.2	22/9/2012 19:06	64.3	23/9/2012 12:16	64.9	23/9/2012 21:26	62.3	25/9/2012 22:36	63.0
17/9/2012 20:51	63.3	19/9/2012 22:01	63.5	22/9/2012 19:11	64.5	23/9/2012 12:21	64.8	23/9/2012 21:31	61.6	25/9/2012 22:41	62.7
17/9/2012 20:56	62.8	19/9/2012 22:06	63.2	22/9/2012 19:16	64.4	23/9/2012 12:26	64.7	23/9/2012 21:36	62.3	25/9/2012 22:46	62.8
17/9/2012 21:01	63.2	19/9/2012 22:11	63.3	22/9/2012 19:21	64.9	23/9/2012 12:31	65.0	23/9/2012 21:41	62.1	25/9/2012 22:51	61.9
17/9/2012 21:06	63.2	19/9/2012 22:16	63.3	22/9/2012 19:26	64.9	23/9/2012 12:36	64.9	23/9/2012 21:46	61.5	25/9/2012 22:56	62.6
17/9/2012 21:11	64.0	19/9/2012 22:21	64.0	22/9/2012 19:31	64.6	23/9/2012 12:41	64.8	23/9/2012 21:51	62.0	26/9/2012 19:01	66.3
17/9/2012 21:16	63.4	19/9/2012 22:26	64.2	22/9/2012 19:36	62.6	23/9/2012 12:46	64.8	23/9/2012 21:56	61.8	26/9/2012 19:06	66.2
17/9/2012 21:21	63.3	19/9/2012 22:31	62.0	22/9/2012 19:41	63.7	23/9/2012 12:51	64.7	23/9/2012 22:01	62.0	26/9/2012 19:11	65.8
17/9/2012 21:26	63.6	19/9/2012 22:36	61.4	22/9/2012 19:46	63.2	23/9/2012 12:56	63.9	23/9/2012 22:06	61.3	26/9/2012 19:16	65.2
17/9/2012 21:31	63.9	19/9/2012 22:41	61.4	22/9/2012 19:51	63.7	23/9/2012 13:01	64.4	23/9/2012 22:11	61.7	26/9/2012 19:21	65.0
17/9/2012 21:36	65.0	19/9/2012 22:46	61.3	22/9/2012 19:56	63.3	23/9/2012 13:06	66.0	23/9/2012 22:16	61.6	26/9/2012 19:26	65.2
17/9/2012 21:41	64.0	19/9/2012 22:51	61.9	22/9/2012 20:01	63.5	23/9/2012 13:11	66.9	23/9/2012 22:21	61.4	26/9/2012 19:31	65.2
17/9/2012 21:46	63.8	19/9/2012 22:56	61.3	22/9/2012 20:06	63.0	23/9/2012 13:16	65.2	23/9/2012 22:26	61.3	26/9/2012 19:36	65.2
17/9/2012 21:51	64.4	20/9/2012 19:01	64.9	22/9/2012 20:11	63.2	23/9/2012 13:21	65.9	23/9/2012 22:31	61.3	26/9/2012 19:41	65.2
17/9/2012 21:56	63.1	20/9/2012 19:06	64.9	22/9/2012 20:16	62.0	23/9/2012 13:26	66.3	23/9/2012 22:36	62.0	26/9/2012 19:46	65.2
17/9/2012 22:01	63.0	20/9/2012 19:11	64.7	22/9/2012 20:21	62.7	23/9/2012 13:31	65.8	23/9/2012 22:41	62.6	26/9/2012 19:51	65.0
17/9/2012 22:06	62.6	20/9/2012 19:16	65.2	22/9/2012 20:26	62.5	23/9/2012 13:36	64.5	23/9/2012 22:46	60.9	26/9/2012 19:56	65.4
17/9/2012 22:11	63.5	20/9/2012 19:21	65.6	22/9/2012 20:31	62.6	23/9/2012 13:41	67.6	23/9/2012 22:51	61.9</		

Real-time Noise Data RTN1 (FEHD Hong Kong Transport Section Whitefield Depot)

27/9/2012 19:31	63.2	28/8/2012 5:21	60.6	29/8/2012 6:31	61.9	30/8/2012 23:41	57.4	1/9/2012 0:51	61.0	2/9/2012 2:01	58.6
27/9/2012 19:36	63.9	28/8/2012 5:26	60.3	29/8/2012 6:36	56.2	30/8/2012 23:46	57.4	1/9/2012 0:56	60.9	2/9/2012 2:06	60.8
27/9/2012 19:41	63.9	28/8/2012 5:31	61.2	29/8/2012 6:41	57.5	30/8/2012 23:51	56.9	1/9/2012 1:01	61.6	2/9/2012 2:11	61.3
27/9/2012 19:46	63.9	28/8/2012 5:36	59.6	29/8/2012 6:46	51.6	30/8/2012 23:56	54.2	1/9/2012 1:06	61.3	2/9/2012 2:16	60.8
27/9/2012 19:51	64.7	28/8/2012 5:41	60.3	29/8/2012 6:51	54.1	31/8/2012 0:01	59.3	1/9/2012 1:11	60.1	2/9/2012 2:21	60.5
27/9/2012 19:56	64.0	28/8/2012 5:46	61.6	29/8/2012 6:56	56.0	31/8/2012 0:06	57.8	1/9/2012 1:16	60.8	2/9/2012 2:26	60.1
27/9/2012 20:01	63.6	28/8/2012 5:51	61.8	29/8/2012 23:01	51.3	31/8/2012 0:11	56.3	1/9/2012 1:21	60.7	2/9/2012 2:31	60.9
27/9/2012 20:06	62.6	28/8/2012 5:56	61.4	29/8/2012 23:06	61.9	31/8/2012 0:16	53.9	1/9/2012 1:26	61.5	2/9/2012 2:36	61.7
27/9/2012 20:11	62.6	28/8/2012 6:01	60.7	29/8/2012 23:11	56.0	31/8/2012 0:21	58.4	1/9/2012 1:31	60.9	2/9/2012 2:41	60.7
27/9/2012 20:16	62.6	28/8/2012 6:06	61.6	29/8/2012 23:16	53.6	31/8/2012 0:26	56.5	1/9/2012 1:36	60.6	2/9/2012 2:46	60.4
27/9/2012 20:21	62.5	28/8/2012 6:11	61.8	29/8/2012 23:21	56.3	31/8/2012 0:31	59.2	1/9/2012 1:41	60.1	2/9/2012 2:51	60.5
27/9/2012 20:26	62.4	28/8/2012 6:16	61.3	29/8/2012 23:26	54.7	31/8/2012 0:36	55.7	1/9/2012 1:46	60.4	2/9/2012 2:56	60.3
27/9/2012 20:31	62.6	28/8/2012 6:21	61.8	29/8/2012 23:31	52.4	31/8/2012 0:41	50.9	1/9/2012 1:51	60.5	2/9/2012 3:01	60.6
27/9/2012 20:36	62.8	28/8/2012 6:26	61.2	29/8/2012 23:36	53.2	31/8/2012 0:46	53.2	1/9/2012 1:56	59.9	2/9/2012 3:06	60.2
27/9/2012 20:41	62.7	28/8/2012 6:31	61.7	29/8/2012 23:41	61.8	31/8/2012 0:51	61.8	1/9/2012 2:01	60.8	2/9/2012 3:11	60.6
27/9/2012 20:46	63.0	28/8/2012 6:36	60.9	29/8/2012 23:46	50.6	31/8/2012 0:56	52.1	1/9/2012 2:06	59.6	2/9/2012 3:16	61.1
27/9/2012 20:51	63.2	28/8/2012 6:41	61.5	29/8/2012 23:51	61.7	31/8/2012 1:01	52.0	1/9/2012 2:11	59.4	2/9/2012 3:21	60.5
27/9/2012 20:56	63.7	28/8/2012 6:46	61.7	29/8/2012 23:56	53.6	31/8/2012 1:06	61.4	1/9/2012 2:16	59.4	2/9/2012 3:26	59.9
27/9/2012 21:01	63.1	28/8/2012 6:51	61.0	30/8/2012 0:01	54.3	31/8/2012 1:11	61.7	1/9/2012 2:21	59.4	2/9/2012 3:31	60.4
27/9/2012 21:06	62.8	28/8/2012 6:56	57.3	30/8/2012 0:06	61.5	31/8/2012 1:16	61.6	1/9/2012 2:26	59.8	2/9/2012 3:36	60.0
27/9/2012 21:11	62.8	28/8/2012 23:01	62.1	30/8/2012 0:11	61.5	31/8/2012 1:21	61.5	1/9/2012 2:31	59.1	2/9/2012 3:41	60.3
27/9/2012 21:16	61.9	28/8/2012 23:06	60.0	30/8/2012 0:16	61.6	31/8/2012 1:26	61.8	1/9/2012 2:36	59.5	2/9/2012 3:46	60.0
27/9/2012 21:21	62.9	28/8/2012 23:11	60.9	30/8/2012 0:21	61.9	31/8/2012 1:31	61.1	1/9/2012 2:41	59.2	2/9/2012 3:51	60.4
27/9/2012 21:26	66.6	28/8/2012 23:16	60.1	30/8/2012 0:26	61.7	31/8/2012 1:36	60.5	1/9/2012 2:46	59.2	2/9/2012 3:56	60.6
27/9/2012 21:31	64.5	28/8/2012 23:21	61.1	30/8/2012 0:31	61.6	31/8/2012 1:41	61.1	1/9/2012 2:51	59.2	2/9/2012 4:01	59.9
27/9/2012 21:36	65.0	28/8/2012 23:26	60.9	30/8/2012 0:36	61.6	31/8/2012 1:46	61.2	1/9/2012 2:56	59.5	2/9/2012 4:06	60.0
27/9/2012 21:41	65.2	28/8/2012 23:31	58.7	30/8/2012 0:41	61.8	31/8/2012 1:51	60.5	1/9/2012 3:01	59.2	2/9/2012 4:11	59.4
27/9/2012 21:46	63.6	28/8/2012 23:36	59.6	30/8/2012 0:46	60.9	31/8/2012 1:56	60.0	1/9/2012 3:06	58.5	2/9/2012 4:16	60.0
27/9/2012 21:51	63.8	28/8/2012 23:41	60.6	30/8/2012 0:51	60.7	31/8/2012 2:01	59.7	1/9/2012 3:11	58.6	2/9/2012 4:21	59.8
27/9/2012 21:56	63.8	28/8/2012 23:46	59.0	30/8/2012 0:56	61.1	31/8/2012 2:06	61.7	1/9/2012 3:16	59.4	2/9/2012 4:26	59.5
27/9/2012 22:01	62.8	28/8/2012 23:51	59.1	30/8/2012 1:01	60.7	31/8/2012 2:11	60.8	1/9/2012 3:21	59.0	2/9/2012 4:31	59.9
27/9/2012 22:06	62.5	28/8/2012 23:56	58.9	30/8/2012 1:06	60.5	31/8/2012 2:16	59.7	1/9/2012 3:26	59.3	2/9/2012 4:36	60.3
27/9/2012 22:11	62.9	29/8/2012 0:01	53.7	30/8/2012 1:11	60.2	31/8/2012 2:21	59.5	1/9/2012 3:31	59.7	2/9/2012 4:41	59.2
27/9/2012 22:16	62.4	29/8/2012 0:06	56.5	30/8/2012 1:16	59.9	31/8/2012 2:26	59.9	1/9/2012 3:36	59.1	2/9/2012 4:46	58.2
27/9/2012 22:21	62.7	29/8/2012 0:11	50.9	30/8/2012 1:21	60.0	31/8/2012 2:31	60.7	1/9/2012 3:41	59.1	2/9/2012 4:51	53.5
27/9/2012 22:26	63.1	29/8/2012 0:16	55.7	30/8/2012 1:26	59.7	31/8/2012 2:36	60.9	1/9/2012 3:46	58.6	2/9/2012 4:56	60.3
27/9/2012 22:31	62.2	29/8/2012 0:21	55.0	30/8/2012 1:31	61.1	31/8/2012 2:41	60.1	1/9/2012 3:51	58.8	2/9/2012 5:01	60.4
27/9/2012 22:36	62.8	29/8/2012 0:26	56.8	30/8/2012 1:36	59.9	31/8/2012 2:46	59.7	1/9/2012 3:56	59.3	2/9/2012 5:06	60.5
27/9/2012 22:41	63.3	29/8/2012 0:31	53.1	30/8/2012 1:41	60.1	31/8/2012 2:51	60.6	1/9/2012 4:01	58.0	2/9/2012 5:11	59.8
27/9/2012 22:46	62.5	29/8/2012 0:36	53.8	30/8/2012 1:46	60.5	31/8/2012 2:56	60.2	1/9/2012 4:06	58.4	2/9/2012 5:16	60.2
27/9/2012 22:51	62.2	29/8/2012 0:41	61.9	30/8/2012 1:51	60.1	31/8/2012 3:01	59.4	1/9/2012 4:11	58.5	2/9/2012 5:21	59.9
27/9/2012 22:56	61.9	29/8/2012 0:46	61.6	30/8/2012 1:56	59.7	31/8/2012 3:06	58.8	1/9/2012 4:16	58.8	2/9/2012 5:26	59.6
		29/8/2012 0:51	61.7	30/8/2012 2:01	59.9	31/8/2012 3:11	59.5	1/9/2012 4:21	58.7	2/9/2012 5:31	59.9
		29/8/2012 0:56	61.4	30/8/2012 2:06	60.8	31/8/2012 3:16	58.1	1/9/2012 4:26	58.2	2/9/2012 5:36	60.0
		29/8/2012 1:01	61.9	30/8/2012 2:11	59.4	31/8/2012 3:21	58.1	1/9/2012 4:31	59.2	2/9/2012 5:41	60.6
		29/8/2012 1:06	61.6	30/8/2012 2:16	59.6	31/8/2012 3:26	58.5	1/9/2012 4:36	60.0	2/9/2012 5:46	60.7
		29/8/2012 1:11	51.0	30/8/2012 2:21	59.6	31/8/2012 3:31	59.6	1/9/2012 4:41	59.0	2/9/2012 5:51	60.3
		29/8/2012 1:16	61.5	30/8/2012 2:26	58.9	31/8/2012 3:36	59.5	1/9/2012 4:46	59.0	2/9/2012 5:56	60.5
		29/8/2012 1:21	61.4	30/8/2012 2:31	59.9	31/8/2012 3:41	59.7	1/9/2012 4:51	57.9	2/9/2012 6:01	60.0
		29/8/2012 1:26	61.3	30/8/2012 2:36	59.5	31/8/2012 3:46	58.5	1/9/2012 4:56	59.6	2/9/2012 6:06	61.3
		29/8/2012 1:31	61.6	30/8/2012 2:41	59.3	31/8/2012 3:51	58.2	1/9/2012 5:01	58.6	2/9/2012 6:11	60.7
		29/8/2012 1:36	60.9	30/8/2012 2:46	59.1	31/8/2012 3:56	57.9	1/9/2012 5:06	60.2	2/9/2012 6:16	61.7
		29/8/2012 1:41	60.4	30/8/2012 2:51	58.7	31/8/2012 4:01	58.8	1/9/2012 5:11	60.0	2/9/2012 6:21	61.5
		29/8/2012 1:46	60.1	30/8/2012 2:56	58.9	31/8/2012 4:06	58.8	1/9/2012 5:16	60.3	2/9/2012 6:26	61.7
		29/8/2012 1:51	60.7	30/8/2012 3:01	58.4	31/8/2012 4:11	58.9	1/9/2012 5:21	60.0	2/9/2012 6:31	61.8
		29/8/2012 1:56	60.3	30/8/2012 3:06	58.6	31/8/2012 4:16	58.0	1/9/2012 5:26	60.8	2/9/2012 6:36	61.5
		29/8/2012 2:01	59.7	30/8/2012 3:11	58.6	31/8/2012 4:21	58.7	1/9/2012 5:31	61.3	2/9/2012 6:41	61.8
		29/8/2012 2:06	60.3	30/8/2012 3:16	59.0	31/8/2012 4:26	58.5	1/9/2012 5:36	60.6	2/9/2012 6:46	61.5
		29/8/2012 2:11	60.4	30/8/2012 3:21	59.7	31/8/2012 4:31	58.3	1/9/2012 5:41	61.9	2/9/2012 6:51	61.7
		29/8/2012 2:16	59.9	30/8/2012 3:26	58.2	31/8/2012 4:36	58.3	1/9/2012 5:46	61.9	2/9/2012 6:56	61.8
		29/8/2012 2:21	59.9	30/8/2012 3:31	58.5	31/8/2012 4:41	58.8	1/9/2012 5:51	61.8	2/9/2012 7:01	61.7
		29/8/2012 2:26	60.5	30/8/2012 3:36	58.6	31/8/2012 4:46	58.1	1/9/2012 5:56	54.1	2/9/2012 7:06	61.8
		29/8/2012 2:31	60.1	30/8/2012 3:41	58.4	31/8/2012 4:51	58.8	1/9/2012 6:01	61.4	2/9/2012 7:11	61.7
		29/8/2012 2:36	60.2	30/8/2012 3:46	58.6	31/8/2012 4:56	58.9	1/9/2012 6:06	56.0	2/9/2012 7:16	61.5
		29/8/2012 2:41	59.6	30/8/2012 3:51	58.3	31/8/2012 5:01	58.8	1/9/2012 6:11	52.2	2/9/2012 7:21	61.7
		29/8/2012 2:46	58.8	30/8/2012 3:56	58.3	31/8/2012 5:06	58.9	1/9/2012 6:16	57.5	2/9/2012 7:26	61.8
		29/8/2012 2:51	59.3	30/8/2012 4:01	59.7	31/8/2012 5:11	58.8	1/9/2012 6:21	56.4	2/9/2012 7:31	61.5
		29/8/2012 2:56	59.8	30/8/2012 4:06	58.6	31/8/2012 5:16	59.7	1/9/2012 6:26	58.5	2/9/2012 7:36	61.8
		29/8/2012 3:01	60.0	30/8/2012 4:11	58.4	31/8/2012 5:21	58.7	1/9/2012 6:31	58.1	2/9/2012 7:41	61.7
		29/8/2012 3:06	60.2	30/8/2012 4:16	58.9	31/8/2012 5:26	59.0	1/9/2012 6:36	59.8	2/9/2012 7:46	61.8
		29/8/2012 3:11	58.6	30/8/2012 4:21	58.6	31/8/2012 5:31	58.8	1/9/2012 6:41	60.9	2/9/2012 7:51	61.3
		29/8/2012 3:16	58.9	30/8/2012 4:26	58.6	31/8/2012 5:36	59.8	1/9/2012 6:46	61.7	2/9/2012 7:56	61.7
		29/8/2012 3:21	59.1	30/8/2012 4:31	58.6	31/8/2012 5:41	60.3	1/9/2012 6:51	61.9	3/9/2012 0:01	61.8
		29/8/2012 3:26	58.5	30/8/2012 4:36	59.1	31/8/2012 5:46	60.7	1/9/2012 6:56	59.5	3/9/2012 0:06	61.3
		29/8/2012 3:31	58.8	30/8/2012 4:41	57.9	31/8/2012 5:51	59.4	1/9/2012 7:01	57.0	3/9/2012 0:11	61.4
		29/8/2012 3:36	59.7	30/8/2012 4:46							

Real-time Noise Data RTN1 (FEHD Hong Kong Transport Section Whitefield Depot)

3/9/2012 3:11	57.9	4/9/2012 4:21	58.9	5/9/2012 5:31	59.2	6/9/2012 6:41	57.1	7/9/2012 23:51	53.6	9/9/2012 1:01	60.6
3/9/2012 3:16	58.2	4/9/2012 4:26	58.0	5/9/2012 5:36	59.4	6/9/2012 6:46	57.7	7/9/2012 23:56	55.5	9/9/2012 1:06	60.8
3/9/2012 3:21	57.6	4/9/2012 4:31	58.4	5/9/2012 5:41	60.0	6/9/2012 6:51	57.7	8/9/2012 0:01	54.5	9/9/2012 1:11	60.3
3/9/2012 3:26	57.6	4/9/2012 4:36	58.4	5/9/2012 5:46	60.0	6/9/2012 6:56	58.1	8/9/2012 0:06	55.9	9/9/2012 1:16	60.2
3/9/2012 3:31	57.7	4/9/2012 4:41	58.4	5/9/2012 5:51	60.6	6/9/2012 23:01	61.5	8/9/2012 0:11	56.0	9/9/2012 1:21	61.1
3/9/2012 3:36	58.4	4/9/2012 4:46	59.0	5/9/2012 5:56	60.6	6/9/2012 23:06	61.7	8/9/2012 0:16	54.8	9/9/2012 1:26	61.7
3/9/2012 3:41	58.8	4/9/2012 4:51	59.0	5/9/2012 6:01	60.7	6/9/2012 23:11	61.7	8/9/2012 0:21	61.8	9/9/2012 1:31	61.2
3/9/2012 3:46	57.9	4/9/2012 4:56	58.4	5/9/2012 6:06	61.6	6/9/2012 23:16	61.8	8/9/2012 0:26	61.9	9/9/2012 1:36	60.0
3/9/2012 3:51	58.4	4/9/2012 5:01	59.3	5/9/2012 6:11	61.8	6/9/2012 23:21	61.6	8/9/2012 0:31	61.8	9/9/2012 1:41	60.5
3/9/2012 3:56	58.1	4/9/2012 5:06	58.9	5/9/2012 6:16	61.7	6/9/2012 23:26	61.8	8/9/2012 0:36	61.6	9/9/2012 1:46	59.8
3/9/2012 4:01	58.1	4/9/2012 5:11	59.1	5/9/2012 6:21	56.9	6/9/2012 23:31	61.7	8/9/2012 0:41	61.2	9/9/2012 1:51	60.7
3/9/2012 4:06	58.9	4/9/2012 5:16	58.9	5/9/2012 6:26	55.7	6/9/2012 23:36	61.9	8/9/2012 0:46	61.8	9/9/2012 1:56	60.6
3/9/2012 4:11	58.2	4/9/2012 5:21	59.1	5/9/2012 6:31	56.7	6/9/2012 23:41	61.8	8/9/2012 0:51	61.6	9/9/2012 2:01	60.4
3/9/2012 4:16	58.8	4/9/2012 5:26	60.2	5/9/2012 6:36	56.0	6/9/2012 23:46	61.7	8/9/2012 0:56	61.6	9/9/2012 2:06	60.5
3/9/2012 4:21	59.1	4/9/2012 5:31	59.4	5/9/2012 6:41	58.9	6/9/2012 23:51	61.3	8/9/2012 1:01	61.0	9/9/2012 2:11	60.3
3/9/2012 4:26	57.8	4/9/2012 5:36	60.2	5/9/2012 6:46	59.9	6/9/2012 23:56	61.9	8/9/2012 1:06	61.0	9/9/2012 2:16	61.1
3/9/2012 4:31	58.1	4/9/2012 5:41	60.3	5/9/2012 6:51	60.6	7/9/2012 0:01	61.5	8/9/2012 1:11	61.1	9/9/2012 2:21	60.7
3/9/2012 4:36	58.2	4/9/2012 5:46	60.3	5/9/2012 6:56	61.8	7/9/2012 0:06	61.3	8/9/2012 1:16	61.0	9/9/2012 2:26	60.3
3/9/2012 4:41	58.4	4/9/2012 5:51	60.3	5/9/2012 23:01	61.8	7/9/2012 0:11	61.1	8/9/2012 1:21	61.0	9/9/2012 2:31	60.7
3/9/2012 4:46	58.7	4/9/2012 5:56	60.6	5/9/2012 23:06	61.7	7/9/2012 0:16	61.1	8/9/2012 1:26	61.5	9/9/2012 2:36	60.4
3/9/2012 4:51	57.6	4/9/2012 6:01	60.4	5/9/2012 23:11	61.5	7/9/2012 0:21	61.3	8/9/2012 1:31	60.7	9/9/2012 2:41	60.2
3/9/2012 4:56	58.4	4/9/2012 6:06	61.4	5/9/2012 23:16	61.8	7/9/2012 0:26	60.6	8/9/2012 1:36	61.0	9/9/2012 2:46	60.2
3/9/2012 5:01	59.5	4/9/2012 6:11	61.4	5/9/2012 23:21	61.7	7/9/2012 0:31	61.0	8/9/2012 1:41	61.3	9/9/2012 2:51	59.9
3/9/2012 5:06	59.1	4/9/2012 6:16	61.5	5/9/2012 23:26	61.8	7/9/2012 0:36	60.5	8/9/2012 1:46	60.3	9/9/2012 2:56	61.1
3/9/2012 5:11	58.6	4/9/2012 6:21	61.8	5/9/2012 23:31	61.9	7/9/2012 0:41	59.8	8/9/2012 1:51	60.8	9/9/2012 3:01	59.4
3/9/2012 5:16	59.9	4/9/2012 6:26	61.7	5/9/2012 23:36	61.8	7/9/2012 0:46	60.9	8/9/2012 1:56	60.9	9/9/2012 3:06	59.9
3/9/2012 5:21	59.0	4/9/2012 6:31	61.5	5/9/2012 23:41	61.7	7/9/2012 0:51	60.4	8/9/2012 2:01	60.6	9/9/2012 3:11	61.2
3/9/2012 5:26	59.6	4/9/2012 6:36	59.1	5/9/2012 23:46	61.3	7/9/2012 0:56	59.8	8/9/2012 2:06	60.1	9/9/2012 3:16	59.5
3/9/2012 5:31	59.8	4/9/2012 6:41	59.7	5/9/2012 23:51	61.9	7/9/2012 1:01	59.6	8/9/2012 2:11	60.7	9/9/2012 3:21	59.3
3/9/2012 5:36	59.6	4/9/2012 6:46	59.7	5/9/2012 23:56	61.5	7/9/2012 1:06	59.9	8/9/2012 2:16	61.1	9/9/2012 3:26	59.8
3/9/2012 5:41	59.9	4/9/2012 6:51	60.2	6/9/2012 0:01	61.3	7/9/2012 1:11	60.5	8/9/2012 2:21	61.3	9/9/2012 3:31	59.9
3/9/2012 5:46	60.8	4/9/2012 6:56	60.9	6/9/2012 0:06	61.1	7/9/2012 1:16	60.3	8/9/2012 2:26	61.2	9/9/2012 3:36	59.6
3/9/2012 5:51	60.2	4/9/2012 23:01	59.5	6/9/2012 0:11	61.1	7/9/2012 1:21	59.5	8/9/2012 2:31	61.2	9/9/2012 3:41	59.7
3/9/2012 5:56	60.4	4/9/2012 23:06	59.0	6/9/2012 0:16	61.3	7/9/2012 1:26	60.0	8/9/2012 2:36	61.0	9/9/2012 3:46	59.6
3/9/2012 6:01	60.5	4/9/2012 23:11	59.7	6/9/2012 0:21	60.6	7/9/2012 1:31	59.5	8/9/2012 2:41	61.5	9/9/2012 3:51	59.4
3/9/2012 6:06	61.3	4/9/2012 23:16	60.1	6/9/2012 0:26	61.0	7/9/2012 1:36	59.2	8/9/2012 2:46	61.5	9/9/2012 3:56	59.5
3/9/2012 6:11	61.3	4/9/2012 23:21	61.0	6/9/2012 0:31	60.5	7/9/2012 1:41	59.4	8/9/2012 2:51	61.3	9/9/2012 4:01	58.9
3/9/2012 6:16	61.7	4/9/2012 23:26	56.9	6/9/2012 0:36	59.8	7/9/2012 1:46	59.4	8/9/2012 2:56	60.9	9/9/2012 4:06	59.2
3/9/2012 6:21	55.1	4/9/2012 23:31	57.4	6/9/2012 0:41	60.9	7/9/2012 1:51	59.6	8/9/2012 3:01	61.7	9/9/2012 4:11	58.8
3/9/2012 6:26	55.0	4/9/2012 23:36	57.2	6/9/2012 0:46	60.4	7/9/2012 1:56	59.4	8/9/2012 3:06	61.5	9/9/2012 4:16	59.4
3/9/2012 6:31	57.6	4/9/2012 23:41	61.7	6/9/2012 0:51	59.8	7/9/2012 2:01	59.2	8/9/2012 3:11	60.9	9/9/2012 4:21	59.0
3/9/2012 6:36	56.5	4/9/2012 23:46	61.6	6/9/2012 0:56	59.6	7/9/2012 2:06	58.7	8/9/2012 3:16	61.7	9/9/2012 4:26	59.9
3/9/2012 6:41	60.4	4/9/2012 23:51	61.8	6/9/2012 1:01	59.9	7/9/2012 2:11	59.2	8/9/2012 3:21	60.9	9/9/2012 4:31	58.8
3/9/2012 6:46	58.9	4/9/2012 23:56	61.7	6/9/2012 1:06	60.5	7/9/2012 2:16	58.9	8/9/2012 3:26	61.3	9/9/2012 4:36	59.0
3/9/2012 6:51	59.5	5/9/2012 0:01	61.6	6/9/2012 1:11	60.3	7/9/2012 2:21	59.5	8/9/2012 3:31	60.8	9/9/2012 4:41	59.0
3/9/2012 6:56	59.7	5/9/2012 0:06	61.6	6/9/2012 1:16	59.5	7/9/2012 2:26	58.6	8/9/2012 3:36	61.2	9/9/2012 4:46	58.8
3/9/2012 23:01	61.8	5/9/2012 0:11	61.7	6/9/2012 1:21	60.0	7/9/2012 2:31	59.2	8/9/2012 3:41	60.6	9/9/2012 4:51	58.9
3/9/2012 23:06	61.7	5/9/2012 0:16	61.8	6/9/2012 1:26	59.5	7/9/2012 2:36	58.7	8/9/2012 3:46	60.4	9/9/2012 4:56	59.2
3/9/2012 23:11	61.7	5/9/2012 0:21	61.5	6/9/2012 1:31	59.2	7/9/2012 2:41	58.4	8/9/2012 3:51	61.2	9/9/2012 5:01	58.2
3/9/2012 23:16	61.6	5/9/2012 0:26	61.7	6/9/2012 1:36	59.4	7/9/2012 2:46	58.6	8/9/2012 3:56	60.3	9/9/2012 5:06	60.9
3/9/2012 23:21	61.8	5/9/2012 0:31	61.8	6/9/2012 1:41	59.4	7/9/2012 2:51	58.3	8/9/2012 4:01	60.7	9/9/2012 5:11	60.8
3/9/2012 23:26	61.5	5/9/2012 0:36	61.6	6/9/2012 1:46	59.6	7/9/2012 2:56	58.5	8/9/2012 4:06	61.4	9/9/2012 5:16	59.2
3/9/2012 23:31	61.2	5/9/2012 0:41	61.6	6/9/2012 1:51	59.4	7/9/2012 3:01	57.7	8/9/2012 4:11	61.4	9/9/2012 5:21	59.2
3/9/2012 23:36	61.7	5/9/2012 0:46	61.2	6/9/2012 1:56	59.2	7/9/2012 3:06	57.9	8/9/2012 4:16	60.4	9/9/2012 5:26	59.8
3/9/2012 23:41	61.8	5/9/2012 0:51	61.1	6/9/2012 2:01	58.7	7/9/2012 3:11	58.4	8/9/2012 4:21	59.9	9/9/2012 5:31	60.8
3/9/2012 23:46	61.8	5/9/2012 0:56	61.0	6/9/2012 2:06	59.2	7/9/2012 3:16	58.2	8/9/2012 4:26	60.4	9/9/2012 5:36	60.4
3/9/2012 23:51	61.8	5/9/2012 1:01	60.7	6/9/2012 2:11	58.9	7/9/2012 3:21	57.9	8/9/2012 4:31	60.6	9/9/2012 5:41	59.7
3/9/2012 23:56	61.1	5/9/2012 1:06	61.3	6/9/2012 2:16	59.5	7/9/2012 3:26	58.8	8/9/2012 4:36	60.4	9/9/2012 5:46	60.2
4/9/2012 0:01	61.8	5/9/2012 1:11	60.5	6/9/2012 2:21	58.6	7/9/2012 3:31	58.4	8/9/2012 4:41	60.5	9/9/2012 5:51	60.7
4/9/2012 0:06	61.5	5/9/2012 1:16	60.2	6/9/2012 2:26	59.2	7/9/2012 3:36	57.9	8/9/2012 4:46	59.9	9/9/2012 5:56	59.4
4/9/2012 0:11	61.4	5/9/2012 1:21	60.3	6/9/2012 2:31	58.7	7/9/2012 3:41	57.6	8/9/2012 4:51	60.5	9/9/2012 6:01	59.7
4/9/2012 0:16	61.2	5/9/2012 1:26	60.6	6/9/2012 2:36	58.4	7/9/2012 3:46	60.7	8/9/2012 4:56	60.0	9/9/2012 6:06	60.3
4/9/2012 0:21	61.1	5/9/2012 1:31	60.5	6/9/2012 2:41	58.6	7/9/2012 3:51	57.3	8/9/2012 5:01	60.9	9/9/2012 6:11	60.7
4/9/2012 0:26	61.5	5/9/2012 1:36	59.8	6/9/2012 2:46	58.3	7/9/2012 3:56	57.9	8/9/2012 5:06	60.2	9/9/2012 6:16	61.0
4/9/2012 0:31	61.2	5/9/2012 1:41	60.2	6/9/2012 2:51	58.5	7/9/2012 4:01	57.7	8/9/2012 5:11	59.6	9/9/2012 6:21	61.2
4/9/2012 0:36	61.2	5/9/2012 1:46	59.5	6/9/2012 2:56	57.9	7/9/2012 4:06	57.4	8/9/2012 5:16	60.5	9/9/2012 6:26	60.8
4/9/2012 0:41	60.9	5/9/2012 1:51	60.3	6/9/2012 3:01	57.7	7/9/2012 4:11	57.5	8/9/2012 5:21	61.7	9/9/2012 6:31	61.5
4/9/2012 0:46	60.5	5/9/2012 1:56	59.7	6/9/2012 3:06	58.4	7/9/2012 4:16	57.5	8/9/2012 5:26	61.3	9/9/2012 6:36	61.3
4/9/2012 0:51	60.4	5/9/2012 2:01	59.6	6/9/2012 3:11	58.2	7/9/2012 4:21	57.9	8/9/2012 5:31	60.8	9/9/2012 6:41	61.1
4/9/2012 0:56	60.9	5/9/2012 2:06	59.9	6/9/2012 3:16	57.9	7/9/2012 4:26	58.3	8/9/2012 5:36	61.5	9/9/2012 6:46	61.4
4/9/2012 1:01	60.1	5/9/2012 2:11	59.6	6/9/2012 3:21	58.8	7/9/2012 4:31	57.6	8/9/2012 5:41	61.4	9/9/2012 6:51	59.2
4/9/2012 1:06	60.1	5/9/2012 2:16	59.2	6/9/2012 3:26	58.4	7/9/2012 4:36	57.3	8/9/2012 5:46	61.7	9/9/2012 6:56	60.9
4/9/2012 1:11	60.3	5/9/2012 2:21	59.1	6/9/2012 3:31	57.9	7/9/2012 4:41	57.3	8/9/2012 5:51	60.8	9/9/2012 23:01	61.7
4/9/2012 1:16	60.9	5/9/2012 2:26	59								

Real-time Noise Data RTN1 (FEHD Hong Kong Transport Section Whitefield Depot)

10/9/2012 2:11	58.3	11/9/2012 3:21	57.0	12/9/2012 4:31	57.4	13/9/2012 5:41	59.6	14/9/2012 6:51	59.4	16/9/2012 0:01	61.7
10/9/2012 2:16	57.9	11/9/2012 3:26	57.6	12/9/2012 4:36	57.2	13/9/2012 5:46	59.6	14/9/2012 6:56	59.4	16/9/2012 0:06	61.4
10/9/2012 2:21	58.0	11/9/2012 3:31	57.6	12/9/2012 4:41	57.6	13/9/2012 5:51	59.8	14/9/2012 23:01	56.8	16/9/2012 0:11	61.5
10/9/2012 2:26	59.9	11/9/2012 3:36	58.0	12/9/2012 4:46	57.5	13/9/2012 5:56	59.0	14/9/2012 23:06	58.4	16/9/2012 0:16	61.6
10/9/2012 2:31	57.6	11/9/2012 3:41	57.7	12/9/2012 4:51	57.7	13/9/2012 6:01	59.8	14/9/2012 23:11	61.7	16/9/2012 0:21	57.0
10/9/2012 2:36	58.0	11/9/2012 3:46	57.3	12/9/2012 4:56	57.9	13/9/2012 6:06	60.9	14/9/2012 23:16	55.5	16/9/2012 0:26	61.5
10/9/2012 2:41	59.3	11/9/2012 3:51	57.3	12/9/2012 5:01	58.2	13/9/2012 6:11	61.3	14/9/2012 23:21	57.2	16/9/2012 0:31	61.7
10/9/2012 2:46	58.2	11/9/2012 3:56	58.1	12/9/2012 5:06	58.4	13/9/2012 6:16	60.7	14/9/2012 23:26	58.4	16/9/2012 0:36	60.6
10/9/2012 2:51	58.5	11/9/2012 4:01	57.4	12/9/2012 5:11	59.0	13/9/2012 6:21	61.1	14/9/2012 23:31	59.3	16/9/2012 0:41	60.9
10/9/2012 2:56	57.8	11/9/2012 4:06	57.4	12/9/2012 5:16	58.0	13/9/2012 6:26	61.8	14/9/2012 23:36	58.4	16/9/2012 0:46	60.9
10/9/2012 3:01	57.5	11/9/2012 4:11	57.9	12/9/2012 5:21	59.0	13/9/2012 6:31	61.7	14/9/2012 23:41	59.3	16/9/2012 0:51	60.3
10/9/2012 3:06	57.7	11/9/2012 4:16	57.6	12/9/2012 5:26	58.0	13/9/2012 6:36	61.5	14/9/2012 23:46	58.4	16/9/2012 0:56	60.9
10/9/2012 3:11	57.5	11/9/2012 4:21	57.9	12/9/2012 5:31	59.0	13/9/2012 6:41	56.4	14/9/2012 23:51	55.7	16/9/2012 1:01	60.0
10/9/2012 3:16	58.1	11/9/2012 4:26	58.1	12/9/2012 5:36	59.1	13/9/2012 6:46	61.8	14/9/2012 23:56	58.4	16/9/2012 1:06	60.5
10/9/2012 3:21	57.7	11/9/2012 4:31	58.2	12/9/2012 5:41	59.3	13/9/2012 6:51	57.8	15/9/2012 0:01	57.7	16/9/2012 1:11	60.7
10/9/2012 3:26	57.4	11/9/2012 4:36	57.9	12/9/2012 5:46	60.0	13/9/2012 6:56	58.5	15/9/2012 0:06	58.4	16/9/2012 1:16	60.1
10/9/2012 3:31	57.4	11/9/2012 4:41	57.8	12/9/2012 5:51	58.8	13/9/2012 23:01	57.5	15/9/2012 0:11	57.4	16/9/2012 1:21	60.9
10/9/2012 3:36	57.7	11/9/2012 4:46	57.6	12/9/2012 5:56	59.4	13/9/2012 23:06	57.7	15/9/2012 0:16	55.2	16/9/2012 1:26	60.1
10/9/2012 3:41	58.4	11/9/2012 4:51	58.1	12/9/2012 6:01	60.1	13/9/2012 23:11	57.1	15/9/2012 0:21	55.0	16/9/2012 1:31	60.5
10/9/2012 3:46	57.4	11/9/2012 4:56	58.2	12/9/2012 6:06	60.6	13/9/2012 23:16	55.0	15/9/2012 0:26	55.1	16/9/2012 1:36	60.2
10/9/2012 3:51	57.3	11/9/2012 5:01	58.1	12/9/2012 6:11	60.9	13/9/2012 23:21	57.7	15/9/2012 0:31	61.8	16/9/2012 1:41	60.3
10/9/2012 3:56	57.5	11/9/2012 5:06	57.2	12/9/2012 6:16	61.2	13/9/2012 23:26	55.9	15/9/2012 0:36	55.4	16/9/2012 1:46	60.1
10/9/2012 4:01	57.8	11/9/2012 5:11	58.4	12/9/2012 6:21	61.3	13/9/2012 23:31	38.5	15/9/2012 0:41	61.7	16/9/2012 1:51	59.6
10/9/2012 4:06	58.1	11/9/2012 5:16	58.0	12/9/2012 6:26	61.2	13/9/2012 23:36	56.4	15/9/2012 0:46	61.5	16/9/2012 1:56	60.1
10/9/2012 4:11	57.8	11/9/2012 5:21	58.7	12/9/2012 6:31	61.9	13/9/2012 23:41	53.9	15/9/2012 0:51	61.3	16/9/2012 2:01	60.2
10/9/2012 4:16	58.1	11/9/2012 5:26	58.9	12/9/2012 6:36	61.8	13/9/2012 23:46	54.2	15/9/2012 0:56	61.8	16/9/2012 2:06	59.5
10/9/2012 4:21	57.9	11/9/2012 5:31	58.9	12/9/2012 6:41	61.7	13/9/2012 23:51	54.8	15/9/2012 1:01	61.8	16/9/2012 2:11	59.5
10/9/2012 4:26	58.3	11/9/2012 5:36	59.5	12/9/2012 6:46	61.8	13/9/2012 23:56	55.0	15/9/2012 1:06	61.7	16/9/2012 2:16	59.7
10/9/2012 4:31	57.6	11/9/2012 5:41	59.5	12/9/2012 6:51	61.8	14/9/2012 0:01	54.8	15/9/2012 1:11	61.7	16/9/2012 2:21	59.2
10/9/2012 4:36	57.1	11/9/2012 5:46	59.6	12/9/2012 6:56	61.8	14/9/2012 0:06	61.5	15/9/2012 1:16	61.9	16/9/2012 2:26	59.8
10/9/2012 4:41	58.3	11/9/2012 5:51	59.9	12/9/2012 23:01	61.8	14/9/2012 0:11	61.4	15/9/2012 1:21	61.2	16/9/2012 2:31	60.9
10/9/2012 4:46	58.6	11/9/2012 5:56	59.5	12/9/2012 23:06	61.5	14/9/2012 0:16	61.7	15/9/2012 1:26	61.3	16/9/2012 2:36	60.3
10/9/2012 4:51	57.5	11/9/2012 6:01	60.1	12/9/2012 23:11	61.5	14/9/2012 0:21	61.8	15/9/2012 1:31	61.3	16/9/2012 2:41	59.2
10/9/2012 4:56	57.5	11/9/2012 6:06	60.4	12/9/2012 23:16	61.8	14/9/2012 0:26	61.7	15/9/2012 1:36	61.3	16/9/2012 2:46	58.7
10/9/2012 5:01	57.9	11/9/2012 6:11	61.0	12/9/2012 23:21	61.7	14/9/2012 0:31	61.5	15/9/2012 1:41	60.9	16/9/2012 2:51	59.6
10/9/2012 5:06	58.4	11/9/2012 6:16	61.2	12/9/2012 23:26	61.6	14/9/2012 0:36	61.8	15/9/2012 1:46	61.0	16/9/2012 2:56	59.3
10/9/2012 5:11	59.0	11/9/2012 6:21	61.9	12/9/2012 23:31	61.7	14/9/2012 0:41	61.6	15/9/2012 1:51	60.5	16/9/2012 3:01	58.3
10/9/2012 5:16	58.3	11/9/2012 6:26	61.7	12/9/2012 23:36	61.8	14/9/2012 0:46	61.1	15/9/2012 1:56	60.5	16/9/2012 3:06	59.0
10/9/2012 5:21	58.6	11/9/2012 6:31	61.8	12/9/2012 23:41	61.3	14/9/2012 0:51	61.5	15/9/2012 2:01	61.0	16/9/2012 3:11	58.7
10/9/2012 5:26	58.2	11/9/2012 6:36	61.8	12/9/2012 23:46	61.0	14/9/2012 0:56	60.8	15/9/2012 2:06	61.1	16/9/2012 3:16	58.7
10/9/2012 5:31	58.8	11/9/2012 6:41	61.5	12/9/2012 23:51	61.7	14/9/2012 1:01	60.5	15/9/2012 2:11	61.0	16/9/2012 3:21	59.6
10/9/2012 5:36	59.3	11/9/2012 6:46	61.6	12/9/2012 23:56	60.9	14/9/2012 1:06	61.5	15/9/2012 2:16	60.5	16/9/2012 3:26	58.9
10/9/2012 5:41	59.6	11/9/2012 6:51	61.7	13/9/2012 0:01	61.0	14/9/2012 1:11	61.1	15/9/2012 2:21	60.8	16/9/2012 3:31	58.4
10/9/2012 5:46	59.6	11/9/2012 6:56	61.8	13/9/2012 0:06	60.7	14/9/2012 1:16	60.6	15/9/2012 2:26	60.0	16/9/2012 3:36	58.9
10/9/2012 5:51	60.0	11/9/2012 23:01	61.5	13/9/2012 0:11	61.8	14/9/2012 1:21	61.8	15/9/2012 2:31	60.4	16/9/2012 3:41	59.1
10/9/2012 5:56	59.1	11/9/2012 23:06	61.6	13/9/2012 0:16	61.0	14/9/2012 1:26	60.7	15/9/2012 2:36	60.7	16/9/2012 3:46	59.3
10/9/2012 6:01	60.2	11/9/2012 23:11	61.4	13/9/2012 0:21	60.9	14/9/2012 1:31	61.1	15/9/2012 2:41	59.8	16/9/2012 3:51	58.9
10/9/2012 6:06	60.0	11/9/2012 23:16	61.6	13/9/2012 0:26	61.3	14/9/2012 1:36	61.0	15/9/2012 2:46	60.3	16/9/2012 3:56	58.4
10/9/2012 6:11	60.6	11/9/2012 23:21	61.3	13/9/2012 0:31	60.7	14/9/2012 1:41	60.6	15/9/2012 2:51	60.5	16/9/2012 4:01	58.0
10/9/2012 6:16	61.0	11/9/2012 23:26	61.6	13/9/2012 0:36	60.3	14/9/2012 1:46	60.2	15/9/2012 2:56	59.8	16/9/2012 4:06	58.0
10/9/2012 6:21	61.0	11/9/2012 23:31	61.5	13/9/2012 0:41	60.0	14/9/2012 1:51	60.1	15/9/2012 3:01	60.3	16/9/2012 4:11	58.8
10/9/2012 6:26	61.9	11/9/2012 23:36	61.1	13/9/2012 0:46	60.3	14/9/2012 1:56	60.2	15/9/2012 3:06	59.6	16/9/2012 4:16	61.6
10/9/2012 6:31	61.3	11/9/2012 23:41	61.2	13/9/2012 0:51	60.0	14/9/2012 2:01	60.8	15/9/2012 3:11	59.6	16/9/2012 4:21	58.8
10/9/2012 6:36	61.7	11/9/2012 23:46	61.0	13/9/2012 0:56	59.4	14/9/2012 2:06	59.2	15/9/2012 3:16	59.9	16/9/2012 4:26	61.9
10/9/2012 6:41	61.8	11/9/2012 23:51	61.7	13/9/2012 1:01	60.4	14/9/2012 2:11	59.9	15/9/2012 3:21	59.8	16/9/2012 4:31	56.9
10/9/2012 6:46	61.7	11/9/2012 23:56	60.8	13/9/2012 1:06	59.8	14/9/2012 2:16	59.3	15/9/2012 3:26	60.0	16/9/2012 4:36	58.4
10/9/2012 6:51	58.0	12/9/2012 0:01	61.3	13/9/2012 1:11	59.5	14/9/2012 2:21	59.2	15/9/2012 3:31	60.7	16/9/2012 4:41	58.8
10/9/2012 6:56	58.4	12/9/2012 0:06	61.2	13/9/2012 1:16	59.2	14/9/2012 2:26	59.7	15/9/2012 3:36	57.2	16/9/2012 4:46	58.1
10/9/2012 23:01	61.8	12/9/2012 0:11	60.6	13/9/2012 1:21	59.3	14/9/2012 2:31	59.1	15/9/2012 3:41	60.2	16/9/2012 4:51	58.4
10/9/2012 23:06	61.8	12/9/2012 0:16	60.6	13/9/2012 1:26	59.5	14/9/2012 2:36	59.3	15/9/2012 3:46	61.0	16/9/2012 4:56	59.9
10/9/2012 23:11	61.8	12/9/2012 0:21	61.6	13/9/2012 1:31	58.9	14/9/2012 2:41	59.1	15/9/2012 3:51	60.9	16/9/2012 5:01	58.1
10/9/2012 23:16	61.7	12/9/2012 0:26	60.7	13/9/2012 1:36	59.1	14/9/2012 2:46	59.5	15/9/2012 3:56	61.6	16/9/2012 5:06	58.7
10/9/2012 23:21	61.7	12/9/2012 0:31	60.2	13/9/2012 1:41	59.0	14/9/2012 2:51	59.4	15/9/2012 4:01	61.2	16/9/2012 5:11	58.9
10/9/2012 23:26	61.8	12/9/2012 0:36	60.9	13/9/2012 1:46	59.2	14/9/2012 2:56	59.7	15/9/2012 4:06	61.5	16/9/2012 5:16	58.9
10/9/2012 23:31	61.4	12/9/2012 0:41	60.6	13/9/2012 1:51	61.0	14/9/2012 3:01	60.3	15/9/2012 4:11	61.8	16/9/2012 5:21	58.8
10/9/2012 23:36	61.5	12/9/2012 0:46	60.3	13/9/2012 1:56	58.4	14/9/2012 3:06	59.0	15/9/2012 4:16	61.1	16/9/2012 5:26	58.5
10/9/2012 23:41	61.1	12/9/2012 0:51	59.6	13/9/2012 2:01	58.6	14/9/2012 3:11	59.0	15/9/2012 4:21	59.2	16/9/2012 5:31	58.7
10/9/2012 23:46	61.3	12/9/2012 0:56	59.8	13/9/2012 2:06	59.4	14/9/2012 3:16	58.9	15/9/2012 4:26	59.1	16/9/2012 5:36	58.3
10/9/2012 23:51	61.5	12/9/2012 1:01	59.4	13/9/2012 2:11	58.4	14/9/2012 3:21	59.3	15/9/2012 4:31	59.1	16/9/2012 5:41	59.3
10/9/2012 23:56	60.9	12/9/2012 1:06	60.5	13/9/2012 2:16	59.1	14/9/2012 3:26	59.1	15/9/2012 4:36	59.3	16/9/2012 5:46	59.1
11/9/2012 0:01	61.1	12/9/2012 1:11	59.0	13/9/2012 2:21	58.7	14/9/2012 3:31	59.1	15/9/20			

Real-time Noise Data RTN1 (FEHD Hong Kong Transport Section Whitefield Depot)

17/9/2012 1:11	58.7	18/9/2012 2:21	57.7	19/9/2012 3:31	57.4	20/9/2012 4:41	57.5	21/9/2012 5:51	59.2	22/9/2012 23:01	61.8
17/9/2012 1:16	59.4	18/9/2012 2:26	58.2	19/9/2012 3:36	56.9	20/9/2012 4:46	57.5	21/9/2012 5:56	59.3	22/9/2012 23:06	61.4
17/9/2012 1:21	59.4	18/9/2012 2:31	59.3	19/9/2012 3:41	57.9	20/9/2012 4:51	57.5	21/9/2012 6:01	58.8	22/9/2012 23:11	61.3
17/9/2012 1:26	60.8	18/9/2012 2:36	61.5	19/9/2012 3:46	57.2	20/9/2012 4:56	57.7	21/9/2012 6:06	57.7	22/9/2012 23:16	61.7
17/9/2012 1:31	59.2	18/9/2012 2:41	61.6	19/9/2012 3:51	57.8	20/9/2012 5:01	57.4	21/9/2012 6:11	59.8	22/9/2012 23:21	61.6
17/9/2012 1:36	58.8	18/9/2012 2:46	59.6	19/9/2012 3:56	57.5	20/9/2012 5:06	57.8	21/9/2012 6:16	58.9	22/9/2012 23:26	61.7
17/9/2012 1:41	59.6	18/9/2012 2:51	58.0	19/9/2012 4:01	57.4	20/9/2012 5:11	59.2	21/9/2012 6:21	60.1	22/9/2012 23:31	61.5
17/9/2012 1:46	58.9	18/9/2012 2:56	60.7	19/9/2012 4:06	58.0	20/9/2012 5:16	58.3	21/9/2012 6:26	60.5	22/9/2012 23:36	61.8
17/9/2012 1:51	58.5	18/9/2012 3:01	57.4	19/9/2012 4:11	57.2	20/9/2012 5:21	57.1	21/9/2012 6:31	59.8	22/9/2012 23:41	61.5
17/9/2012 1:56	58.3	18/9/2012 3:06	57.8	19/9/2012 4:16	57.4	20/9/2012 5:26	58.2	21/9/2012 6:36	60.3	22/9/2012 23:46	61.6
17/9/2012 2:01	58.8	18/9/2012 3:11	57.3	19/9/2012 4:21	57.5	20/9/2012 5:31	58.1	21/9/2012 6:41	61.3	22/9/2012 23:51	61.4
17/9/2012 2:06	58.2	18/9/2012 3:16	57.0	19/9/2012 4:26	57.3	20/9/2012 5:36	58.0	21/9/2012 6:46	61.9	22/9/2012 23:56	61.5
17/9/2012 2:11	58.2	18/9/2012 3:21	57.4	19/9/2012 4:31	57.5	20/9/2012 5:41	58.6	21/9/2012 6:51	61.3	23/9/2012 0:01	61.7
17/9/2012 2:16	58.3	18/9/2012 3:26	58.1	19/9/2012 4:36	57.3	20/9/2012 5:46	59.0	21/9/2012 6:56	61.3	23/9/2012 0:06	61.8
17/9/2012 2:21	57.9	18/9/2012 3:31	57.7	19/9/2012 4:41	57.7	20/9/2012 5:51	59.2	21/9/2012 23:01	60.8	23/9/2012 0:11	61.8
17/9/2012 2:26	57.9	18/9/2012 3:36	57.9	19/9/2012 4:46	57.7	20/9/2012 5:56	59.1	21/9/2012 23:06	61.4	23/9/2012 0:16	61.8
17/9/2012 2:31	58.0	18/9/2012 3:41	57.9	19/9/2012 4:51	57.4	20/9/2012 6:01	60.7	21/9/2012 23:11	61.0	23/9/2012 0:21	61.4
17/9/2012 2:36	57.7	18/9/2012 3:46	57.0	19/9/2012 4:56	57.7	20/9/2012 6:06	59.8	21/9/2012 23:16	60.6	23/9/2012 0:26	61.2
17/9/2012 2:41	58.4	18/9/2012 3:51	57.8	19/9/2012 5:01	57.5	20/9/2012 6:11	59.8	21/9/2012 23:21	61.6	23/9/2012 0:31	61.5
17/9/2012 2:46	57.6	18/9/2012 3:56	57.2	19/9/2012 5:06	57.5	20/9/2012 6:16	60.6	21/9/2012 23:26	61.6	23/9/2012 0:36	60.7
17/9/2012 2:51	56.8	18/9/2012 4:01	58.3	19/9/2012 5:11	57.3	20/9/2012 6:21	61.2	21/9/2012 23:31	61.6	23/9/2012 0:41	60.5
17/9/2012 2:56	60.3	18/9/2012 4:06	57.3	19/9/2012 5:16	58.4	20/9/2012 6:26	61.2	21/9/2012 23:36	61.4	23/9/2012 0:46	60.9
17/9/2012 3:01	57.5	18/9/2012 4:11	58.0	19/9/2012 5:21	58.2	20/9/2012 6:31	61.5	21/9/2012 23:41	61.1	23/9/2012 0:51	61.2
17/9/2012 3:06	57.4	18/9/2012 4:16	57.7	19/9/2012 5:26	58.2	20/9/2012 6:36	61.7	21/9/2012 23:46	61.7	23/9/2012 0:56	61.1
17/9/2012 3:11	57.3	18/9/2012 4:21	57.9	19/9/2012 5:31	58.3	20/9/2012 6:41	61.7	21/9/2012 23:51	61.6	23/9/2012 1:01	59.5
17/9/2012 3:16	57.6	18/9/2012 4:26	58.2	19/9/2012 5:36	57.9	20/9/2012 6:46	61.5	21/9/2012 23:56	61.7	23/9/2012 1:06	59.9
17/9/2012 3:21	57.6	18/9/2012 4:31	57.6	19/9/2012 5:41	59.0	20/9/2012 6:51	61.8	22/9/2012 0:01	61.8	23/9/2012 1:11	60.6
17/9/2012 3:26	56.8	18/9/2012 4:36	57.0	19/9/2012 5:46	58.5	20/9/2012 6:56	61.6	22/9/2012 0:06	61.4	23/9/2012 1:16	60.8
17/9/2012 3:31	57.5	18/9/2012 4:41	58.7	19/9/2012 5:51	59.6	20/9/2012 23:01	58.0	22/9/2012 0:11	61.7	23/9/2012 1:21	60.2
17/9/2012 3:36	57.7	18/9/2012 4:46	57.0	19/9/2012 5:56	59.1	20/9/2012 23:06	58.1	22/9/2012 0:16	61.5	23/9/2012 1:26	60.3
17/9/2012 3:41	59.2	18/9/2012 4:51	57.5	19/9/2012 6:01	58.9	20/9/2012 23:11	61.8	22/9/2012 0:21	61.7	23/9/2012 1:31	59.9
17/9/2012 3:46	57.3	18/9/2012 4:56	58.7	19/9/2012 6:06	59.6	20/9/2012 23:16	61.8	22/9/2012 0:26	61.8	23/9/2012 1:36	59.7
17/9/2012 3:51	57.6	18/9/2012 5:01	57.2	19/9/2012 6:11	60.8	20/9/2012 23:21	61.8	22/9/2012 0:31	61.4	23/9/2012 1:41	60.0
17/9/2012 3:56	57.8	18/9/2012 5:06	58.5	19/9/2012 6:16	60.3	20/9/2012 23:26	61.7	22/9/2012 0:36	61.3	23/9/2012 1:46	60.1
17/9/2012 4:01	57.4	18/9/2012 5:11	58.5	19/9/2012 6:21	61.4	20/9/2012 23:31	61.8	22/9/2012 0:41	60.8	23/9/2012 1:51	59.9
17/9/2012 4:06	57.3	18/9/2012 5:16	57.9	19/9/2012 6:26	61.0	20/9/2012 23:36	61.5	22/9/2012 0:46	61.3	23/9/2012 1:56	59.8
17/9/2012 4:11	56.6	18/9/2012 5:21	57.6	19/9/2012 6:31	61.4	20/9/2012 23:41	61.3	22/9/2012 0:51	61.1	23/9/2012 2:01	59.6
17/9/2012 4:16	57.8	18/9/2012 5:26	58.3	19/9/2012 6:36	61.7	20/9/2012 23:46	61.4	22/9/2012 0:56	60.8	23/9/2012 2:06	59.8
17/9/2012 4:21	58.7	18/9/2012 5:31	58.6	19/9/2012 6:41	61.7	20/9/2012 23:51	61.5	22/9/2012 1:01	60.7	23/9/2012 2:11	59.5
17/9/2012 4:26	57.2	18/9/2012 5:36	57.8	19/9/2012 6:46	61.8	20/9/2012 23:56	61.7	22/9/2012 1:06	60.5	23/9/2012 2:16	59.4
17/9/2012 4:31	57.7	18/9/2012 5:41	58.6	19/9/2012 6:51	61.8	21/9/2012 0:01	55.0	22/9/2012 1:11	60.1	23/9/2012 2:21	59.8
17/9/2012 4:36	56.6	18/9/2012 5:46	58.9	19/9/2012 6:56	61.8	21/9/2012 0:06	55.5	22/9/2012 1:16	60.2	23/9/2012 2:26	59.3
17/9/2012 4:41	57.1	18/9/2012 5:51	59.1	19/9/2012 23:01	61.4	21/9/2012 0:11	55.5	22/9/2012 1:21	60.4	23/9/2012 2:31	60.8
17/9/2012 4:46	57.4	18/9/2012 5:56	59.0	19/9/2012 23:06	61.3	21/9/2012 0:16	61.6	22/9/2012 1:26	60.9	23/9/2012 2:36	61.2
17/9/2012 4:51	58.0	18/9/2012 6:01	59.1	19/9/2012 23:11	61.3	21/9/2012 0:21	57.0	22/9/2012 1:31	60.8	23/9/2012 2:41	59.2
17/9/2012 4:56	57.2	18/9/2012 6:06	60.4	19/9/2012 23:16	60.9	21/9/2012 0:26	61.5	22/9/2012 1:36	60.6	23/9/2012 2:46	59.2
17/9/2012 5:01	57.6	18/9/2012 6:11	60.5	19/9/2012 23:21	61.4	21/9/2012 0:31	61.7	22/9/2012 1:41	59.9	23/9/2012 2:51	59.3
17/9/2012 5:06	57.5	18/9/2012 6:16	60.1	19/9/2012 23:26	61.3	21/9/2012 0:36	60.6	22/9/2012 1:46	60.4	23/9/2012 2:56	58.5
17/9/2012 5:11	58.4	18/9/2012 6:21	60.9	19/9/2012 23:31	61.3	21/9/2012 0:41	60.9	22/9/2012 1:51	60.1	23/9/2012 3:01	59.2
17/9/2012 5:16	58.4	18/9/2012 6:26	61.2	19/9/2012 23:36	60.9	21/9/2012 0:46	60.9	22/9/2012 1:56	59.5	23/9/2012 3:06	59.0
17/9/2012 5:21	57.8	18/9/2012 6:31	61.1	19/9/2012 23:41	61.2	21/9/2012 0:51	60.3	22/9/2012 2:01	59.7	23/9/2012 3:11	59.1
17/9/2012 5:26	58.6	18/9/2012 6:36	61.8	19/9/2012 23:46	60.8	21/9/2012 0:56	60.9	22/9/2012 2:06	60.3	23/9/2012 3:16	58.8
17/9/2012 5:31	59.0	18/9/2012 6:41	61.9	19/9/2012 23:51	61.1	21/9/2012 1:01	60.0	22/9/2012 2:11	59.4	23/9/2012 3:21	58.6
17/9/2012 5:36	58.9	18/9/2012 6:46	61.7	19/9/2012 23:56	61.0	21/9/2012 1:06	60.5	22/9/2012 2:16	59.5	23/9/2012 3:26	59.3
17/9/2012 5:41	59.6	18/9/2012 6:51	61.7	20/9/2012 0:01	61.0	21/9/2012 1:11	60.1	22/9/2012 2:21	59.1	23/9/2012 3:31	58.8
17/9/2012 5:46	59.7	18/9/2012 6:56	61.8	20/9/2012 0:06	60.6	21/9/2012 1:16	60.7	22/9/2012 2:26	60.3	23/9/2012 3:36	58.8
17/9/2012 5:51	59.7	18/9/2012 23:01	61.7	20/9/2012 0:11	60.7	21/9/2012 1:21	60.9	22/9/2012 2:31	58.3	23/9/2012 3:41	58.5
17/9/2012 5:56	59.5	18/9/2012 23:06	61.0	20/9/2012 0:16	60.7	21/9/2012 1:26	60.1	22/9/2012 2:36	61.3	23/9/2012 3:46	59.3
17/9/2012 6:01	60.3	18/9/2012 23:11	61.6	20/9/2012 0:21	60.4	21/9/2012 1:31	60.5	22/9/2012 2:41	61.0	23/9/2012 3:51	58.3
17/9/2012 6:06	60.5	18/9/2012 23:16	61.2	20/9/2012 0:26	60.6	21/9/2012 1:36	60.2	22/9/2012 2:46	58.4	23/9/2012 3:56	58.8
17/9/2012 6:11	61.4	18/9/2012 23:21	61.3	20/9/2012 0:31	60.9	21/9/2012 1:41	60.3	22/9/2012 2:51	61.1	23/9/2012 4:01	58.7
17/9/2012 6:16	61.3	18/9/2012 23:26	61.1	20/9/2012 0:36	59.4	21/9/2012 1:46	60.1	22/9/2012 2:56	58.9	23/9/2012 4:06	58.9
17/9/2012 6:21	61.3	18/9/2012 23:31	61.0	20/9/2012 0:41	60.0	21/9/2012 1:51	59.6	22/9/2012 3:01	57.3	23/9/2012 4:11	58.4
17/9/2012 6:26	61.7	18/9/2012 23:36	60.8	20/9/2012 0:46	60.1	21/9/2012 1:56	60.1	22/9/2012 3:06	61.8	23/9/2012 4:16	60.4
17/9/2012 6:31	61.6	18/9/2012 23:41	60.9	20/9/2012 0:51	60.3	21/9/2012 2:01	60.2	22/9/2012 3:11	61.7	23/9/2012 4:21	59.9
17/9/2012 6:36	56.5	18/9/2012 23:46	60.6	20/9/2012 0:56	59.2	21/9/2012 2:06	59.5	22/9/2012 3:16	60.7	23/9/2012 4:26	58.8
17/9/2012 6:41	57.8	18/9/2012 23:51	60.7	20/9/2012 1:01	59.3	21/9/2012 2:11	59.5	22/9/2012 3:21	60.5	23/9/2012 4:31	59.6
17/9/2012 6:46	58.2	18/9/2012 23:56	60.9	20/9/2012 1:06	58.8	21/9/2012 2:16	59.7	22/9/2012 3:26	60.4	23/9/2012 4:36	59.1
17/9/2012 6:51	58.0	19/9/2012 0:01	61.1	20/9/2012 1:11	59.8	21/9/2012 2:21	59.2	22/9/2012 3:31	59.7	23/9/2012 4:41	58.6
17/9/2012 6:56	57.9	19/9/2012 0:06	60.5	20/9/2012 1:16	58.9	21/9/2012 2:26	59.8	22/9/2012 3:36	60.0	23/9/2012 4:46	58.7
17/9/2012 23:01	61.1	19/9/2012 0:11	60.5	20/9/2012 1:21	59.7	21/9/2012 2:31	60.9	22/9/2			

Real-time Noise Data RTN1 (FEHD Hong Kong Transport Section Whitefield Depot)

24/9/2012 0:11	60.5	25/9/2012 1:21	60.5	26/9/2012 2:31	57.8	27/9/2012 3:41	58.5
24/9/2012 0:16	60.1	25/9/2012 1:26	59.7	26/9/2012 2:36	58.2	27/9/2012 3:46	58.5
24/9/2012 0:21	61.2	25/9/2012 1:31	59.8	26/9/2012 2:41	57.8	27/9/2012 3:51	57.7
24/9/2012 0:26	60.1	25/9/2012 1:36	59.1	26/9/2012 2:46	58.2	27/9/2012 3:56	57.8
24/9/2012 0:31	60.4	25/9/2012 1:41	60.1	26/9/2012 2:51	57.7	27/9/2012 4:01	57.2
24/9/2012 0:36	61.0	25/9/2012 1:46	59.3	26/9/2012 2:56	57.8	27/9/2012 4:06	57.8
24/9/2012 0:41	59.6	25/9/2012 1:51	59.4	26/9/2012 3:01	57.8	27/9/2012 4:11	58.0
24/9/2012 0:46	59.5	25/9/2012 1:56	58.9	26/9/2012 3:06	57.8	27/9/2012 4:16	57.6
24/9/2012 0:51	59.5	25/9/2012 2:01	58.6	26/9/2012 3:11	58.1	27/9/2012 4:21	57.7
24/9/2012 0:56	58.9	25/9/2012 2:06	58.8	26/9/2012 3:16	58.0	27/9/2012 4:26	57.0
24/9/2012 1:01	59.3	25/9/2012 2:11	61.5	26/9/2012 3:21	57.7	27/9/2012 4:31	57.2
24/9/2012 1:06	59.5	25/9/2012 2:16	59.6	26/9/2012 3:26	56.9	27/9/2012 4:36	57.5
24/9/2012 1:11	59.6	25/9/2012 2:21	59.7	26/9/2012 3:31	57.3	27/9/2012 4:41	56.9
24/9/2012 1:16	59.4	25/9/2012 2:26	60.3	26/9/2012 3:36	58.2	27/9/2012 4:46	57.7
24/9/2012 1:21	59.8	25/9/2012 2:31	59.1	26/9/2012 3:41	57.6	27/9/2012 4:51	57.6
24/9/2012 1:26	59.7	25/9/2012 2:36	59.4	26/9/2012 3:46	57.3	27/9/2012 4:56	57.4
24/9/2012 1:31	58.3	25/9/2012 2:41	59.1	26/9/2012 3:51	56.9	27/9/2012 5:01	58.1
24/9/2012 1:36	59.2	25/9/2012 2:46	59.0	26/9/2012 3:56	57.4	27/9/2012 5:06	57.7
24/9/2012 1:41	58.2	25/9/2012 2:51	58.7	26/9/2012 4:01	57.5	27/9/2012 5:11	57.7
24/9/2012 1:46	58.6	25/9/2012 2:56	58.1	26/9/2012 4:06	57.3	27/9/2012 5:16	58.2
24/9/2012 1:51	59.1	25/9/2012 3:01	58.3	26/9/2012 4:11	58.4	27/9/2012 5:21	59.1
24/9/2012 1:56	57.6	25/9/2012 3:06	58.3	26/9/2012 4:16	57.6	27/9/2012 5:26	59.0
24/9/2012 2:01	58.3	25/9/2012 3:11	57.4	26/9/2012 4:21	57.8	27/9/2012 5:31	59.3
24/9/2012 2:06	57.9	25/9/2012 3:16	58.5	26/9/2012 4:26	57.6	27/9/2012 5:36	58.6
24/9/2012 2:11	57.8	25/9/2012 3:21	58.2	26/9/2012 4:31	57.4	27/9/2012 5:41	60.1
24/9/2012 2:16	57.2	25/9/2012 3:26	57.4	26/9/2012 4:36	57.9	27/9/2012 5:46	59.6
24/9/2012 2:21	58.7	25/9/2012 3:31	57.7	26/9/2012 4:41	57.4	27/9/2012 5:51	59.5
24/9/2012 2:26	57.0	25/9/2012 3:36	58.0	26/9/2012 4:46	57.6	27/9/2012 5:56	59.4
24/9/2012 2:31	59.8	25/9/2012 3:41	57.9	26/9/2012 4:51	57.6	27/9/2012 6:01	59.6
24/9/2012 2:36	60.0	25/9/2012 3:46	57.7	26/9/2012 4:56	57.4	27/9/2012 6:06	60.4
24/9/2012 2:41	60.2	25/9/2012 3:51	58.5	26/9/2012 5:01	57.7	27/9/2012 6:11	61.0
24/9/2012 2:46	58.6	25/9/2012 3:56	57.5	26/9/2012 5:06	58.1	27/9/2012 6:16	61.2
24/9/2012 2:51	58.9	25/9/2012 4:01	56.9	26/9/2012 5:11	57.1	27/9/2012 6:21	61.4
24/9/2012 2:56	59.1	25/9/2012 4:06	57.3	26/9/2012 5:16	58.7	27/9/2012 6:26	61.0
24/9/2012 3:01	58.5	25/9/2012 4:11	57.6	26/9/2012 5:21	58.0	27/9/2012 6:31	61.6
24/9/2012 3:06	58.8	25/9/2012 4:16	57.2	26/9/2012 5:26	58.4	27/9/2012 6:36	60.7
24/9/2012 3:11	59.7	25/9/2012 4:21	57.9	26/9/2012 5:31	59.4	27/9/2012 6:41	60.8
24/9/2012 3:16	59.3	25/9/2012 4:26	57.5	26/9/2012 5:36	59.5	27/9/2012 6:46	58.4
24/9/2012 3:21	58.8	25/9/2012 4:31	58.4	26/9/2012 5:41	59.2	27/9/2012 6:51	57.1
24/9/2012 3:26	59.6	25/9/2012 4:36	57.9	26/9/2012 5:46	60.2	27/9/2012 6:56	57.8
24/9/2012 3:31	59.6	25/9/2012 4:41	57.5	26/9/2012 5:51	59.9		
24/9/2012 3:36	58.8	25/9/2012 4:46	57.7	26/9/2012 5:56	58.9		
24/9/2012 3:41	58.7	25/9/2012 4:51	57.8	26/9/2012 6:01	59.3		
24/9/2012 3:46	60.1	25/9/2012 4:56	58.3	26/9/2012 6:06	60.2		
24/9/2012 3:51	59.4	25/9/2012 5:01	58.1	26/9/2012 6:11	61.0		
24/9/2012 3:56	57.2	25/9/2012 5:06	58.2	26/9/2012 6:16	60.7		
24/9/2012 4:01	58.6	25/9/2012 5:11	58.4	26/9/2012 6:21	61.1		
24/9/2012 4:06	58.9	25/9/2012 5:16	58.3	26/9/2012 6:26	61.2		
24/9/2012 4:11	58.1	25/9/2012 5:21	58.3	26/9/2012 6:31	61.6		
24/9/2012 4:16	58.2	25/9/2012 5:26	59.0	26/9/2012 6:36	61.0		
24/9/2012 4:21	59.1	25/9/2012 5:31	58.7	26/9/2012 6:41	61.7		
24/9/2012 4:26	59.0	25/9/2012 5:36	59.0	26/9/2012 6:46	61.2		
24/9/2012 4:31	58.7	25/9/2012 5:41	59.6	26/9/2012 6:51	57.4		
24/9/2012 4:36	58.3	25/9/2012 5:46	59.7	26/9/2012 6:56	56.2		
24/9/2012 4:41	59.4	25/9/2012 5:51	59.5	26/9/2012 23:01	61.1		
24/9/2012 4:46	59.5	25/9/2012 5:56	59.5	26/9/2012 23:06	61.6		
24/9/2012 4:51	59.3	25/9/2012 6:01	59.6	26/9/2012 23:11	61.7		
24/9/2012 4:56	58.6	25/9/2012 6:06	60.5	26/9/2012 23:16	61.7		
24/9/2012 5:01	58.9	25/9/2012 6:11	60.7	26/9/2012 23:21	59.4		
24/9/2012 5:06	59.4	25/9/2012 6:16	60.9	26/9/2012 23:26	61.3		
24/9/2012 5:11	60.2	25/9/2012 6:21	60.7	26/9/2012 23:31	61.9		
24/9/2012 5:16	60.6	25/9/2012 6:26	61.2	26/9/2012 23:36	61.3		
24/9/2012 5:21	60.6	25/9/2012 6:31	61.6	26/9/2012 23:41	61.0		
24/9/2012 5:26	59.9	25/9/2012 6:36	61.7	26/9/2012 23:46	61.2		
24/9/2012 5:31	60.2	25/9/2012 6:41	61.8	26/9/2012 23:51	61.5		
24/9/2012 5:36	60.3	25/9/2012 6:46	61.5	26/9/2012 23:56	61.3		
24/9/2012 5:41	60.9	25/9/2012 6:51	56.0	27/9/2012 0:01	61.7		
24/9/2012 5:46	61.3	25/9/2012 6:56	57.4	27/9/2012 0:06	61.5		
24/9/2012 5:51	61.6	25/9/2012 23:01	61.4	27/9/2012 0:11	60.9		
24/9/2012 5:56	61.9	25/9/2012 23:06	61.3	27/9/2012 0:16	60.4		
24/9/2012 6:01	61.5	25/9/2012 23:11	61.4	27/9/2012 0:21	60.5		
24/9/2012 6:06	61.7	25/9/2012 23:16	61.6	27/9/2012 0:26	61.1		
24/9/2012 6:11	58.4	25/9/2012 23:21	61.5	27/9/2012 0:31	60.7		
24/9/2012 6:16	57.5	25/9/2012 23:26	61.7	27/9/2012 0:36	60.8		
24/9/2012 6:21	59.0	25/9/2012 23:31	61.2	27/9/2012 0:41	61.5		
24/9/2012 6:26	59.3	25/9/2012 23:36	61.0	27/9/2012 0:46	60.5		
24/9/2012 6:31	56.0	25/9/2012 23:41	61.1	27/9/2012 0:51	60.7		
24/9/2012 6:36	59.4	25/9/2012 23:46	61.4	27/9/2012 0:56	59.8		
24/9/2012 6:41	59.1	25/9/2012 23:51	61.5	27/9/2012 1:01	60.0		
24/9/2012 6:46	57.9	25/9/2012 23:56	61.1	27/9/2012 1:06	59.7		
24/9/2012 6:51	59.6	26/9/2012 0:01	61.4	27/9/2012 1:11	59.8		
24/9/2012 6:56	59.0	26/9/2012 0:06	60.9	27/9/2012 1:16	60.4		
24/9/2012 23:01	60.1	26/9/2012 0:11	60.9	27/9/2012 1:21	59.8		
24/9/2012 23:06	61.8	26/9/2012 0:16	60.8	27/9/2012 1:26	60.1		
24/9/2012 23:11	58.5	26/9/2012 0:21	60.7	27/9/2012 1:31	59.0		
24/9/2012 23:16	61.9	26/9/2012 0:26	61.3	27/9/2012 1:36	58.8		
24/9/2012 23:21	60.4	26/9/2012 0:31	61.1	27/9/2012 1:41	59.1		
24/9/2012 23:26	61.8	26/9/2012 0:36	60.1	27/9/2012 1:46	58.7		
24/9/2012 23:31	60.6	26/9/2012 0:41	60.7	27/9/2012 1:51	58.5		
24/9/2012 23:36	56.3	26/9/2012 0:46	60.8	27/9/2012 1:56	58.9		
24/9/2012 23:41	57.8	26/9/2012 0:51	59.8	27/9/2012 2:01	58.8		
24/9/2012 23:46	57.1	26/9/2012 0:56	60.5	27/9/2012 2:06	58.9		
24/9/2012 23:51	58.5	26/9/2012 1:01	59.4	27/9/2012 2:11	58.1		
24/9/2012 23:56	57.4	26/9/2012 1:06	59.4	27/9/2012 2:16	58.5		
25/9/2012 0:01	57.7	26/9/2012 1:11	58.7	27/9/2012 2:21	58.1		
25/9/2012 0:06	57.8	26/9/2012 1:16	59.3	27/9/2012 2:26	58.7		
25/9/2012 0:11	59.7	26/9/2012 1:21	58.7	27/9/2012 2:31	59.1		
25/9/2012 0:16	61.4	26/9/2012 1:26	58.6	27/9/2012 2:36	58.0		
25/9/2012 0:21	61.9	26/9/2012 1:31	59.0	27/9/2012 2:41	57.3		
25/9/2012 0:26	61.8	26/9/2012 1:36	58.6	27/9/2012 2:46	58.5		
25/9/2012 0:31	60.0	26/9/2012 1:41	58.2	27/9/2012 2:51	58.1		
25/9/2012 0:36	59.1	26/9/2012 1:46	59.1	27/9/2012 2:56	57.8		
25/9/2012 0:41	58.4	26/9/2012 1:51	58.7	27/9/2012 3:01	58.2		
25/9/2012 0:46	58.4	26/9/2012 1:56	57.5	27/9/2012 3:06	58.5		
25/9/2012 0:51	61.8	26/9/2012 2:01	58.2	27/9/2012 3:11	59.1		
25/9/2012 0:56	61.7	26/9/2012 2:06	58.5	27/9/2012 3:16	58.3		
25/9/2012 1:01	61.4	26/9/2012 2:11	58.0	27/9/2012 3:21	58.3		
25/9/2012 1:06	61.5	26/9/2012 2:16	57.7	27/9/2012 3:26	58.6		
25/9/2012 1:11	60.3	26/9/2012 2:21	58.0	27/9/2012 3:31	58.3		
25/9/2012 1:16	61.0	26/9/2012 2:26	57.6	27/9/2012 3:36	58.4		

*Exceedance recorded during monitoring compliance check with NCO.

Real-time Noise Data RTN2 (Oil Street Community Liaison Centre)

Normal Day 07:00-19:00	1/9/2012 13:31	63.8	7/9/2012 8:31	69.5	12/9/2012 15:31	66.8	18/9/2012 10:31	71.7	22/9/2012 17:31	65.9	
28/8/2012 7:01	63.6	1/9/2012 14:01	62.5	7/9/2012 9:01	70.4	12/9/2012 16:01	69.8	18/9/2012 11:01	69.9	22/9/2012 18:01	65.5
28/8/2012 7:31	64.6	1/9/2012 14:31	63.7	7/9/2012 9:31	71.0	12/9/2012 16:31	71.4	18/9/2012 11:31	66.4	22/9/2012 18:31	65.2
28/8/2012 8:01	66.7	1/9/2012 15:01	66.8	7/9/2012 10:01	71.6	12/9/2012 17:01	69.9	18/9/2012 12:01	65.0	24/9/2012 8:01	62.3
28/8/2012 8:31	68.7	1/9/2012 15:31	66.2	7/9/2012 10:31	69.9	12/9/2012 17:31	66.2	18/9/2012 12:31	64.7	24/9/2012 8:31	63.8
28/8/2012 9:01	69.9	1/9/2012 16:01	68.2	7/9/2012 11:01	70.4	12/9/2012 18:01	66.5	18/9/2012 13:01	67.3	24/9/2012 8:01	67.5
28/8/2012 9:31	70.9	1/9/2012 16:31	66.7	7/9/2012 11:31	65.9	12/9/2012 18:31	66.0	18/9/2012 13:31	68.5	24/9/2012 8:31	68.1
28/8/2012 10:01	69.6	1/9/2012 17:01	64.9	7/9/2012 12:01	65.1	13/9/2012 7:01	62.0	18/9/2012 14:01	70.0	24/9/2012 9:01	67.4
28/8/2012 10:31	70.5	1/9/2012 17:31	64.8	7/9/2012 12:31	64.5	13/9/2012 7:31	63.3	18/9/2012 14:31	68.1	24/9/2012 9:31	67.0
28/8/2012 11:01	70.7	1/9/2012 18:01	66.1	7/9/2012 13:01	68.6	13/9/2012 8:01	63.0	18/9/2012 15:01	67.7	24/9/2012 10:01	67.9
28/8/2012 11:31	68.8	1/9/2012 18:31	67.4	7/9/2012 13:31	71.8	13/9/2012 8:31	60.4	18/9/2012 15:31	66.4	24/9/2012 10:31	67.1
28/8/2012 12:01	65.3	3/9/2012 7:01	63.6	7/9/2012 14:01	71.1	13/9/2012 9:01	71.6	18/9/2012 16:01	68.6	24/9/2012 11:01	66.5
28/8/2012 12:31	64.8	3/9/2012 7:31	63.2	7/9/2012 14:31	70.8	13/9/2012 9:31	71.6	18/9/2012 16:31	67.5	24/9/2012 11:31	65.3
28/8/2012 13:01	69.8	3/9/2012 8:01	61.9	7/9/2012 15:01	72.0	13/9/2012 10:01	68.4	18/9/2012 17:01	67.0	24/9/2012 12:01	64.3
28/8/2012 13:31	71.2	3/9/2012 8:31	62.4	7/9/2012 15:31	67.4	13/9/2012 10:31	70.3	18/9/2012 17:31	66.4	24/9/2012 12:31	64.2
28/8/2012 14:01	70.0	3/9/2012 9:01	62.4	7/9/2012 16:01	68.3	13/9/2012 11:01	71.2	18/9/2012 18:01	65.1	24/9/2012 13:01	68.5
28/8/2012 14:31	70.8	3/9/2012 9:31	62.6	7/9/2012 16:31	70.0	13/9/2012 11:31	66.7	18/9/2012 18:31	64.8	24/9/2012 13:31	69.5
28/8/2012 15:01	71.1	3/9/2012 10:01	63.1	7/9/2012 17:01	68.4	13/9/2012 12:01	65.2	19/9/2012 7:01	62.9	24/9/2012 14:01	68.5
28/8/2012 15:31	70.3	3/9/2012 10:31	64.8	7/9/2012 17:31	69.6	13/9/2012 12:31	65.1	19/9/2012 7:31	63.0	24/9/2012 14:31	68.1
28/8/2012 16:01	70.6	3/9/2012 11:01	63.5	7/9/2012 18:01	68.4	13/9/2012 13:01	68.6	19/9/2012 8:01	66.2	24/9/2012 15:01	68.1
28/8/2012 16:31	70.2	3/9/2012 11:31	63.3	7/9/2012 18:31	66.2	13/9/2012 13:31	69.4	19/9/2012 8:31	68.3	24/9/2012 15:31	66.9
28/8/2012 17:01	70.5	3/9/2012 12:01	62.7	8/9/2012 7:01	63.1	13/9/2012 14:01	67.4	19/9/2012 9:01	67.1	24/9/2012 16:01	68.9
28/8/2012 17:31	68.4	3/9/2012 12:31	64.0	8/9/2012 7:31	64.1	13/9/2012 14:31	66.4	19/9/2012 9:31	67.8	24/9/2012 16:31	69.4
28/8/2012 18:01	64.0	3/9/2012 13:01	66.6	8/9/2012 8:01	66.0	13/9/2012 15:01	66.6	19/9/2012 10:01	67.8	24/9/2012 17:01	67.1
28/8/2012 18:31	64.1	3/9/2012 13:31	67.8	8/9/2012 8:31	67.3	13/9/2012 15:31	72.0	19/9/2012 10:31	68.0	24/9/2012 17:31	66.8
29/8/2012 7:01	63.7	3/9/2012 14:01	67.5	8/9/2012 9:01	68.4	13/9/2012 16:01	64.2	19/9/2012 11:01	69.4	24/9/2012 18:01	65.1
29/8/2012 7:31	63.9	3/9/2012 14:31	67.3	8/9/2012 9:31	68.2	13/9/2012 16:31	70.6	19/9/2012 11:31	71.3	24/9/2012 18:31	64.6
29/8/2012 8:01	67.0	3/9/2012 15:01	66.9	8/9/2012 10:01	67.2	13/9/2012 17:01	70.0	19/9/2012 12:01	63.7	25/9/2012 7:01	63.8
29/8/2012 8:31	70.2	3/9/2012 15:31	67.9	8/9/2012 10:31	66.6	13/9/2012 17:31	67.3	19/9/2012 12:31	64.5	25/9/2012 7:31	65.0
29/8/2012 9:01	69.1	3/9/2012 16:01	67.4	8/9/2012 11:01	66.5	13/9/2012 18:01	64.9	19/9/2012 13:01	70.5	25/9/2012 8:01	67.7
29/8/2012 9:31	69.6	3/9/2012 16:31	66.9	8/9/2012 11:31	66.3	13/9/2012 18:31	66.2	19/9/2012 13:31	68.6	25/9/2012 8:31	69.1
29/8/2012 10:01	70.1	3/9/2012 17:01	67.4	8/9/2012 12:01	63.1	14/9/2012 7:01	62.3	19/9/2012 14:01	69.4	25/9/2012 9:01	69.5
29/8/2012 10:31	71.9	3/9/2012 17:31	67.4	8/9/2012 12:31	64.1	14/9/2012 7:31	64.2	19/9/2012 14:31	68.8	25/9/2012 9:31	68.9
29/8/2012 11:01	71.3	3/9/2012 18:01	67.8	8/9/2012 13:01	65.8	14/9/2012 8:01	67.0	19/9/2012 15:01	71.0	25/9/2012 10:01	68.4
29/8/2012 11:31	69.7	3/9/2012 18:31	66.5	8/9/2012 13:31	66.3	14/9/2012 8:31	72.0	19/9/2012 15:31	69.2	25/9/2012 10:31	70.3
29/8/2012 12:01	64.2	4/9/2012 7:01	62.9	8/9/2012 14:01	67.9	14/9/2012 9:01	69.9	19/9/2012 16:01	71.1	25/9/2012 11:01	67.5
29/8/2012 12:31	65.0	4/9/2012 7:31	64.9	8/9/2012 14:31	69.8	14/9/2012 9:31	68.7	19/9/2012 16:31	71.7	25/9/2012 11:31	65.5
29/8/2012 13:01	65.4	4/9/2012 8:01	67.1	8/9/2012 15:01	67.7	14/9/2012 10:01	70.8	19/9/2012 17:01	69.8	25/9/2012 12:01	65.2
29/8/2012 13:31	70.9	4/9/2012 8:31	67.3	8/9/2012 15:31	66.9	14/9/2012 10:31	71.9	19/9/2012 17:31	67.0	25/9/2012 12:31	65.6
29/8/2012 14:01	71.1	4/9/2012 9:01	66.6	8/9/2012 16:01	67.2	14/9/2012 11:01	68.8	19/9/2012 18:01	65.0	25/9/2012 13:01	69.1
29/8/2012 14:31	69.9	4/9/2012 9:31	66.8	8/9/2012 16:31	66.3	14/9/2012 11:31	67.8	19/9/2012 18:31	66.3	25/9/2012 13:31	68.9
29/8/2012 15:01	72.0	4/9/2012 10:01	67.7	8/9/2012 17:01	65.1	14/9/2012 12:01	65.0	20/9/2012 7:01	62.5	25/9/2012 14:01	69.7
29/8/2012 15:31	71.3	4/9/2012 10:31	68.0	8/9/2012 17:31	66.5	14/9/2012 12:31	64.1	20/9/2012 7:31	64.0	25/9/2012 14:31	69.7
29/8/2012 16:01	70.8	4/9/2012 11:01	66.4	8/9/2012 18:01	66.4	14/9/2012 13:01	70.4	20/9/2012 8:01	70.7	25/9/2012 15:01	69.2
29/8/2012 16:31	70.3	4/9/2012 11:31	68.5	8/9/2012 18:31	66.1	14/9/2012 13:31	69.3	20/9/2012 8:31	70.8	25/9/2012 15:31	68.2
29/8/2012 17:01	69.7	4/9/2012 12:01	65.0	10/9/2012 7:01	63.5	14/9/2012 14:01	67.8	20/9/2012 9:01	62.4	25/9/2012 16:01	68.6
29/8/2012 17:31	65.9	4/9/2012 12:31	66.5	10/9/2012 7:31	62.9	14/9/2012 14:31	67.4	20/9/2012 9:31	63.4	25/9/2012 16:31	68.7
29/8/2012 18:01	66.6	4/9/2012 13:01	69.8	10/9/2012 8:01	65.7	14/9/2012 15:01	69.7	20/9/2012 10:01	70.5	25/9/2012 17:01	68.6
29/8/2012 18:31	67.8	4/9/2012 13:31	71.2	10/9/2012 8:31	67.0	14/9/2012 15:31	65.1	20/9/2012 10:31	70.4	25/9/2012 17:31	68.3
30/8/2012 7:01	64.0	4/9/2012 14:01	71.7	10/9/2012 9:01	67.1	14/9/2012 16:01	69.7	20/9/2012 11:01	71.6	25/9/2012 18:01	68.1
30/8/2012 7:31	65.4	4/9/2012 14:31	71.3	10/9/2012 9:31	67.8	14/9/2012 16:31	70.6	20/9/2012 11:31	69.4	25/9/2012 18:31	64.7
30/8/2012 8:01	67.6	4/9/2012 15:01	68.1	10/9/2012 10:01	68.8	14/9/2012 17:01	67.4	20/9/2012 12:01	65.0	26/9/2012 7:01	63.9
30/8/2012 8:31	70.4	4/9/2012 15:31	67.8	10/9/2012 10:31	67.6	14/9/2012 17:31	65.8	20/9/2012 12:31	65.5	26/9/2012 7:31	64.4
30/8/2012 9:01	71.8	4/9/2012 16:01	67.7	10/9/2012 11:01	66.9	14/9/2012 18:01	65.4	20/9/2012 13:01	71.8	26/9/2012 8:01	66.6
30/8/2012 9:31	71.8	4/9/2012 16:31	67.6	10/9/2012 11:31	64.7	14/9/2012 18:31	65.1	20/9/2012 13:31	71.0	26/9/2012 8:31	68.5
30/8/2012 10:01	70.2	4/9/2012 17:01	66.0	10/9/2012 12:01	64.6	15/9/2012 7:01	63.2	20/9/2012 14:01	71.8	26/9/2012 9:01	70.6
30/8/2012 10:31	70.8	4/9/2012 17:31	66.1	10/9/2012 12:31	65.4	15/9/2012 7:31	64.4	20/9/2012 14:31	71.4	26/9/2012 9:31	69.7
30/8/2012 11:01	70.9	4/9/2012 18:01	66.9	10/9/2012 13:01	67.2	15/9/2012 8:01	69.1	20/9/2012 15:01	70.6	26/9/2012 10:01	69.3
30/8/2012 11:31	70.3	4/9/2012 18:31	66.9	10/9/2012 13:31	67.8	15/9/2012 8:31	70.9	20/9/2012 15:31	68.5	26/9/2012 10:31	69.5
30/8/2012 12:01	65.8	5/9/2012 7:01	63.4	10/9/2012 14:01	67.7	15/9/2012 9:01	69.1	20/9/2012 16:01	71.7	26/9/2012 11:01	69.0
30/8/2012 12:31	68.0	5/9/2012 7:31	63.8	10/9/2012 14:31	67.3	15/9/2012 9:31	68.7	20/9/2012 16:31	68.3	26/9/2012 11:31	65.8
30/8/2012 13:01	68.2	5/9/2012 8:01	66.1	10/9/2012 15:01	67.6	15/9/2012 10:01	68.7	20/9/2012 17:01	71.4	26/9/2012 12:01	63.7
30/8/2012 13:31	65.0	5/9/2012 8:31	68.6	10/9/2012 15:31	68.9	15/9/2012 10:31	67.8	20/9/2012 17:31	68.6	26/9/2012 12:31	65.0
30/8/2012 14:01	70.8	5/9/2012 9:01	69.5	10/9/2012 16:01	68.1	15/9/2012 11:01	66.9	20/9/2012 18:01	66.4	26/9/2012 13:01	67.9
30/8/2012 14:31	71.1	5/9/2012 9:31	68.2	10/9/2012 16:31	68.0	15/9/2012 11:31	65.1	20/9/2012 18:31	65.7	26/9/2012 13:31	68.6
30/8/2012 15:01	68.0	5/9/2012 10:01	67.4	10/9/2012 17:01	68.2	15/9/2012 12:01	65.7	21/9/2012 7:01	62.9	26/9/2012 14:01	68.0
30/8/2012 15:31	69.3	5/9/2012 10:31	65.9	10/9/2012 17:31	67.5	15/9/2012 12:31	65.6	21/9/2012 7:31	62.3	26/9/2012 14:31	68.1
30/8/2012 16:01	70.8	5/9/2012 11:01	67.8	10/9/2012 18:01	68.1	15/9/2012 13:01	66.3	21/9/2012 8:01	68.7	26/9/2012 15:01	68.3
30/8/2012 16:31	71.5	5/9/2012 11:31	68.3	10/9/2012 18:31	65.0	15/9/2012 13:31	67.3	21/9/2012 8:31	69.4	26/9/2012 15:31	69.2
30/8/2012 17:01	69.4	5/9/2012 12:01	65.2	11/9/2012 7:01	62.7	15/9/2012 14:01	66.2	21/9/2012 9:01	70.4	26/9/2	

Real-time Noise Data RTN2 (Oil Street Community Liaison Centre)

28/8/2012 19:36	64.3	30/8/2012 20:46	62.3	1/9/2012 21:56	63.1	2/9/2012 15:06	64.5	3/9/2012 20:16	62.2	5/9/2012 22:26	62.2
28/8/2012 19:41	63.4	30/8/2012 20:51	62.1	1/9/2012 22:01	63.9	2/9/2012 15:11	65.3	3/9/2012 20:21	62.2	5/9/2012 22:31	62.1
28/8/2012 19:46	63.2	30/8/2012 20:56	62.1	1/9/2012 22:06	63.9	2/9/2012 15:16	65.7	3/9/2012 20:26	62.8	5/9/2012 22:36	62.7
28/8/2012 19:51	63.3	30/8/2012 21:01	61.9	1/9/2012 22:11	63.1	2/9/2012 15:21	66.2	3/9/2012 20:31	62.4	5/9/2012 22:41	62.0
28/8/2012 19:56	63.5	30/8/2012 21:06	61.7	1/9/2012 22:16	62.7	2/9/2012 15:26	65.8	3/9/2012 20:36	62.2	5/9/2012 22:46	62.2
28/8/2012 20:01	63.4	30/8/2012 21:11	61.8	1/9/2012 22:21	63.2	2/9/2012 15:31	64.8	3/9/2012 20:41	62.7	5/9/2012 22:51	62.0
28/8/2012 20:06	63.6	30/8/2012 21:16	62.4	1/9/2012 22:26	63.1	2/9/2012 15:36	64.5	3/9/2012 20:46	62.8	5/9/2012 22:56	62.2
28/8/2012 20:11	63.8	30/8/2012 21:21	62.0	1/9/2012 22:31	62.9	2/9/2012 15:41	63.9	3/9/2012 20:51	62.4	6/9/2012 19:01	67.3
28/8/2012 20:16	63.3	30/8/2012 21:26	61.8	1/9/2012 22:36	62.7	2/9/2012 15:46	64.5	3/9/2012 20:56	61.8	6/9/2012 19:06	67.2
28/8/2012 20:21	63.6	30/8/2012 21:31	61.8	1/9/2012 22:41	63.1	2/9/2012 15:51	65.0	3/9/2012 21:01	61.6	6/9/2012 19:11	66.9
28/8/2012 20:26	63.6	30/8/2012 21:36	63.1	1/9/2012 22:46	63.2	2/9/2012 15:56	64.9	3/9/2012 21:06	62.2	6/9/2012 19:16	66.2
28/8/2012 20:31	63.1	30/8/2012 21:41	62.5	1/9/2012 22:51	62.9	2/9/2012 16:01	63.4	3/9/2012 21:11	61.9	6/9/2012 19:21	66.2
28/8/2012 20:36	63.5	30/8/2012 21:46	62.0	1/9/2012 22:56	63.2	2/9/2012 16:06	63.7	3/9/2012 21:16	61.6	6/9/2012 19:26	66.6
28/8/2012 20:41	63.2	30/8/2012 21:51	62.7	2/9/2012 7:01	61.1	2/9/2012 16:11	64.0	3/9/2012 21:21	62.0	6/9/2012 19:31	65.4
28/8/2012 20:46	62.8	30/8/2012 21:56	62.0	2/9/2012 7:06	60.6	2/9/2012 16:16	64.0	3/9/2012 21:26	61.7	6/9/2012 19:36	66.8
28/8/2012 20:51	63.1	30/8/2012 22:01	62.0	2/9/2012 7:11	62.2	2/9/2012 16:21	64.1	3/9/2012 21:31	61.4	6/9/2012 19:41	66.6
28/8/2012 20:56	63.4	30/8/2012 22:06	61.5	2/9/2012 7:16	61.2	2/9/2012 16:26	64.5	3/9/2012 21:36	62.1	6/9/2012 19:46	65.8
28/8/2012 21:01	63.3	30/8/2012 22:11	61.5	2/9/2012 7:21	65.4	2/9/2012 16:31	64.3	3/9/2012 21:41	61.8	6/9/2012 19:51	66.0
28/8/2012 21:06	63.4	30/8/2012 22:16	61.2	2/9/2012 7:26	64.4	2/9/2012 16:36	65.1	3/9/2012 21:46	61.7	6/9/2012 19:56	65.4
28/8/2012 21:11	62.9	30/8/2012 22:21	61.4	2/9/2012 7:31	60.8	2/9/2012 16:41	64.2	3/9/2012 21:51	62.2	6/9/2012 20:01	65.0
28/8/2012 21:16	63.4	30/8/2012 22:26	63.5	2/9/2012 7:36	62.0	2/9/2012 16:46	64.5	3/9/2012 21:56	63.5	6/9/2012 20:06	65.1
28/8/2012 21:21	62.3	30/8/2012 22:31	61.9	2/9/2012 7:41	63.5	2/9/2012 16:51	64.1	3/9/2012 22:01	63.0	6/9/2012 20:11	64.8
28/8/2012 21:26	62.6	30/8/2012 22:36	63.3	2/9/2012 7:46	61.1	2/9/2012 16:56	63.9	3/9/2012 22:06	61.7	6/9/2012 20:16	64.1
28/8/2012 21:31	62.7	30/8/2012 22:41	61.3	2/9/2012 7:51	61.4	2/9/2012 17:01	65.5	3/9/2012 22:11	63.3	6/9/2012 20:21	63.4
28/8/2012 21:36	63.0	30/8/2012 22:46	61.4	2/9/2012 7:56	61.3	2/9/2012 17:06	64.3	3/9/2012 22:16	63.1	6/9/2012 20:26	64.1
28/8/2012 21:41	62.6	30/8/2012 22:51	61.0	2/9/2012 8:01	62.2	2/9/2012 17:11	63.8	3/9/2012 22:21	61.8	6/9/2012 20:31	63.2
28/8/2012 21:46	63.0	30/8/2012 22:56	61.6	2/9/2012 8:06	62.6	2/9/2012 17:16	65.8	3/9/2012 22:26	62.0	6/9/2012 20:36	63.0
28/8/2012 21:51	62.7	31/8/2012 19:01	63.7	2/9/2012 8:11	62.1	2/9/2012 17:21	64.3	3/9/2012 22:31	61.2	6/9/2012 20:41	63.1
28/8/2012 21:56	62.0	31/8/2012 19:06	63.4	2/9/2012 8:16	62.7	2/9/2012 17:26	63.6	3/9/2012 22:36	61.4	6/9/2012 20:46	63.6
28/8/2012 22:01	63.0	31/8/2012 19:11	63.4	2/9/2012 8:21	62.4	2/9/2012 17:31	63.3	3/9/2012 22:41	61.3	6/9/2012 20:51	63.3
28/8/2012 22:06	62.6	31/8/2012 19:16	65.0	2/9/2012 8:26	63.0	2/9/2012 17:36	63.3	3/9/2012 22:46	60.6	6/9/2012 20:56	63.5
28/8/2012 22:11	62.6	31/8/2012 19:21	63.8	2/9/2012 8:31	63.5	2/9/2012 17:41	63.6	3/9/2012 22:51	60.9	6/9/2012 21:01	63.1
28/8/2012 22:16	62.8	31/8/2012 19:26	63.8	2/9/2012 8:36	63.8	2/9/2012 17:46	63.9	3/9/2012 22:56	60.9	6/9/2012 21:06	62.8
28/8/2012 22:21	61.9	31/8/2012 19:31	63.9	2/9/2012 8:41	63.6	2/9/2012 17:51	63.6	4/9/2012 19:01	66.6	6/9/2012 21:11	63.7
28/8/2012 22:26	62.0	31/8/2012 19:36	63.5	2/9/2012 8:46	63.5	2/9/2012 17:56	63.5	4/9/2012 19:06	65.9	6/9/2012 21:16	63.3
28/8/2012 22:31	61.8	31/8/2012 19:41	63.0	2/9/2012 8:51	63.6	2/9/2012 18:01	63.4	4/9/2012 19:11	64.7	6/9/2012 21:21	64.0
28/8/2012 22:36	62.8	31/8/2012 19:46	63.2	2/9/2012 8:56	63.7	2/9/2012 18:06	63.3	4/9/2012 19:16	64.9	6/9/2012 21:26	63.0
28/8/2012 22:41	62.8	31/8/2012 19:51	62.9	2/9/2012 9:01	63.6	2/9/2012 18:11	64.1	4/9/2012 19:21	65.7	6/9/2012 21:31	62.6
28/8/2012 22:46	62.9	31/8/2012 19:56	63.0	2/9/2012 9:06	63.9	2/9/2012 18:16	65.9	4/9/2012 19:26	64.8	6/9/2012 21:36	62.8
28/8/2012 22:51	62.7	31/8/2012 20:01	63.3	2/9/2012 9:11	64.2	2/9/2012 18:21	65.8	4/9/2012 19:31	64.4	6/9/2012 21:41	62.9
28/8/2012 22:56	62.5	31/8/2012 20:06	63.1	2/9/2012 9:16	64.2	2/9/2012 18:26	63.8	4/9/2012 19:36	65.4	6/9/2012 21:46	62.9
29/8/2012 19:01	62.7	31/8/2012 20:11	62.8	2/9/2012 9:21	62.6	2/9/2012 18:31	63.7	4/9/2012 19:41	65.2	6/9/2012 21:51	62.7
29/8/2012 19:06	63.6	31/8/2012 20:16	61.9	2/9/2012 9:26	63.1	2/9/2012 18:36	63.8	4/9/2012 19:46	65.2	6/9/2012 21:56	63.3
29/8/2012 19:11	63.6	31/8/2012 20:21	62.3	2/9/2012 9:31	62.8	2/9/2012 18:41	64.3	4/9/2012 19:51	64.9	6/9/2012 22:01	63.4
29/8/2012 19:16	62.3	31/8/2012 20:26	62.0	2/9/2012 9:36	63.5	2/9/2012 18:46	65.3	4/9/2012 19:56	64.3	6/9/2012 22:06	63.0
29/8/2012 19:21	61.9	31/8/2012 20:31	61.9	2/9/2012 9:41	63.2	2/9/2012 18:51	64.5	4/9/2012 20:01	63.1	6/9/2012 22:11	63.3
29/8/2012 19:26	63.0	31/8/2012 20:36	62.1	2/9/2012 9:46	63.2	2/9/2012 18:56	63.7	4/9/2012 20:06	63.0	6/9/2012 22:16	62.3
29/8/2012 19:31	62.2	31/8/2012 20:41	62.9	2/9/2012 9:51	64.1	2/9/2012 19:01	62.7	4/9/2012 20:11	64.5	6/9/2012 22:21	62.4
29/8/2012 19:36	63.0	31/8/2012 20:46	62.5	2/9/2012 9:56	64.3	2/9/2012 19:06	62.6	4/9/2012 20:16	62.8	6/9/2012 22:26	63.1
29/8/2012 19:41	64.1	31/8/2012 20:51	62.2	2/9/2012 10:01	64.0	2/9/2012 19:11	64.8	4/9/2012 20:21	62.9	6/9/2012 22:31	62.7
29/8/2012 19:46	63.9	31/8/2012 20:56	61.7	2/9/2012 10:06	65.0	2/9/2012 19:16	66.7	4/9/2012 20:26	62.5	6/9/2012 22:36	62.4
29/8/2012 19:51	64.0	31/8/2012 21:01	61.8	2/9/2012 10:11	64.0	2/9/2012 19:21	65.0	4/9/2012 20:31	62.3	6/9/2012 22:41	62.6
29/8/2012 19:56	62.4	31/8/2012 21:06	61.6	2/9/2012 10:16	65.1	2/9/2012 19:26	64.7	4/9/2012 20:36	63.0	6/9/2012 22:46	62.3
29/8/2012 20:01	62.6	31/8/2012 21:11	62.4	2/9/2012 10:21	65.4	2/9/2012 19:31	64.6	4/9/2012 20:41	62.7	6/9/2012 22:51	62.1
29/8/2012 20:06	64.9	31/8/2012 21:16	62.2	2/9/2012 10:26	64.6	2/9/2012 19:36	65.6	4/9/2012 20:46	62.5	6/9/2012 22:56	62.0
29/8/2012 20:11	63.8	31/8/2012 21:21	63.0	2/9/2012 10:31	63.3	2/9/2012 19:41	64.1	4/9/2012 20:51	62.9	7/9/2012 19:01	64.9
29/8/2012 20:16	64.2	31/8/2012 21:26	61.8	2/9/2012 10:36	64.1	2/9/2012 19:46	64.4	4/9/2012 20:56	63.1	7/9/2012 19:06	65.9
29/8/2012 20:21	62.5	31/8/2012 21:31	63.0	2/9/2012 10:41	63.4	2/9/2012 19:51	63.9	4/9/2012 21:01	62.6	7/9/2012 19:11	64.2
29/8/2012 20:26	64.5	31/8/2012 21:36	62.5	2/9/2012 10:46	63.8	2/9/2012 19:56	63.6	4/9/2012 21:06	63.8	7/9/2012 19:16	63.6
29/8/2012 20:31	62.9	31/8/2012 21:41	61.8	2/9/2012 10:51	64.3	2/9/2012 20:01	64.0	4/9/2012 21:11	63.3	7/9/2012 19:21	64.6
29/8/2012 20:36	62.9	31/8/2012 21:46	61.4	2/9/2012 10:56	63.4	2/9/2012 20:06	63.1	4/9/2012 21:16	63.2	7/9/2012 19:26	65.8
29/8/2012 20:41	62.8	31/8/2012 21:51	63.7	2/9/2012 11:01	63.2	2/9/2012 20:11	64.3	4/9/2012 21:21	62.4	7/9/2012 19:31	64.5
29/8/2012 20:46	63.7	31/8/2012 21:56	61.9	2/9/2012 11:06	64.3	2/9/2012 20:16	63.6	4/9/2012 21:26	62.7	7/9/2012 19:36	64.9
29/8/2012 20:51	62.7	31/8/2012 22:01	62.2	2/9/2012 11:11	64.2	2/9/2012 20:21	64.0	4/9/2012 21:31	62.0	7/9/2012 19:41	64.9
29/8/2012 20:56	63.1	31/8/2012 22:06	61.8	2/9/2012 11:16	63.4	2/9/2012 20:26	63.4	4/9/2012 21:36	62.1	7/9/2012 19:46	63.6
29/8/2012 21:01	63.4	31/8/2012 22:11	63.2	2/9/2012 11:21	62.2	2/9/2012 20:31	64.1	4/9/2012 21:41	62.8	7/9/2012 19:51	65.6
29/8/2012 21:06	65.0	31/8/2012 22:16	61.9	2/9/2012 11:26	62.2	2/9/2012 20:36	63.9	4/9/2012 21:46	62.2	7/9/2012 19:56	65.2
29/8/2012 21:11	63.5	31/8/2012 22:21	62.0	2/9/2012 11:31	63.0	2/9/2012 20:41	63.6	4/9/2012 21:51	61.8	7/9/2012 20:01	66.6
29/8/2012 21:16	65.2	31/8/2012 22:26	61.8	2/9/2012 11:36	62.3	2/9/2012 20:46	63.5	4/9/2012 21:56	62.2	7/9/2012 20:06	66.7
29/8/2012 21:21	66.2	31/8/2012 22:31	60.8	2/9/2012 11:41	61.9	2/9/2012 20:51	63.7	4/9/2012 22:01	62.1	7/9/2012 20:11	65.6
29/8/2012 21:26	63.4	31/8/2012 22:36	61.3	2/9/2012 11:46	6						

Real-time Noise Data RTN2 (Oil Street Community Liaison Centre)

8/9/2012 19:36	65.6	9/9/2012 12:46	63.0	9/9/2012 21:56	61.3	12/9/2012 19:06	65.2	14/9/2012 22:16	62.0	16/9/2012 11:26	64.2
8/9/2012 19:41	64.9	9/9/2012 12:51	62.6	9/9/2012 22:01	61.5	12/9/2012 19:11	65.2	14/9/2012 22:21	62.1	16/9/2012 11:31	65.0
8/9/2012 19:46	65.9	9/9/2012 12:56	62.8	9/9/2012 22:06	61.0	12/9/2012 19:16	64.9	14/9/2012 22:26	61.4	16/9/2012 11:36	62.3
8/9/2012 19:51	64.7	9/9/2012 13:01	62.1	9/9/2012 22:11	60.8	12/9/2012 19:21	64.7	14/9/2012 22:31	62.1	16/9/2012 11:41	63.6
8/9/2012 19:56	67.1	9/9/2012 13:06	61.7	9/9/2012 22:16	62.0	12/9/2012 19:26	64.7	14/9/2012 22:36	61.5	16/9/2012 11:46	63.0
8/9/2012 20:01	67.3	9/9/2012 13:11	62.2	9/9/2012 22:21	61.6	12/9/2012 19:31	65.3	14/9/2012 22:41	61.5	16/9/2012 11:51	62.1
8/9/2012 20:06	66.1	9/9/2012 13:16	63.0	9/9/2012 22:26	61.1	12/9/2012 19:36	65.1	14/9/2012 22:46	62.3	16/9/2012 11:56	61.7
8/9/2012 20:11	65.1	9/9/2012 13:21	62.1	9/9/2012 22:31	61.6	12/9/2012 19:41	64.5	14/9/2012 22:51	61.4	16/9/2012 12:01	62.4
8/9/2012 20:16	65.0	9/9/2012 13:26	62.6	9/9/2012 22:36	61.2	12/9/2012 19:46	64.1	14/9/2012 22:56	61.8	16/9/2012 12:06	62.5
8/9/2012 20:21	65.0	9/9/2012 13:31	63.4	9/9/2012 22:41	61.2	12/9/2012 19:51	64.1	15/9/2012 19:01	63.8	16/9/2012 12:11	63.1
8/9/2012 20:26	64.1	9/9/2012 13:36	63.1	9/9/2012 22:46	61.4	12/9/2012 19:56	64.2	15/9/2012 19:06	61.3	16/9/2012 12:16	61.9
8/9/2012 20:31	63.0	9/9/2012 13:41	63.2	9/9/2012 22:51	61.7	12/9/2012 20:01	64.2	15/9/2012 19:11	60.9	16/9/2012 12:21	63.4
8/9/2012 20:36	63.1	9/9/2012 13:46	63.8	9/9/2012 22:56	61.2	12/9/2012 20:06	63.5	15/9/2012 19:16	59.7	16/9/2012 12:26	63.4
8/9/2012 20:41	63.0	9/9/2012 13:51	63.6	9/9/2012 23:01	62.5	12/9/2012 20:11	64.6	15/9/2012 19:21	59.7	16/9/2012 12:31	62.1
8/9/2012 20:46	63.4	9/9/2012 13:56	62.7	9/9/2012 23:06	62.8	12/9/2012 20:16	64.2	15/9/2012 19:26	61.4	16/9/2012 12:36	62.7
8/9/2012 20:51	63.0	9/9/2012 14:01	63.6	9/9/2012 23:11	63.9	12/9/2012 20:21	64.6	15/9/2012 19:31	61.0	16/9/2012 12:41	62.6
8/9/2012 20:56	62.6	9/9/2012 14:06	63.5	9/9/2012 23:16	63.4	12/9/2012 20:26	64.8	15/9/2012 19:36	62.0	16/9/2012 12:46	62.4
8/9/2012 21:01	62.6	9/9/2012 14:11	63.1	9/9/2012 23:21	62.6	12/9/2012 20:31	64.0	15/9/2012 19:41	61.8	16/9/2012 12:51	62.9
8/9/2012 21:06	62.7	9/9/2012 14:16	63.1	9/9/2012 23:26	63.2	12/9/2012 20:36	64.7	15/9/2012 19:46	62.4	16/9/2012 12:56	62.8
8/9/2012 21:11	63.0	9/9/2012 14:21	63.3	9/9/2012 23:31	63.4	12/9/2012 20:41	64.0	15/9/2012 19:51	62.8	16/9/2012 13:01	65.1
8/9/2012 21:16	62.6	9/9/2012 14:26	64.8	9/9/2012 23:36	63.6	12/9/2012 20:46	63.4	15/9/2012 19:56	63.2	16/9/2012 13:06	64.3
8/9/2012 21:21	62.5	9/9/2012 14:31	63.7	9/9/2012 23:41	63.6	12/9/2012 20:51	61.6	15/9/2012 20:01	63.4	16/9/2012 13:11	62.4
8/9/2012 21:26	63.2	9/9/2012 14:36	64.2	9/9/2012 23:46	62.8	12/9/2012 20:56	61.8	15/9/2012 20:06	62.8	16/9/2012 13:16	62.5
8/9/2012 21:31	63.0	9/9/2012 14:41	65.2	9/9/2012 23:51	62.0	12/9/2012 22:01	61.6	15/9/2012 20:11	61.7	16/9/2012 13:21	63.1
8/9/2012 21:36	63.0	9/9/2012 14:46	65.6	9/9/2012 23:56	62.6	12/9/2012 22:06	62.0	15/9/2012 20:16	61.8	16/9/2012 13:26	64.7
8/9/2012 21:41	63.0	9/9/2012 14:51	66.0	9/9/2012 24:01	61.8	12/9/2012 22:11	60.9	15/9/2012 20:21	61.6	16/9/2012 13:31	63.0
8/9/2012 21:46	62.7	9/9/2012 14:56	64.9	9/9/2012 24:06	62.5	12/9/2012 22:16	61.6	15/9/2012 20:26	61.8	16/9/2012 13:36	62.3
8/9/2012 21:51	62.6	9/9/2012 15:01	67.8	9/9/2012 24:11	63.0	12/9/2012 22:21	61.1	15/9/2012 20:31	62.2	16/9/2012 13:41	63.7
8/9/2012 21:56	62.9	9/9/2012 15:06	64.5	9/9/2012 24:16	62.4	12/9/2012 22:26	62.0	15/9/2012 20:36	62.0	16/9/2012 13:46	63.6
8/9/2012 22:01	62.9	9/9/2012 15:11	64.1	9/9/2012 24:21	62.5	12/9/2012 22:31	61.0	15/9/2012 20:41	62.7	16/9/2012 13:51	63.9
8/9/2012 22:06	63.0	9/9/2012 15:16	64.3	9/9/2012 24:26	62.2	12/9/2012 22:36	61.8	15/9/2012 20:46	61.3	16/9/2012 13:56	63.0
8/9/2012 22:11	63.2	9/9/2012 15:21	65.2	9/9/2012 24:31	62.0	12/9/2012 22:41	61.7	15/9/2012 20:51	62.4	16/9/2012 14:01	64.0
8/9/2012 22:16	63.0	9/9/2012 15:26	64.8	9/9/2012 24:36	62.3	12/9/2012 22:46	61.4	15/9/2012 20:56	62.9	16/9/2012 14:06	63.5
8/9/2012 22:21	63.2	9/9/2012 15:31	64.6	9/9/2012 24:41	61.9	12/9/2012 22:51	61.2	15/9/2012 21:01	62.8	16/9/2012 14:11	64.1
8/9/2012 22:26	62.4	9/9/2012 15:36	63.0	9/9/2012 24:46	61.9	12/9/2012 22:56	61.0	15/9/2012 21:06	62.1	16/9/2012 14:16	63.3
8/9/2012 22:31	62.7	9/9/2012 15:41	62.7	9/9/2012 24:51	62.4	13/9/2012 19:01	64.3	15/9/2012 21:11	62.4	16/9/2012 14:21	64.0
8/9/2012 22:36	62.8	9/9/2012 15:46	63.1	9/9/2012 24:56	62.0	13/9/2012 19:06	64.1	15/9/2012 21:16	61.8	16/9/2012 14:26	63.2
8/9/2012 22:41	62.3	9/9/2012 15:51	63.8	9/9/2012 25:01	61.9	13/9/2012 19:11	65.4	15/9/2012 21:21	62.2	16/9/2012 14:31	63.8
8/9/2012 22:46	62.5	9/9/2012 15:56	63.2	9/9/2012 25:06	62.0	13/9/2012 19:16	66.4	15/9/2012 21:26	61.8	16/9/2012 14:36	63.8
8/9/2012 22:51	62.1	9/9/2012 16:01	62.6	9/9/2012 25:11	61.9	13/9/2012 19:21	65.9	15/9/2012 21:31	61.1	16/9/2012 14:41	63.6
8/9/2012 22:56	62.8	9/9/2012 16:06	63.1	9/9/2012 25:16	62.2	13/9/2012 19:26	65.1	15/9/2012 21:36	61.3	16/9/2012 14:46	62.5
9/9/2012 7:01	62.9	9/9/2012 16:11	62.8	9/9/2012 25:21	61.9	13/9/2012 19:31	65.5	15/9/2012 21:41	61.1	16/9/2012 14:51	62.4
9/9/2012 7:06	63.5	9/9/2012 16:16	63.0	9/9/2012 25:26	62.4	13/9/2012 19:36	65.5	15/9/2012 21:46	61.2	16/9/2012 14:56	62.6
9/9/2012 7:11	63.9	9/9/2012 16:21	62.3	9/9/2012 25:31	62.2	13/9/2012 19:41	65.2	15/9/2012 21:51	61.3	16/9/2012 15:01	64.7
9/9/2012 7:16	62.9	9/9/2012 16:26	62.8	9/9/2012 25:36	61.8	13/9/2012 19:46	64.8	15/9/2012 21:56	61.0	16/9/2012 15:06	64.0
9/9/2012 7:21	61.9	9/9/2012 16:31	62.6	9/9/2012 25:41	62.1	13/9/2012 19:51	65.4	15/9/2012 22:01	62.0	16/9/2012 15:11	66.7
9/9/2012 7:26	62.8	9/9/2012 16:36	63.6	9/9/2012 25:46	62.2	13/9/2012 19:56	65.0	15/9/2012 22:06	63.0	16/9/2012 15:16	63.3
9/9/2012 7:31	63.7	9/9/2012 16:41	62.5	9/9/2012 25:51	62.0	13/9/2012 20:01	65.7	15/9/2012 22:11	62.0	16/9/2012 15:21	63.3
9/9/2012 7:36	62.6	9/9/2012 16:46	62.9	9/9/2012 25:56	62.6	13/9/2012 20:06	63.7	15/9/2012 22:16	61.2	16/9/2012 15:26	62.8
9/9/2012 7:41	63.8	9/9/2012 16:51	62.5	9/9/2012 26:01	61.6	13/9/2012 20:11	64.9	15/9/2012 22:21	61.6	16/9/2012 15:31	63.1
9/9/2012 7:46	65.7	9/9/2012 16:56	62.9	9/9/2012 26:06	61.6	13/9/2012 20:16	64.1	15/9/2012 22:26	61.5	16/9/2012 15:36	63.5
9/9/2012 7:51	61.3	9/9/2012 17:01	63.9	9/9/2012 26:11	62.1	13/9/2012 20:21	64.4	15/9/2012 22:31	60.7	16/9/2012 15:41	65.3
9/9/2012 7:56	62.6	9/9/2012 17:06	63.2	9/9/2012 26:16	61.5	13/9/2012 20:26	63.8	15/9/2012 22:36	61.1	16/9/2012 15:46	67.3
9/9/2012 8:01	62.5	9/9/2012 17:11	63.0	9/9/2012 26:21	61.4	13/9/2012 20:31	63.3	15/9/2012 22:41	61.0	16/9/2012 15:51	67.5
9/9/2012 8:06	62.6	9/9/2012 17:16	62.6	9/9/2012 26:26	61.8	13/9/2012 20:36	65.1	15/9/2012 22:46	61.6	16/9/2012 15:56	64.0
9/9/2012 8:11	62.1	9/9/2012 17:21	62.7	9/9/2012 26:31	62.1	13/9/2012 20:41	63.4	15/9/2012 22:51	61.4	16/9/2012 16:01	63.2
9/9/2012 8:16	61.9	9/9/2012 17:26	62.9	9/9/2012 26:36	61.4	13/9/2012 20:46	63.3	15/9/2012 22:56	61.1	16/9/2012 16:06	62.4
9/9/2012 8:21	62.3	9/9/2012 17:31	62.4	9/9/2012 26:41	61.4	13/9/2012 20:51	63.9	16/9/2012 7:01	63.3	16/9/2012 16:11	63.4
9/9/2012 8:26	62.3	9/9/2012 17:36	62.9	9/9/2012 26:46	61.5	13/9/2012 20:56	63.4	16/9/2012 7:06	62.8	16/9/2012 16:16	63.8
9/9/2012 8:31	64.3	9/9/2012 17:41	63.0	9/9/2012 26:51	61.1	13/9/2012 21:01	62.9	16/9/2012 7:11	63.1	16/9/2012 16:21	64.5
9/9/2012 8:36	65.0	9/9/2012 17:46	62.1	9/9/2012 26:56	61.4	13/9/2012 21:06	62.3	16/9/2012 7:16	63.4	16/9/2012 16:26	65.1
9/9/2012 8:41	65.8	9/9/2012 17:51	62.5	11/9/2012 19:01	64.1	13/9/2012 21:11	62.5	16/9/2012 7:21	66.3	16/9/2012 16:31	64.3
9/9/2012 8:46	67.3	9/9/2012 17:56	63.5	11/9/2012 19:06	64.0	13/9/2012 21:16	62.6	16/9/2012 7:26	62.8	16/9/2012 16:36	62.6
9/9/2012 8:51	66.7	9/9/2012 18:01	65.8	11/9/2012 19:11	64.0	13/9/2012 21:21	62.2	16/9/2012 7:31	63.3	16/9/2012 16:41	63.2
9/9/2012 8:56	66.8	9/9/2012 18:06	64.4	11/9/2012 19:16	64.0	13/9/2012 21:26	62.1	16/9/2012 7:36	62.9	16/9/2012 16:46	62.7
9/9/2012 9:01	67.3	9/9/2012 18:11	65.1	11/9/2012 19:21	63.5	13/9/2012 21:31	62.0	16/9/2012 7:41	61.3	16/9/2012 16:51	63.9
9/9/2012 9:06	65.7	9/9/2012 18:16	63.6	11/9/2012 19:26	64.0	13/9/2012 21:36	62.1	16/9/2012 7:46	61.2	16/9/2012 16:56	63.6
9/9/2012 9:11	63.7	9/9/2012 18:21	62.3	11/9/2012 19:31	63.9	13/9/2012 21:41	62.3	16/9/2012 7:51	61.9	16/9/2012 17:01	62.7
9/9/2012 9:16	64.1	9/9/2012 18:26	62.6	11/9/2012 19:36	63.3	13/9/2012 21:46	61.9	16/9/2012 7:56	63.7	16/9/2012 17:06	62.9
9/9/2012 9:21	64.7	9/9/2012 18:31	62.9	11/9/2012 19:41	63.5	13/9/2012 22:51	61.5	16/9/2012 8:01	61.4	16/9/2012 17:11	61.9
9/9/2											

Real-time Noise Data RTN2 (Oil Street Community Liaison Centre)

16/9/2012 20:36	60.8	18/9/2012 21:46	61.5	20/9/2012 22:56	61.7	23/9/2012 8:06	64.0	23/9/2012 17:16	64.3	24/9/2012 22:26	66.5
16/9/2012 20:41	61.0	18/9/2012 21:51	61.9	21/9/2012 19:01	61.2	23/9/2012 8:11	64.1	23/9/2012 17:21	62.9	24/9/2012 22:31	65.7
16/9/2012 20:46	60.9	18/9/2012 21:56	61.8	21/9/2012 19:06	60.5	23/9/2012 8:16	65.0	23/9/2012 17:26	64.8	24/9/2012 22:36	66.5
16/9/2012 20:51	61.3	18/9/2012 22:01	62.1	21/9/2012 19:11	62.9	23/9/2012 8:21	65.1	23/9/2012 17:31	64.2	24/9/2012 22:41	66.4
16/9/2012 20:56	61.3	18/9/2012 22:06	61.5	21/9/2012 19:16	61.5	23/9/2012 8:26	63.9	23/9/2012 17:36	63.8	24/9/2012 22:46	68.0
16/9/2012 21:01	61.4	18/9/2012 22:11	61.4	21/9/2012 19:21	61.1	23/9/2012 8:31	64.2	23/9/2012 17:41	63.5	24/9/2012 22:51	67.2
16/9/2012 21:06	61.5	18/9/2012 22:16	61.0	21/9/2012 19:26	62.6	23/9/2012 8:36	64.2	23/9/2012 17:46	65.4	24/9/2012 22:56	66.2
16/9/2012 21:11	61.4	18/9/2012 22:21	61.6	21/9/2012 19:31	61.3	23/9/2012 8:41	64.5	23/9/2012 17:51	64.8	25/9/2012 19:01	65.9
16/9/2012 21:16	61.4	18/9/2012 22:26	62.5	21/9/2012 19:36	60.5	23/9/2012 8:46	65.1	23/9/2012 17:56	65.6	25/9/2012 19:06	66.3
16/9/2012 21:21	62.0	18/9/2012 22:31	61.3	21/9/2012 19:41	60.3	23/9/2012 8:51	65.4	23/9/2012 18:01	64.2	25/9/2012 19:11	65.8
16/9/2012 21:26	61.9	18/9/2012 22:36	61.9	21/9/2012 19:46	62.0	23/9/2012 8:56	65.9	23/9/2012 18:06	62.7	25/9/2012 19:16	65.5
16/9/2012 21:31	61.3	18/9/2012 22:41	62.3	21/9/2012 19:51	61.4	23/9/2012 9:01	63.9	23/9/2012 18:11	64.5	25/9/2012 19:21	65.2
16/9/2012 21:36	61.5	18/9/2012 22:46	61.2	21/9/2012 19:56	61.5	23/9/2012 9:06	64.1	23/9/2012 18:16	67.7	25/9/2012 19:26	65.0
16/9/2012 21:41	60.7	18/9/2012 22:51	61.1	21/9/2012 20:01	62.0	23/9/2012 9:11	63.9	23/9/2012 18:21	68.3	25/9/2012 19:31	64.6
16/9/2012 21:46	61.5	18/9/2012 22:56	61.0	21/9/2012 20:06	62.6	23/9/2012 9:16	63.5	23/9/2012 18:26	66.7	25/9/2012 19:36	65.1
16/9/2012 21:51	61.7	19/9/2012 19:01	66.1	21/9/2012 20:11	62.0	23/9/2012 9:21	63.4	23/9/2012 18:31	65.0	25/9/2012 19:41	64.8
16/9/2012 21:56	62.2	19/9/2012 19:06	64.9	21/9/2012 20:16	62.6	23/9/2012 9:26	63.4	23/9/2012 18:36	63.4	25/9/2012 19:46	64.8
16/9/2012 22:01	61.8	19/9/2012 19:11	64.8	21/9/2012 20:21	62.4	23/9/2012 9:31	63.9	23/9/2012 18:41	62.9	25/9/2012 19:51	66.3
16/9/2012 22:06	61.2	19/9/2012 19:16	64.8	21/9/2012 20:26	62.8	23/9/2012 9:36	63.7	23/9/2012 18:46	63.4	25/9/2012 19:56	66.2
16/9/2012 22:11	61.0	19/9/2012 19:21	64.4	21/9/2012 20:31	62.6	23/9/2012 9:41	63.5	23/9/2012 18:51	63.6	25/9/2012 20:01	64.9
16/9/2012 22:16	61.4	19/9/2012 19:26	63.7	21/9/2012 20:36	62.3	23/9/2012 9:46	64.0	23/9/2012 18:56	62.0	25/9/2012 20:06	65.5
16/9/2012 22:21	60.8	19/9/2012 19:31	63.9	21/9/2012 20:41	62.8	23/9/2012 9:51	63.9	23/9/2012 19:01	62.6	25/9/2012 20:11	64.8
16/9/2012 22:26	61.3	19/9/2012 19:36	62.7	21/9/2012 20:46	62.9	23/9/2012 9:56	63.5	23/9/2012 19:06	62.1	25/9/2012 20:16	65.3
16/9/2012 22:31	60.8	19/9/2012 19:41	62.7	21/9/2012 20:51	63.1	23/9/2012 10:01	64.5	23/9/2012 19:11	61.7	25/9/2012 20:21	65.3
16/9/2012 22:36	61.3	19/9/2012 19:46	62.5	21/9/2012 20:56	64.3	23/9/2012 10:06	66.0	23/9/2012 19:16	61.6	25/9/2012 20:26	66.2
16/9/2012 22:41	60.8	19/9/2012 19:51	62.3	21/9/2012 21:01	62.9	23/9/2012 10:11	65.1	23/9/2012 19:21	62.5	25/9/2012 20:31	66.8
16/9/2012 22:46	61.3	19/9/2012 19:56	63.3	21/9/2012 21:06	62.6	23/9/2012 10:16	65.7	23/9/2012 19:26	61.4	25/9/2012 20:36	64.4
16/9/2012 22:51	60.4	19/9/2012 20:01	62.8	21/9/2012 21:11	62.9	23/9/2012 10:21	66.1	23/9/2012 19:31	61.7	25/9/2012 20:41	65.2
16/9/2012 22:56	61.2	19/9/2012 20:06	61.8	21/9/2012 21:16	63.1	23/9/2012 10:26	65.8	23/9/2012 19:36	62.2	25/9/2012 20:46	65.3
17/9/2012 19:01	64.8	19/9/2012 20:11	62.1	21/9/2012 21:21	62.4	23/9/2012 10:31	66.1	23/9/2012 19:41	61.9	25/9/2012 20:51	65.3
17/9/2012 19:06	64.4	19/9/2012 20:16	62.8	21/9/2012 21:26	62.2	23/9/2012 10:36	66.7	23/9/2012 19:46	61.7	25/9/2012 20:56	63.7
17/9/2012 19:11	63.8	19/9/2012 20:21	62.7	21/9/2012 21:31	62.3	23/9/2012 10:41	66.0	23/9/2012 19:51	62.4	25/9/2012 21:01	62.8
17/9/2012 19:16	63.3	19/9/2012 20:26	62.6	21/9/2012 21:36	62.5	23/9/2012 10:46	65.8	23/9/2012 19:56	61.7	25/9/2012 21:06	62.9
17/9/2012 19:21	63.0	19/9/2012 20:31	62.6	21/9/2012 21:41	62.9	23/9/2012 10:51	65.4	23/9/2012 20:01	61.3	25/9/2012 21:11	62.9
17/9/2012 19:26	62.9	19/9/2012 20:36	62.6	21/9/2012 21:46	62.9	23/9/2012 10:56	66.1	23/9/2012 20:06	61.7	25/9/2012 21:16	62.2
17/9/2012 19:31	63.5	19/9/2012 20:41	63.1	21/9/2012 21:51	63.1	23/9/2012 11:01	66.5	23/9/2012 20:11	62.2	25/9/2012 21:21	62.6
17/9/2012 19:36	62.8	19/9/2012 20:46	63.2	21/9/2012 21:56	62.5	23/9/2012 11:06	65.5	23/9/2012 20:16	61.8	25/9/2012 21:26	62.6
17/9/2012 19:41	63.0	19/9/2012 20:51	63.1	21/9/2012 22:01	62.9	23/9/2012 11:11	64.7	23/9/2012 20:21	61.3	25/9/2012 21:31	62.2
17/9/2012 19:46	63.1	19/9/2012 20:56	62.8	21/9/2012 22:06	62.5	23/9/2012 11:16	64.7	23/9/2012 20:26	61.6	25/9/2012 21:36	62.3
17/9/2012 19:51	63.1	19/9/2012 21:01	62.4	21/9/2012 22:11	62.5	23/9/2012 11:21	63.4	23/9/2012 20:31	62.8	25/9/2012 21:41	62.2
17/9/2012 19:56	63.2	19/9/2012 21:06	62.8	21/9/2012 22:16	62.7	23/9/2012 11:26	62.9	23/9/2012 20:36	62.4	25/9/2012 21:46	62.8
17/9/2012 20:01	64.1	19/9/2012 21:11	62.8	21/9/2012 22:21	62.8	23/9/2012 11:31	62.3	23/9/2012 20:41	61.8	25/9/2012 21:51	62.2
17/9/2012 20:06	64.2	19/9/2012 21:16	63.2	21/9/2012 22:26	63.1	23/9/2012 11:36	62.4	23/9/2012 20:46	61.8	25/9/2012 21:56	62.3
17/9/2012 20:11	63.5	19/9/2012 21:21	62.6	21/9/2012 22:31	62.4	23/9/2012 11:41	63.9	23/9/2012 20:51	62.1	25/9/2012 22:01	62.3
17/9/2012 20:16	64.8	19/9/2012 21:26	62.8	21/9/2012 22:36	62.7	23/9/2012 11:46	63.2	23/9/2012 20:56	61.8	25/9/2012 22:06	61.9
17/9/2012 20:21	64.5	19/9/2012 21:31	62.4	21/9/2012 22:41	62.9	23/9/2012 11:51	62.8	23/9/2012 21:01	62.1	25/9/2012 22:11	61.5
17/9/2012 20:26	64.1	19/9/2012 21:36	62.5	21/9/2012 22:46	62.9	23/9/2012 11:56	62.6	23/9/2012 21:06	62.0	25/9/2012 22:16	61.6
17/9/2012 20:31	64.5	19/9/2012 21:41	63.0	21/9/2012 22:51	63.2	23/9/2012 12:01	62.9	23/9/2012 21:11	62.2	25/9/2012 22:21	61.8
17/9/2012 20:36	63.5	19/9/2012 21:46	62.3	21/9/2012 22:56	63.2	23/9/2012 12:06	63.1	23/9/2012 21:16	61.6	25/9/2012 22:26	61.3
17/9/2012 20:41	61.9	19/9/2012 21:51	62.7	22/9/2012 19:01	65.5	23/9/2012 12:11	63.3	23/9/2012 21:21	61.6	25/9/2012 22:31	62.0
17/9/2012 20:46	61.4	19/9/2012 21:56	62.1	22/9/2012 19:06	65.4	23/9/2012 12:16	63.4	23/9/2012 21:26	62.5	25/9/2012 22:36	61.8
17/9/2012 20:51	61.8	19/9/2012 22:01	62.2	22/9/2012 19:11	65.8	23/9/2012 12:21	63.5	23/9/2012 21:31	61.8	25/9/2012 22:41	61.4
17/9/2012 20:56	62.5	19/9/2012 22:06	61.9	22/9/2012 19:16	65.0	23/9/2012 12:26	63.8	23/9/2012 21:36	62.4	25/9/2012 22:46	61.7
17/9/2012 21:01	62.4	19/9/2012 22:11	62.3	22/9/2012 19:21	64.6	23/9/2012 12:31	64.5	23/9/2012 21:41	62.0	25/9/2012 22:51	61.8
17/9/2012 21:06	61.9	19/9/2012 22:16	61.7	22/9/2012 19:26	64.3	23/9/2012 12:36	63.9	23/9/2012 21:46	61.5	25/9/2012 22:56	61.6
17/9/2012 21:11	62.1	19/9/2012 22:21	61.6	22/9/2012 19:31	64.1	23/9/2012 12:41	63.6	23/9/2012 21:51	62.2	26/9/2012 19:01	64.4
17/9/2012 21:16	62.8	19/9/2012 22:26	60.9	22/9/2012 19:36	65.5	23/9/2012 12:46	63.9	23/9/2012 21:56	61.9	26/9/2012 19:06	65.1
17/9/2012 21:21	62.2	19/9/2012 22:31	61.7	22/9/2012 19:41	64.9	23/9/2012 12:51	63.8	23/9/2012 22:01	61.6	26/9/2012 19:11	63.1
17/9/2012 21:26	62.6	19/9/2012 22:36	61.5	22/9/2012 19:46	64.7	23/9/2012 12:56	63.3	23/9/2012 22:06	61.1	26/9/2012 19:16	63.0
17/9/2012 21:31	62.0	19/9/2012 22:41	61.0	22/9/2012 19:51	63.5	23/9/2012 13:01	63.3	23/9/2012 22:11	61.5	26/9/2012 19:21	62.8
17/9/2012 21:36	63.3	19/9/2012 22:46	61.4	22/9/2012 19:56	62.7	23/9/2012 13:06	63.9	23/9/2012 22:16	61.6	26/9/2012 19:26	63.2
17/9/2012 21:41	62.6	19/9/2012 22:51	61.1	22/9/2012 20:01	62.8	23/9/2012 13:11	64.7	23/9/2012 22:21	61.3	26/9/2012 19:31	63.6
17/9/2012 21:46	61.7	19/9/2012 22:56	61.4	22/9/2012 20:06	62.7	23/9/2012 13:16	66.6	23/9/2012 22:26	61.5	26/9/2012 19:36	62.5
17/9/2012 21:51	62.8	20/9/2012 19:01	64.7	22/9/2012 20:11	62.6	23/9/2012 13:21	65.1	23/9/2012 22:31	61.4	26/9/2012 19:41	63.4
17/9/2012 21:56	62.1	20/9/2012 19:06	63.5	22/9/2012 20:16	62.0	23/9/2012 13:26	63.2	23/9/2012 22:36	62.4	26/9/2012 19:46	63.2
17/9/2012 22:01	61.9	20/9/2012 19:11	63.8	22/9/2012 20:21	62.8	23/9/2012 13:31	62.5	23/9/2012 22:41	62.1	26/9/2012 19:51	63.5
17/9/2012 22:06	61.3	20/9/2012 19:16	63.2	22/9/2012 20:26	62.4	23/9/2012 13:36	62.8	23/9/2012 22:46	61.0	26/9/2012 19:56	63.4
17/9/2012 22:11	61.9	20/9/2012 19:21	62.9	22/9/2012 20:31	62.3	23/9/2012 13:41	63.6	23/9/2012 22:51	61.9	26/9/2012 20:01	64.5
17/9/2012 22:16	61.3	20/9/2012 19:26	62.8	22/9/2012 20:36	61.9	23/9/2012 13:46	64.1	23/9/2012 22:56	62.0		

Real-time Noise Data RTN2 (Oil Street Community Liaison Centre)

27/9/2012 19:36	60.9	28/8/2012 5:31	57.6	29/8/2012 6:41	63.3	30/8/2012 23:51	60.4	1/9/2012 1:01	59.6	2/9/2012 2:11	59.8
27/9/2012 19:41	61.5	28/8/2012 5:36	57.1	29/8/2012 6:46	64.2	30/8/2012 23:56	60.4	1/9/2012 1:06	59.1	2/9/2012 2:16	58.7
27/9/2012 19:46	62.4	28/8/2012 5:41	60.8	29/8/2012 6:51	64.3	31/8/2012 0:01	60.1	1/9/2012 1:11	58.5	2/9/2012 2:21	57.3
27/9/2012 19:51	63.1	28/8/2012 5:46	59.3	29/8/2012 6:56	63.8	31/8/2012 0:06	60.9	1/9/2012 1:16	58.5	2/9/2012 2:26	55.7
27/9/2012 19:56	62.6	28/8/2012 5:51	58.3	29/8/2012 23:01	64.0	31/8/2012 0:11	59.9	1/9/2012 1:21	57.8	2/9/2012 2:31	55.7
27/9/2012 20:01	63.9	28/8/2012 5:56	58.5	29/8/2012 23:06	64.6	31/8/2012 0:16	59.9	1/9/2012 1:26	58.0	2/9/2012 2:36	57.2
27/9/2012 20:06	62.7	28/8/2012 6:01	58.1	29/8/2012 23:11	63.1	31/8/2012 0:21	60.0	1/9/2012 1:31	58.2	2/9/2012 2:41	55.7
27/9/2012 20:11	62.6	28/8/2012 6:06	59.4	29/8/2012 23:16	63.5	31/8/2012 0:26	60.1	1/9/2012 1:36	57.5	2/9/2012 2:46	56.7
27/9/2012 20:16	63.0	28/8/2012 6:11	59.0	29/8/2012 23:21	63.7	31/8/2012 0:31	59.5	1/9/2012 1:41	58.3	2/9/2012 2:51	56.2
27/9/2012 20:21	62.5	28/8/2012 6:16	60.3	29/8/2012 23:26	63.1	31/8/2012 0:36	59.1	1/9/2012 1:46	58.2	2/9/2012 2:56	56.1
27/9/2012 20:26	62.2	28/8/2012 6:21	60.6	29/8/2012 23:31	62.9	31/8/2012 0:41	59.2	1/9/2012 1:51	57.9	2/9/2012 3:01	56.4
27/9/2012 20:31	63.1	28/8/2012 6:26	60.4	29/8/2012 23:36	62.9	31/8/2012 0:46	59.7	1/9/2012 1:56	58.4	2/9/2012 3:06	55.9
27/9/2012 20:36	63.2	28/8/2012 6:31	60.7	29/8/2012 23:41	63.2	31/8/2012 0:51	58.5	1/9/2012 2:01	57.7	2/9/2012 3:11	56.2
27/9/2012 20:41	63.0	28/8/2012 6:36	60.5	29/8/2012 23:46	62.5	31/8/2012 0:56	59.6	1/9/2012 2:06	57.5	2/9/2012 3:16	61.3
27/9/2012 20:46	63.3	28/8/2012 6:41	63.1	29/8/2012 23:51	62.0	31/8/2012 1:01	58.5	1/9/2012 2:11	58.4	2/9/2012 3:21	54.8
27/9/2012 20:51	62.6	28/8/2012 6:46	63.2	29/8/2012 23:56	62.0	31/8/2012 1:06	58.6	1/9/2012 2:16	58.0	2/9/2012 3:26	54.6
27/9/2012 20:56	62.9	28/8/2012 6:51	61.9	30/8/2012 0:01	61.6	31/8/2012 1:11	58.2	1/9/2012 2:21	58.1	2/9/2012 3:31	55.6
27/9/2012 21:01	63.1	28/8/2012 6:56	62.4	30/8/2012 0:06	60.9	31/8/2012 1:16	58.2	1/9/2012 2:26	57.2	2/9/2012 3:36	55.5
27/9/2012 21:06	62.2	28/8/2012 23:01	61.8	30/8/2012 0:11	60.5	31/8/2012 1:21	58.4	1/9/2012 2:31	57.4	2/9/2012 3:41	55.0
27/9/2012 21:11	62.5	28/8/2012 23:06	61.9	30/8/2012 0:16	61.4	31/8/2012 1:26	57.3	1/9/2012 2:36	57.9	2/9/2012 3:46	55.7
27/9/2012 21:16	62.0	28/8/2012 23:11	62.0	30/8/2012 0:21	61.4	31/8/2012 1:31	59.5	1/9/2012 2:41	57.1	2/9/2012 3:51	55.4
27/9/2012 21:21	62.5	28/8/2012 23:16	61.6	30/8/2012 0:26	60.6	31/8/2012 1:36	58.8	1/9/2012 2:46	57.4	2/9/2012 3:56	55.1
27/9/2012 21:26	63.3	28/8/2012 23:21	62.2	30/8/2012 0:31	60.5	31/8/2012 1:41	58.5	1/9/2012 2:51	57.3	2/9/2012 4:01	55.0
27/9/2012 21:31	62.4	28/8/2012 23:26	61.9	30/8/2012 0:36	60.0	31/8/2012 1:46	57.6	1/9/2012 2:56	56.2	2/9/2012 4:06	55.3
27/9/2012 21:36	61.9	28/8/2012 23:31	61.9	30/8/2012 0:41	60.5	31/8/2012 1:51	58.4	1/9/2012 3:01	57.1	2/9/2012 4:11	54.7
27/9/2012 21:41	62.2	28/8/2012 23:36	61.3	30/8/2012 0:46	59.9	31/8/2012 1:56	58.1	1/9/2012 3:06	56.7	2/9/2012 4:16	56.4
27/9/2012 21:46	62.5	28/8/2012 23:41	61.5	30/8/2012 0:51	60.7	31/8/2012 2:01	57.8	1/9/2012 3:11	56.7	2/9/2012 4:21	56.2
27/9/2012 21:51	62.0	28/8/2012 23:46	61.7	30/8/2012 0:56	59.2	31/8/2012 2:06	58.0	1/9/2012 3:16	57.5	2/9/2012 4:26	57.1
27/9/2012 21:56	62.4	28/8/2012 23:51	61.5	30/8/2012 1:01	59.9	31/8/2012 2:11	57.5	1/9/2012 3:21	56.3	2/9/2012 4:31	54.8
27/9/2012 22:01	62.5	28/8/2012 23:56	61.4	30/8/2012 1:06	59.8	31/8/2012 2:16	57.5	1/9/2012 3:26	56.4	2/9/2012 4:36	55.9
27/9/2012 22:06	61.7	29/8/2012 0:01	61.0	30/8/2012 1:11	59.5	31/8/2012 2:21	57.0	1/9/2012 3:31	55.8	2/9/2012 4:41	56.1
27/9/2012 22:11	62.1	29/8/2012 0:06	61.2	30/8/2012 1:16	59.4	31/8/2012 2:26	56.5	1/9/2012 3:36	55.8	2/9/2012 4:46	56.0
27/9/2012 22:16	61.8	29/8/2012 0:11	61.8	30/8/2012 1:21	59.4	31/8/2012 2:31	57.5	1/9/2012 3:41	57.8	2/9/2012 4:51	56.8
27/9/2012 22:21	62.3	29/8/2012 0:16	60.9	30/8/2012 1:26	59.2	31/8/2012 2:36	56.8	1/9/2012 3:46	56.5	2/9/2012 4:56	56.6
27/9/2012 22:26	63.9	29/8/2012 0:21	60.3	30/8/2012 1:31	58.6	31/8/2012 2:41	56.9	1/9/2012 3:51	55.2	2/9/2012 5:01	55.7
27/9/2012 22:31	61.6	29/8/2012 0:26	61.2	30/8/2012 1:36	58.2	31/8/2012 2:46	57.2	1/9/2012 3:56	57.3	2/9/2012 5:06	57.3
27/9/2012 22:36	62.1	29/8/2012 0:31	60.6	30/8/2012 1:41	59.2	31/8/2012 2:51	56.9	1/9/2012 4:01	55.6	2/9/2012 5:11	57.9
27/9/2012 22:41	62.2	29/8/2012 0:36	60.9	30/8/2012 1:46	61.2	31/8/2012 2:56	55.9	1/9/2012 4:06	55.6	2/9/2012 5:16	59.0
27/9/2012 22:46	61.7	29/8/2012 0:41	60.6	30/8/2012 1:51	59.4	31/8/2012 3:01	56.4	1/9/2012 4:11	60.2	2/9/2012 5:21	60.7
27/9/2012 22:51	61.8	29/8/2012 0:46	60.5	30/8/2012 1:56	61.6	31/8/2012 3:06	55.6	1/9/2012 4:16	55.9	2/9/2012 5:26	59.4
27/9/2012 22:56	61.5	29/8/2012 0:51	59.8	30/8/2012 2:01	60.5	31/8/2012 3:11	56.6	1/9/2012 4:21	56.3	2/9/2012 5:31	61.0
		29/8/2012 0:56	59.5	30/8/2012 2:06	59.5	31/8/2012 3:16	56.7	1/9/2012 4:26	61.2	2/9/2012 5:36	60.0
		29/8/2012 1:01	59.8	30/8/2012 2:11	59.7	31/8/2012 3:21	56.3	1/9/2012 4:31	63.3	2/9/2012 5:41	59.3
		29/8/2012 1:06	60.0	30/8/2012 2:16	60.0	31/8/2012 3:26	56.8	1/9/2012 4:36	60.4	2/9/2012 5:46	59.3
		29/8/2012 1:11	58.9	30/8/2012 2:21	59.8	31/8/2012 3:31	57.0	1/9/2012 4:41	59.5	2/9/2012 5:51	59.6
		29/8/2012 1:16	59.2	30/8/2012 2:26	59.5	31/8/2012 3:36	56.2	1/9/2012 4:46	60.7	2/9/2012 5:56	60.2
		29/8/2012 1:21	59.2	30/8/2012 2:31	59.5	31/8/2012 3:41	55.7	1/9/2012 4:51	59.2	2/9/2012 6:01	60.2
		29/8/2012 1:26	59.2	30/8/2012 2:36	59.1	31/8/2012 3:46	57.0	1/9/2012 4:56	59.9	2/9/2012 6:06	60.7
		29/8/2012 1:31	58.5	30/8/2012 2:41	59.6	31/8/2012 3:51	56.9	1/9/2012 5:01	59.6	2/9/2012 6:11	62.2
		29/8/2012 1:36	58.9	30/8/2012 2:46	61.5	31/8/2012 3:56	55.4	1/9/2012 5:06	58.2	2/9/2012 6:16	62.0
		29/8/2012 1:41	58.6	30/8/2012 2:51	63.8	31/8/2012 4:01	55.2	1/9/2012 5:11	60.2	2/9/2012 6:21	62.9
		29/8/2012 1:46	58.7	30/8/2012 2:56	63.8	31/8/2012 4:06	56.2	1/9/2012 5:16	60.2	2/9/2012 6:26	61.4
		29/8/2012 1:51	59.0	30/8/2012 3:01	61.6	31/8/2012 4:11	56.0	1/9/2012 5:21	59.8	2/9/2012 6:31	59.4
		29/8/2012 1:56	58.1	30/8/2012 3:06	61.2	31/8/2012 4:16	56.6	1/9/2012 5:26	61.6	2/9/2012 6:36	63.3
		29/8/2012 2:01	58.3	30/8/2012 3:11	63.8	31/8/2012 4:21	56.3	1/9/2012 5:31	59.1	2/9/2012 6:41	61.5
		29/8/2012 2:06	58.1	30/8/2012 3:16	64.8	31/8/2012 4:26	56.1	1/9/2012 5:36	60.7	2/9/2012 6:46	59.7
		29/8/2012 2:11	57.4	30/8/2012 3:21	64.0	31/8/2012 4:31	56.0	1/9/2012 5:41	62.4	2/9/2012 6:51	62.5
		29/8/2012 2:16	57.2	30/8/2012 3:26	63.4	31/8/2012 4:36	55.9	1/9/2012 5:46	62.2	2/9/2012 6:56	61.2
		29/8/2012 2:21	57.7	30/8/2012 3:31	63.7	31/8/2012 4:41	57.0	1/9/2012 5:51	61.6	2/9/2012 23:01	64.5
		29/8/2012 2:26	58.1	30/8/2012 3:36	63.5	31/8/2012 4:46	58.7	1/9/2012 5:56	60.3	2/9/2012 23:06	63.9
		29/8/2012 2:31	57.6	30/8/2012 3:41	61.2	31/8/2012 4:51	57.7	1/9/2012 6:01	61.8	2/9/2012 23:11	63.0
		29/8/2012 2:36	56.9	30/8/2012 3:46	60.4	31/8/2012 4:56	55.6	1/9/2012 6:06	61.5	2/9/2012 23:16	64.5
		29/8/2012 2:41	58.6	30/8/2012 3:51	59.6	31/8/2012 5:01	56.7	1/9/2012 6:11	62.2	2/9/2012 23:21	64.5
		29/8/2012 2:46	57.8	30/8/2012 3:56	59.4	31/8/2012 5:06	56.9	1/9/2012 6:16	62.1	2/9/2012 23:26	63.8
		29/8/2012 2:51	57.8	30/8/2012 4:01	59.5	31/8/2012 5:11	56.3	1/9/2012 6:21	62.2	2/9/2012 23:31	63.5
		29/8/2012 2:56	56.7	30/8/2012 4:06	58.6	31/8/2012 5:16	56.8	1/9/2012 6:26	62.9	2/9/2012 23:36	63.4
		29/8/2012 3:01	57.8	30/8/2012 4:11	59.1	31/8/2012 5:21	56.2	1/9/2012 6:31	63.7	2/9/2012 23:41	64.5
		29/8/2012 3:06	58.8	30/8/2012 4:16	58.4	31/8/2012 5:26	56.7	1/9/2012 6:36	64.2	2/9/2012 23:46	63.7
		29/8/2012 3:11	57.4	30/8/2012 4:21	58.7	31/8/2012 5:31	57.0	1/9/2012 6:41	64.0	2/9/2012 23:51	63.9
		29/8/2012 3:16	56.6	30/8/2012 4:26	57.8	31/8/2012 5:36	58.6	1/9/2012 6:46	64.2	2/9/2012 23:56	62.1
		29/8/2012 3:21	56.3	30/8/2012 4:31	58.5	31/8/2012 5:41	57.6	1/9/2012 6:51	63.8	3/9/2012 0:01	60.9
		29/8/2012 3:26	56.2	30/8/2012 4:36	57.9	31/8/2012 5:46	58.9	1/9/2012 6:56	63.7	3/9/2012 0:06	61.1
		29/8/2012 3:31	57.6	30/8/2012 4:41	58.0	31/8/2012 5:51	58.5	1/9/2012 23:01	64.9	3/9/2012 0:11	61.9
		29/8/2012 3:36	58.2	30/8/2012 4:46	57.6	31/8/2012 5:56	58.0	1/9/2012 23:06	64.7	3/9/2012 0:16	61.3
		29/8/2012 3:41	57.6	30/8/2012 4:51	57.9	31/8/2012 6:01	60.1	1/9/2012 23:11	64.8	3/9/2012 0:21	61.4
		29/8/2012 3:46	56.5	30/8/2012 4:56	57.9	3					

Real-time Noise Data RTN2 (Oil Street Community Liaison Centre)

3/9/2012 3:21	59.4	4/9/2012 4:31	56.6	5/9/2012 5:41	61.2	6/9/2012 6:51	64.8	8/9/2012 0:01	61.7	9/9/2012 1:11	60.4
3/9/2012 3:26	59.6	4/9/2012 4:36	59.5	5/9/2012 5:46	59.8	6/9/2012 6:56	64.4	8/9/2012 0:06	61.8	9/9/2012 1:16	60.7
3/9/2012 3:31	59.7	4/9/2012 4:41	56.3	5/9/2012 5:51	60.1	6/9/2012 23:01	61.6	8/9/2012 0:11	61.4	9/9/2012 1:21	60.3
3/9/2012 3:36	59.2	4/9/2012 4:46	57.3	5/9/2012 5:56	59.8	6/9/2012 23:06	61.8	8/9/2012 0:16	61.5	9/9/2012 1:26	60.5
3/9/2012 3:41	59.5	4/9/2012 4:51	57.1	5/9/2012 6:01	60.0	6/9/2012 23:11	62.5	8/9/2012 0:21	61.2	9/9/2012 1:31	59.6
3/9/2012 3:46	58.7	4/9/2012 4:56	56.4	5/9/2012 6:06	61.1	6/9/2012 23:16	61.4	8/9/2012 0:26	61.9	9/9/2012 1:36	60.3
3/9/2012 3:51	58.9	4/9/2012 5:01	57.1	5/9/2012 6:11	61.0	6/9/2012 23:21	61.0	8/9/2012 0:31	61.4	9/9/2012 1:41	62.0
3/9/2012 3:56	60.1	4/9/2012 5:06	56.9	5/9/2012 6:16	61.0	6/9/2012 23:26	61.4	8/9/2012 0:36	61.8	9/9/2012 1:46	60.4
3/9/2012 4:01	58.4	4/9/2012 5:11	56.8	5/9/2012 6:21	62.2	6/9/2012 23:31	61.5	8/9/2012 0:41	61.4	9/9/2012 1:51	59.6
3/9/2012 4:06	58.7	4/9/2012 5:16	57.1	5/9/2012 6:26	62.2	6/9/2012 23:36	61.5	8/9/2012 0:46	61.2	9/9/2012 1:56	59.8
3/9/2012 4:11	58.3	4/9/2012 5:21	57.1	5/9/2012 6:31	62.6	6/9/2012 23:41	61.2	8/9/2012 0:51	60.6	9/9/2012 2:01	59.3
3/9/2012 4:16	58.7	4/9/2012 5:26	58.4	5/9/2012 6:36	62.5	6/9/2012 23:46	62.3	8/9/2012 0:56	61.6	9/9/2012 2:06	59.6
3/9/2012 4:21	58.7	4/9/2012 5:31	58.1	5/9/2012 6:41	63.0	6/9/2012 23:51	60.7	8/9/2012 1:01	61.1	9/9/2012 2:11	60.0
3/9/2012 4:26	57.7	4/9/2012 5:36	60.5	5/9/2012 6:46	63.9	6/9/2012 23:56	61.3	8/9/2012 1:06	60.6	9/9/2012 2:16	59.6
3/9/2012 4:31	58.4	4/9/2012 5:41	59.8	5/9/2012 6:51	64.1	7/9/2012 0:01	60.6	8/9/2012 1:11	59.9	9/9/2012 2:21	59.6
3/9/2012 4:36	58.1	4/9/2012 5:46	59.4	5/9/2012 6:56	64.5	7/9/2012 0:06	61.3	8/9/2012 1:16	60.7	9/9/2012 2:26	59.3
3/9/2012 4:41	58.3	4/9/2012 5:51	59.4	5/9/2012 23:01	62.4	7/9/2012 0:11	60.7	8/9/2012 1:21	60.6	9/9/2012 2:31	60.2
3/9/2012 4:46	57.7	4/9/2012 5:56	59.4	5/9/2012 23:06	62.8	7/9/2012 0:16	60.4	8/9/2012 1:26	59.9	9/9/2012 2:36	59.8
3/9/2012 4:51	57.8	4/9/2012 6:01	59.9	5/9/2012 23:11	62.8	7/9/2012 0:21	60.9	8/9/2012 1:31	60.3	9/9/2012 2:41	59.4
3/9/2012 4:56	61.6	4/9/2012 6:06	60.0	5/9/2012 23:16	62.1	7/9/2012 0:26	60.4	8/9/2012 1:36	60.5	9/9/2012 2:46	59.4
3/9/2012 5:01	58.6	4/9/2012 6:11	60.1	5/9/2012 23:21	62.1	7/9/2012 0:31	60.2	8/9/2012 1:41	59.9	9/9/2012 2:51	59.4
3/9/2012 5:06	57.4	4/9/2012 6:16	61.4	5/9/2012 23:26	61.7	7/9/2012 0:36	58.6	8/9/2012 1:46	60.2	9/9/2012 2:56	59.5
3/9/2012 5:11	57.7	4/9/2012 6:21	62.3	5/9/2012 23:31	61.4	7/9/2012 0:41	58.1	8/9/2012 1:51	60.4	9/9/2012 3:01	58.8
3/9/2012 5:16	58.1	4/9/2012 6:26	62.1	5/9/2012 23:36	62.1	7/9/2012 0:46	58.8	8/9/2012 1:56	59.5	9/9/2012 3:06	58.8
3/9/2012 5:21	58.8	4/9/2012 6:31	62.2	5/9/2012 23:41	61.0	7/9/2012 0:51	58.5	8/9/2012 2:01	59.7	9/9/2012 3:11	60.1
3/9/2012 5:26	59.0	4/9/2012 6:36	63.5	5/9/2012 23:46	61.3	7/9/2012 0:56	57.4	8/9/2012 2:06	60.4	9/9/2012 3:16	58.5
3/9/2012 5:31	58.4	4/9/2012 6:41	64.9	5/9/2012 23:51	61.4	7/9/2012 1:01	58.4	8/9/2012 2:11	59.9	9/9/2012 3:21	59.0
3/9/2012 5:36	59.2	4/9/2012 6:46	64.7	5/9/2012 23:56	61.5	7/9/2012 1:06	59.3	8/9/2012 2:16	59.3	9/9/2012 3:26	59.3
3/9/2012 5:41	59.0	4/9/2012 6:51	64.2	6/9/2012 0:01	60.6	7/9/2012 1:11	59.4	8/9/2012 2:21	60.0	9/9/2012 3:31	59.1
3/9/2012 5:46	59.9	4/9/2012 6:56	64.9	6/9/2012 0:06	61.1	7/9/2012 1:16	59.7	8/9/2012 2:26	59.0	9/9/2012 3:36	58.0
3/9/2012 5:51	60.1	4/9/2012 23:01	63.3	6/9/2012 0:11	61.5	7/9/2012 1:21	58.3	8/9/2012 2:31	60.3	9/9/2012 3:41	58.7
3/9/2012 5:56	60.5	4/9/2012 23:06	63.9	6/9/2012 0:16	62.2	7/9/2012 1:26	59.1	8/9/2012 2:36	59.1	9/9/2012 3:46	59.5
3/9/2012 6:01	60.4	4/9/2012 23:11	63.7	6/9/2012 0:21	61.1	7/9/2012 1:31	58.9	8/9/2012 2:41	59.8	9/9/2012 3:51	58.6
3/9/2012 6:06	61.3	4/9/2012 23:16	63.9	6/9/2012 0:26	60.7	7/9/2012 1:36	59.1	8/9/2012 2:46	59.2	9/9/2012 3:56	58.8
3/9/2012 6:11	60.9	4/9/2012 23:21	62.4	6/9/2012 0:31	61.5	7/9/2012 1:41	59.1	8/9/2012 2:51	59.6	9/9/2012 4:01	58.4
3/9/2012 6:16	60.3	4/9/2012 23:26	63.5	6/9/2012 0:36	61.1	7/9/2012 1:46	58.5	8/9/2012 2:56	59.5	9/9/2012 4:06	57.8
3/9/2012 6:21	60.4	4/9/2012 23:31	63.0	6/9/2012 0:41	60.8	7/9/2012 1:51	58.9	8/9/2012 3:01	60.3	9/9/2012 4:11	58.5
3/9/2012 6:26	60.3	4/9/2012 23:36	62.9	6/9/2012 0:46	59.3	7/9/2012 1:56	58.6	8/9/2012 3:06	59.1	9/9/2012 4:16	57.6
3/9/2012 6:31	60.5	4/9/2012 23:41	62.6	6/9/2012 0:51	59.9	7/9/2012 2:01	58.2	8/9/2012 3:11	61.3	9/9/2012 4:21	57.8
3/9/2012 6:36	63.1	4/9/2012 23:46	62.8	6/9/2012 0:56	60.0	7/9/2012 2:06	58.0	8/9/2012 3:16	59.6	9/9/2012 4:26	57.3
3/9/2012 6:41	62.4	4/9/2012 23:51	61.9	6/9/2012 1:01	59.8	7/9/2012 2:11	58.5	8/9/2012 3:21	58.7	9/9/2012 4:31	58.5
3/9/2012 6:46	61.8	4/9/2012 23:56	62.3	6/9/2012 1:06	58.9	7/9/2012 2:16	58.2	8/9/2012 3:26	59.1	9/9/2012 4:36	58.7
3/9/2012 6:51	61.2	5/9/2012 0:01	61.2	6/9/2012 1:11	59.0	7/9/2012 2:21	58.7	8/9/2012 3:31	58.8	9/9/2012 4:41	58.2
3/9/2012 6:56	60.9	5/9/2012 0:06	62.0	6/9/2012 1:16	59.0	7/9/2012 2:26	57.9	8/9/2012 3:36	59.2	9/9/2012 4:46	58.8
3/9/2012 23:01	61.2	5/9/2012 0:11	61.3	6/9/2012 1:21	58.8	7/9/2012 2:31	58.3	8/9/2012 3:41	58.0	9/9/2012 4:51	58.7
3/9/2012 23:06	62.0	5/9/2012 0:16	61.8	6/9/2012 1:26	58.9	7/9/2012 2:36	57.3	8/9/2012 3:46	58.8	9/9/2012 4:56	58.5
3/9/2012 23:11	62.2	5/9/2012 0:21	61.8	6/9/2012 1:31	59.4	7/9/2012 2:41	57.0	8/9/2012 3:51	58.6	9/9/2012 5:01	58.2
3/9/2012 23:16	62.2	5/9/2012 0:26	61.7	6/9/2012 1:36	59.0	7/9/2012 2:46	57.7	8/9/2012 3:56	58.2	9/9/2012 5:06	58.0
3/9/2012 23:21	61.3	5/9/2012 0:31	61.6	6/9/2012 1:41	58.4	7/9/2012 2:51	56.7	8/9/2012 4:01	57.6	9/9/2012 5:11	59.5
3/9/2012 23:26	61.0	5/9/2012 0:36	61.9	6/9/2012 1:46	57.8	7/9/2012 2:56	57.0	8/9/2012 4:06	58.6	9/9/2012 5:16	58.3
3/9/2012 23:31	60.8	5/9/2012 0:41	61.7	6/9/2012 1:51	57.7	7/9/2012 3:01	56.8	8/9/2012 4:11	57.9	9/9/2012 5:21	58.8
3/9/2012 23:36	61.0	5/9/2012 0:46	60.8	6/9/2012 1:56	57.4	7/9/2012 3:06	56.6	8/9/2012 4:16	57.6	9/9/2012 5:26	58.7
3/9/2012 23:41	60.4	5/9/2012 0:51	60.6	6/9/2012 2:01	57.4	7/9/2012 3:11	56.6	8/9/2012 4:21	58.2	9/9/2012 5:31	57.8
3/9/2012 23:46	59.9	5/9/2012 0:56	60.5	6/9/2012 2:06	57.9	7/9/2012 3:16	56.6	8/9/2012 4:26	58.1	9/9/2012 5:36	58.6
3/9/2012 23:51	59.9	5/9/2012 1:01	60.2	6/9/2012 2:11	57.7	7/9/2012 3:21	56.5	8/9/2012 4:31	59.0	9/9/2012 5:41	58.7
3/9/2012 23:56	60.0	5/9/2012 1:06	61.0	6/9/2012 2:16	57.5	7/9/2012 3:26	57.2	8/9/2012 4:36	58.8	9/9/2012 5:46	57.7
4/9/2012 0:01	59.9	5/9/2012 1:11	60.0	6/9/2012 2:21	57.9	7/9/2012 3:31	57.4	8/9/2012 4:41	57.9	9/9/2012 5:51	59.1
4/9/2012 0:06	60.7	5/9/2012 1:16	60.1	6/9/2012 2:26	57.7	7/9/2012 3:36	56.5	8/9/2012 4:46	58.7	9/9/2012 5:56	59.4
4/9/2012 0:11	60.3	5/9/2012 1:21	60.1	6/9/2012 2:31	57.6	7/9/2012 3:41	56.4	8/9/2012 4:51	58.3	9/9/2012 6:01	59.6
4/9/2012 0:16	60.5	5/9/2012 1:26	60.2	6/9/2012 2:36	58.7	7/9/2012 3:46	59.3	8/9/2012 4:56	57.5	9/9/2012 6:06	60.6
4/9/2012 0:21	59.9	5/9/2012 1:31	59.7	6/9/2012 2:41	56.6	7/9/2012 3:51	56.0	8/9/2012 5:01	57.9	9/9/2012 6:11	59.0
4/9/2012 0:26	60.2	5/9/2012 1:36	59.3	6/9/2012 2:46	57.2	7/9/2012 3:56	56.4	8/9/2012 5:06	57.2	9/9/2012 6:16	60.5
4/9/2012 0:31	59.9	5/9/2012 1:41	59.5	6/9/2012 2:51	57.3	7/9/2012 4:01	56.2	8/9/2012 5:11	57.5	9/9/2012 6:21	59.9
4/9/2012 0:36	59.3	5/9/2012 1:46	58.8	6/9/2012 2:56	56.3	7/9/2012 4:06	56.0	8/9/2012 5:16	58.8	9/9/2012 6:26	59.9
4/9/2012 0:41	59.5	5/9/2012 1:51	59.4	6/9/2012 3:01	57.2	7/9/2012 4:11	56.3	8/9/2012 5:21	58.0	9/9/2012 6:31	60.5
4/9/2012 0:46	58.9	5/9/2012 1:56	59.1	6/9/2012 3:06	57.9	7/9/2012 4:16	55.8	8/9/2012 5:26	57.1	9/9/2012 6:36	60.4
4/9/2012 0:51	59.2	5/9/2012 2:01	58.7	6/9/2012 3:11	56.8	7/9/2012 4:21	56.4	8/9/2012 5:31	58.2	9/9/2012 6:41	60.4
4/9/2012 0:56	59.3	5/9/2012 2:06	59.0	6/9/2012 3:16	57.6	7/9/2012 4:26	56.3	8/9/2012 5:36	58.3	9/9/2012 6:46	62.0
4/9/2012 1:01	58.2	5/9/2012 2:11	58.7	6/9/2012 3:21	56.4	7/9/2012 4:31	55.6	8/9/2012 5:41	60.0	9/9/2012 6:51	62.4
4/9/2012 1:06	58.4	5/9/2012 2:16	58.6	6/9/2012 3:26	56.8	7/9/2012 4:36	55.5	8/9/2012 5:46	60.4	9/9/2012 6:56	62.7
4/9/2012 1:11	59.8	5/9/2012 2:21	58.0	6/9/2012 3:31	56.1	7/9/2012 4:41	56.0	8/9/2012 5:51	61.7	9/9/2012 23:01	61.8
4/9/2012 1:16	59.4	5/9/2012 2:26	58.1	6/9/2012 3:36	57.8	7/9/2012 4:46	56.4	8/9/2012 5:56	61.3	9/9/2012 23:06	60.7
4/9/2012 1:21	59.0	5/9/2012 2:31	58.9	6/9/2012 3:41	56.5	7/9/2012 4:51	59.5	8/9/2012 6:01	61.3	9/9/2012 23:11	61.2
4/9/2012 1:26	58.0	5/9/2012 2:36	57.7</								

Real-time Noise Data RTN2 (Oil Street Community Liaison Centre)

10/9/2012 2:21	56.5	11/9/2012 3:31	55.7	12/9/2012 4:41	55.6	13/9/2012 5:51	59.4	14/9/2012 23:01	61.9	16/9/2012 0:11	60.1
10/9/2012 2:26	57.1	11/9/2012 3:36	55.9	12/9/2012 4:46	55.0	13/9/2012 5:56	58.9	14/9/2012 23:06	61.9	16/9/2012 0:16	60.1
10/9/2012 2:31	56.5	11/9/2012 3:41	55.8	12/9/2012 4:51	55.5	13/9/2012 6:01	61.2	14/9/2012 23:11	62.1	16/9/2012 0:21	60.8
10/9/2012 2:36	56.3	11/9/2012 3:46	55.4	12/9/2012 4:56	56.2	13/9/2012 6:06	60.0	14/9/2012 23:16	61.4	16/9/2012 0:26	59.6
10/9/2012 2:41	58.3	11/9/2012 3:51	55.1	12/9/2012 5:01	56.4	13/9/2012 6:11	60.0	14/9/2012 23:21	61.9	16/9/2012 0:31	60.1
10/9/2012 2:46	55.9	11/9/2012 3:56	55.9	12/9/2012 5:06	56.8	13/9/2012 6:16	59.6	14/9/2012 23:26	61.7	16/9/2012 0:36	59.0
10/9/2012 2:51	56.2	11/9/2012 4:01	55.3	12/9/2012 5:11	56.8	13/9/2012 6:21	60.2	14/9/2012 23:31	61.9	16/9/2012 0:41	59.2
10/9/2012 2:56	58.3	11/9/2012 4:06	55.5	12/9/2012 5:16	56.1	13/9/2012 6:26	61.1	14/9/2012 23:36	61.2	16/9/2012 0:46	58.4
10/9/2012 3:01	56.3	11/9/2012 4:11	56.1	12/9/2012 5:21	58.4	13/9/2012 6:31	63.3	14/9/2012 23:41	60.8	16/9/2012 0:51	59.6
10/9/2012 3:06	56.2	11/9/2012 4:16	55.8	12/9/2012 5:26	56.9	13/9/2012 6:36	61.8	14/9/2012 23:46	60.9	16/9/2012 0:56	59.3
10/9/2012 3:11	55.6	11/9/2012 4:21	55.8	12/9/2012 5:31	57.8	13/9/2012 6:41	62.9	14/9/2012 23:51	61.7	16/9/2012 1:01	58.5
10/9/2012 3:16	55.2	11/9/2012 4:26	56.2	12/9/2012 5:36	58.0	13/9/2012 6:46	61.8	14/9/2012 23:56	61.4	16/9/2012 1:06	58.8
10/9/2012 3:21	56.4	11/9/2012 4:31	56.1	12/9/2012 5:41	58.6	13/9/2012 6:51	62.8	15/9/2012 0:01	62.0	16/9/2012 1:11	58.7
10/9/2012 3:26	55.2	11/9/2012 4:36	56.1	12/9/2012 5:46	59.0	13/9/2012 6:56	63.0	15/9/2012 0:06	60.8	16/9/2012 1:16	59.5
10/9/2012 3:31	56.8	11/9/2012 4:41	55.6	12/9/2012 5:51	58.1	13/9/2012 23:01	61.8	15/9/2012 0:11	61.7	16/9/2012 1:21	58.9
10/9/2012 3:36	56.2	11/9/2012 4:46	55.3	12/9/2012 5:56	57.8	13/9/2012 23:06	62.0	15/9/2012 0:16	61.7	16/9/2012 1:26	58.4
10/9/2012 3:41	55.6	11/9/2012 4:51	56.2	12/9/2012 6:01	59.3	13/9/2012 23:11	61.8	15/9/2012 0:21	60.8	16/9/2012 1:31	58.8
10/9/2012 3:46	55.4	11/9/2012 4:56	56.5	12/9/2012 6:06	61.3	13/9/2012 23:16	61.4	15/9/2012 0:26	61.2	16/9/2012 1:36	58.3
10/9/2012 3:51	55.7	11/9/2012 5:01	56.3	12/9/2012 6:11	60.3	13/9/2012 23:21	62.2	15/9/2012 0:31	60.9	16/9/2012 1:41	60.0
10/9/2012 3:56	56.6	11/9/2012 5:06	56.4	12/9/2012 6:16	59.7	13/9/2012 23:26	61.4	15/9/2012 0:36	61.1	16/9/2012 1:46	58.9
10/9/2012 4:01	55.4	11/9/2012 5:11	56.3	12/9/2012 6:21	60.7	13/9/2012 23:31	60.8	15/9/2012 0:41	60.0	16/9/2012 1:51	59.2
10/9/2012 4:06	55.2	11/9/2012 5:16	56.2	12/9/2012 6:26	60.5	13/9/2012 23:36	61.2	15/9/2012 0:46	60.5	16/9/2012 1:56	61.6
10/9/2012 4:11	55.5	11/9/2012 5:21	56.8	12/9/2012 6:31	61.2	13/9/2012 23:41	61.0	15/9/2012 0:51	59.7	16/9/2012 2:01	60.1
10/9/2012 4:16	55.6	11/9/2012 5:26	57.0	12/9/2012 6:36	61.3	13/9/2012 23:46	60.7	15/9/2012 0:56	60.1	16/9/2012 2:06	59.2
10/9/2012 4:21	55.4	11/9/2012 5:31	58.1	12/9/2012 6:41	62.2	13/9/2012 23:51	60.9	15/9/2012 1:01	61.4	16/9/2012 2:11	57.7
10/9/2012 4:26	55.6	11/9/2012 5:36	58.1	12/9/2012 6:46	62.1	13/9/2012 23:56	60.8	15/9/2012 1:06	60.4	16/9/2012 2:16	58.0
10/9/2012 4:31	55.9	11/9/2012 5:41	58.8	12/9/2012 6:51	62.4	14/9/2012 0:01	60.9	15/9/2012 1:11	60.0	16/9/2012 2:21	57.8
10/9/2012 4:36	56.0	11/9/2012 5:46	59.1	12/9/2012 6:56	64.1	14/9/2012 0:06	61.8	15/9/2012 1:16	60.1	16/9/2012 2:26	58.1
10/9/2012 4:41	56.8	11/9/2012 5:51	59.1	12/9/2012 23:01	61.2	14/9/2012 0:11	60.9	15/9/2012 1:21	59.6	16/9/2012 2:31	59.0
10/9/2012 4:46	56.0	11/9/2012 5:56	58.8	12/9/2012 23:06	60.8	14/9/2012 0:16	60.3	15/9/2012 1:26	59.7	16/9/2012 2:36	58.4
10/9/2012 4:51	54.8	11/9/2012 6:01	59.4	12/9/2012 23:11	61.3	14/9/2012 0:21	60.1	15/9/2012 1:31	59.7	16/9/2012 2:41	58.0
10/9/2012 4:56	56.2	11/9/2012 6:06	59.7	12/9/2012 23:16	61.5	14/9/2012 0:26	60.8	15/9/2012 1:36	59.6	16/9/2012 2:46	58.6
10/9/2012 5:01	56.4	11/9/2012 6:11	60.6	12/9/2012 23:21	62.1	14/9/2012 0:31	60.2	15/9/2012 1:41	59.3	16/9/2012 2:51	58.1
10/9/2012 5:06	57.7	11/9/2012 6:16	60.3	12/9/2012 23:26	60.9	14/9/2012 0:36	60.2	15/9/2012 1:46	60.0	16/9/2012 2:56	57.9
10/9/2012 5:11	57.5	11/9/2012 6:21	60.9	12/9/2012 23:31	60.8	14/9/2012 0:41	59.8	15/9/2012 1:51	59.0	16/9/2012 3:01	56.9
10/9/2012 5:16	57.3	11/9/2012 6:26	60.7	12/9/2012 23:36	61.7	14/9/2012 0:46	59.5	15/9/2012 1:56	59.0	16/9/2012 3:06	57.2
10/9/2012 5:21	56.6	11/9/2012 6:31	61.0	12/9/2012 23:41	60.7	14/9/2012 0:51	59.6	15/9/2012 2:01	59.5	16/9/2012 3:11	57.5
10/9/2012 5:26	57.4	11/9/2012 6:36	62.7	12/9/2012 23:46	60.3	14/9/2012 0:56	59.3	15/9/2012 2:06	59.2	16/9/2012 3:16	57.2
10/9/2012 5:31	56.2	11/9/2012 6:41	63.8	12/9/2012 23:51	60.7	14/9/2012 1:01	58.7	15/9/2012 2:11	59.2	16/9/2012 3:21	58.8
10/9/2012 5:36	57.1	11/9/2012 6:46	62.0	12/9/2012 23:56	60.1	14/9/2012 1:06	59.1	15/9/2012 2:16	58.7	16/9/2012 3:26	60.3
10/9/2012 5:41	56.1	11/9/2012 6:51	62.2	13/9/2012 0:01	61.5	14/9/2012 1:11	59.2	15/9/2012 2:21	59.3	16/9/2012 3:31	63.4
10/9/2012 5:46	57.8	11/9/2012 6:56	63.1	13/9/2012 0:06	60.2	14/9/2012 1:16	58.4	15/9/2012 2:26	58.8	16/9/2012 3:36	60.0
10/9/2012 5:51	58.5	11/9/2012 23:01	61.5	13/9/2012 0:11	60.8	14/9/2012 1:21	60.2	15/9/2012 2:31	58.6	16/9/2012 3:41	63.0
10/9/2012 5:56	58.5	11/9/2012 23:06	61.2	13/9/2012 0:16	59.7	14/9/2012 1:26	58.9	15/9/2012 2:36	59.1	16/9/2012 3:46	61.0
10/9/2012 6:01	59.0	11/9/2012 23:11	61.3	13/9/2012 0:21	60.0	14/9/2012 1:31	59.4	15/9/2012 2:41	59.3	16/9/2012 3:51	63.3
10/9/2012 6:06	59.1	11/9/2012 23:16	61.1	13/9/2012 0:26	60.0	14/9/2012 1:36	59.2	15/9/2012 2:46	59.0	16/9/2012 3:56	59.9
10/9/2012 6:11	58.3	11/9/2012 23:21	60.6	13/9/2012 0:31	59.6	14/9/2012 1:41	59.1	15/9/2012 2:51	59.6	16/9/2012 4:01	56.7
10/9/2012 6:16	60.0	11/9/2012 23:26	60.5	13/9/2012 0:36	59.2	14/9/2012 1:46	58.8	15/9/2012 2:56	58.7	16/9/2012 4:06	58.1
10/9/2012 6:21	59.4	11/9/2012 23:31	61.5	13/9/2012 0:41	58.9	14/9/2012 1:51	58.7	15/9/2012 3:01	58.7	16/9/2012 4:11	58.5
10/9/2012 6:26	59.8	11/9/2012 23:36	60.8	13/9/2012 0:46	59.0	14/9/2012 1:56	58.4	15/9/2012 3:06	58.7	16/9/2012 4:16	58.5
10/9/2012 6:31	60.1	11/9/2012 23:41	60.9	13/9/2012 0:51	58.9	14/9/2012 2:01	59.3	15/9/2012 3:11	57.6	16/9/2012 4:21	57.5
10/9/2012 6:36	60.1	11/9/2012 23:46	60.5	13/9/2012 0:56	58.5	14/9/2012 2:06	57.4	15/9/2012 3:16	58.0	16/9/2012 4:26	57.4
10/9/2012 6:41	61.4	11/9/2012 23:51	60.8	13/9/2012 1:01	59.0	14/9/2012 2:11	57.5	15/9/2012 3:21	58.4	16/9/2012 4:31	57.3
10/9/2012 6:46	60.9	11/9/2012 23:56	60.1	13/9/2012 1:06	58.5	14/9/2012 2:16	57.4	15/9/2012 3:26	59.5	16/9/2012 4:36	57.1
10/9/2012 6:51	62.1	12/9/2012 0:01	60.4	13/9/2012 1:11	58.4	14/9/2012 2:21	57.2	15/9/2012 3:31	58.8	16/9/2012 4:41	57.6
10/9/2012 6:56	63.2	12/9/2012 0:06	60.3	13/9/2012 1:16	58.0	14/9/2012 2:26	57.7	15/9/2012 3:36	58.7	16/9/2012 4:46	56.5
10/9/2012 23:01	61.6	12/9/2012 0:11	59.7	13/9/2012 1:21	58.0	14/9/2012 2:31	56.9	15/9/2012 3:41	57.6	16/9/2012 4:51	57.1
10/9/2012 23:06	61.5	12/9/2012 0:16	59.9	13/9/2012 1:26	58.2	14/9/2012 2:36	57.2	15/9/2012 3:46	57.1	16/9/2012 4:56	58.1
10/9/2012 23:11	61.9	12/9/2012 0:21	60.5	13/9/2012 1:31	57.8	14/9/2012 2:41	56.9	15/9/2012 3:51	58.2	16/9/2012 5:01	59.6
10/9/2012 23:16	61.9	12/9/2012 0:26	59.7	13/9/2012 1:36	57.9	14/9/2012 2:46	57.2	15/9/2012 3:56	58.1	16/9/2012 5:06	57.3
10/9/2012 23:21	63.6	12/9/2012 0:31	59.0	13/9/2012 1:41	57.7	14/9/2012 2:51	57.0	15/9/2012 4:01	58.1	16/9/2012 5:11	56.9
10/9/2012 23:26	60.8	12/9/2012 0:36	59.5	13/9/2012 1:46	57.9	14/9/2012 2:56	57.5	15/9/2012 4:06	57.2	16/9/2012 5:16	57.6
10/9/2012 23:31	61.0	12/9/2012 0:41	58.7	13/9/2012 1:51	57.8	14/9/2012 3:01	57.6	15/9/2012 4:11	57.1	16/9/2012 5:21	57.1
10/9/2012 23:36	60.5	12/9/2012 0:46	59.3	13/9/2012 1:56	57.3	14/9/2012 3:06	56.9	15/9/2012 4:16	57.0	16/9/2012 5:26	58.1
10/9/2012 23:41	60.5	12/9/2012 0:51	59.3	13/9/2012 2:01	56.9	14/9/2012 3:11	56.6	15/9/2012 4:21	57.5	16/9/2012 5:31	57.9
10/9/2012 23:46	60.3	12/9/2012 0:56	59.3	13/9/2012 2:06	57.5	14/9/2012 3:16	56.4	15/9/2012 4:26	57.6	16/9/2012 5:36	57.1
10/9/2012 23:51	61.0	12/9/2012 1:01	58.6	13/9/2012 2:11	57.1	14/9/2012 3:21	57.0	15/9/2012 4:31	57.2	16/9/2012 5:41	59.0
10/9/2012 23:56	59.9	12/9/2012 1:06	59.1	13/9/2012 2:16	57.9	14/9/2012 3:26	57.8	15/9/2012 4:36	57.7	16/9/2012 5:46	58.8
11/9/2012 0:01	60.5	12/9/2012 1:11	58.7	13/9/2012 2:21	56.9	14/9/2012 3:31	56.9	15/9/2012 4:41	56.4	16/9/2012 5:51	58.4
11/9/2012 0:06	60.4	12/9/2012 1:16	58.1	13/9/2012 2:26	57.5	14/9/2012 3:36	56.8	15/9/2012 4:46	57.8	16/9/2012 5:56	58.1
11/9/2012 0:11	60.5	12/9/2012 1:21	58.8	13/9/2012 2:31	56.7	14/9/2012 3:41	56.7	15/9/2012			

Real-time Noise Data RTN2 (Oil Street Community Liaison Centre)

17/9/2012 1:21	59.8	18/9/2012 2:31	55.5	19/9/2012 3:41	56.0	20/9/2012 4:51	56.0	21/9/2012 6:01	59.2	22/9/2012 23:11	61.9
17/9/2012 1:26	57.5	18/9/2012 2:36	55.9	19/9/2012 3:46	55.0	20/9/2012 4:56	56.6	21/9/2012 6:06	60.4	22/9/2012 23:16	61.9
17/9/2012 1:31	59.2	18/9/2012 2:41	57.9	19/9/2012 3:51	56.0	20/9/2012 5:01	55.9	21/9/2012 6:11	59.3	22/9/2012 23:21	63.1
17/9/2012 1:36	56.8	18/9/2012 2:46	55.8	19/9/2012 3:56	56.1	20/9/2012 5:06	56.6	21/9/2012 6:16	60.8	22/9/2012 23:26	61.7
17/9/2012 1:41	58.0	18/9/2012 2:51	55.8	19/9/2012 4:01	55.8	20/9/2012 5:11	57.5	21/9/2012 6:21	60.9	22/9/2012 23:31	62.3
17/9/2012 1:46	56.8	18/9/2012 2:56	57.5	19/9/2012 4:06	56.3	20/9/2012 5:16	57.3	21/9/2012 6:26	61.0	22/9/2012 23:36	61.8
17/9/2012 1:51	57.0	18/9/2012 3:01	55.5	19/9/2012 4:11	55.6	20/9/2012 5:21	55.9	21/9/2012 6:31	61.8	22/9/2012 23:41	62.7
17/9/2012 1:56	56.6	18/9/2012 3:06	55.8	19/9/2012 4:16	55.8	20/9/2012 5:26	56.9	21/9/2012 6:36	61.9	22/9/2012 23:46	61.8
17/9/2012 2:01	58.4	18/9/2012 3:11	54.8	19/9/2012 4:21	56.3	20/9/2012 5:31	57.4	21/9/2012 6:41	63.0	22/9/2012 23:51	61.5
17/9/2012 2:06	56.6	18/9/2012 3:16	55.2	19/9/2012 4:26	55.7	20/9/2012 5:36	57.3	21/9/2012 6:46	65.0	22/9/2012 23:56	61.4
17/9/2012 2:11	56.2	18/9/2012 3:21	54.9	19/9/2012 4:31	55.7	20/9/2012 5:41	58.5	21/9/2012 6:51	63.5	23/9/2012 0:01	62.6
17/9/2012 2:16	56.5	18/9/2012 3:26	56.1	19/9/2012 4:36	55.3	20/9/2012 5:46	58.8	21/9/2012 6:56	64.4	23/9/2012 0:06	61.6
17/9/2012 2:21	55.9	18/9/2012 3:31	55.9	19/9/2012 4:41	56.2	20/9/2012 5:51	60.2	21/9/2012 7:01	62.6	23/9/2012 0:11	62.0
17/9/2012 2:26	56.3	18/9/2012 3:36	55.4	19/9/2012 4:46	57.1	20/9/2012 5:56	59.2	21/9/2012 7:06	63.1	23/9/2012 0:16	61.5
17/9/2012 2:31	55.8	18/9/2012 3:41	55.8	19/9/2012 4:51	55.6	20/9/2012 6:01	59.7	21/9/2012 7:11	62.0	23/9/2012 0:21	61.5
17/9/2012 2:36	55.6	18/9/2012 3:46	54.6	19/9/2012 4:56	56.2	20/9/2012 6:06	59.6	21/9/2012 7:16	61.5	23/9/2012 0:26	61.0
17/9/2012 2:41	56.5	18/9/2012 3:51	56.0	19/9/2012 5:01	55.9	20/9/2012 6:11	59.2	21/9/2012 7:21	62.6	23/9/2012 0:31	61.2
17/9/2012 2:46	56.1	18/9/2012 3:56	55.4	19/9/2012 5:06	55.7	20/9/2012 6:16	60.0	21/9/2012 7:26	63.0	23/9/2012 0:36	60.2
17/9/2012 2:51	54.3	18/9/2012 4:01	55.4	19/9/2012 5:11	55.6	20/9/2012 6:21	60.5	21/9/2012 7:31	62.6	23/9/2012 0:41	60.2
17/9/2012 2:56	58.5	18/9/2012 4:06	55.0	19/9/2012 5:16	57.3	20/9/2012 6:26	60.6	21/9/2012 7:36	62.2	23/9/2012 0:46	60.3
17/9/2012 3:01	55.5	18/9/2012 4:11	56.1	19/9/2012 5:21	56.9	20/9/2012 6:31	61.3	21/9/2012 7:41	62.2	23/9/2012 0:51	60.3
17/9/2012 3:06	55.1	18/9/2012 4:16	55.8	19/9/2012 5:26	57.5	20/9/2012 6:36	61.3	21/9/2012 7:46	62.2	23/9/2012 0:56	60.6
17/9/2012 3:11	55.3	18/9/2012 4:21	55.7	19/9/2012 5:31	57.0	20/9/2012 6:41	62.2	21/9/2012 7:51	61.8	23/9/2012 1:01	59.1
17/9/2012 3:16	54.5	18/9/2012 4:26	56.0	19/9/2012 5:36	57.2	20/9/2012 6:46	62.6	21/9/2012 7:56	61.6	23/9/2012 1:06	59.3
17/9/2012 3:21	55.6	18/9/2012 4:31	56.0	19/9/2012 5:41	59.7	20/9/2012 6:51	62.7	21/9/2012 8:01	61.8	23/9/2012 1:11	60.1
17/9/2012 3:26	55.1	18/9/2012 4:36	55.2	19/9/2012 5:46	59.2	20/9/2012 6:56	63.0	22/9/2012 0:06	61.6	23/9/2012 1:16	59.5
17/9/2012 3:31	55.2	18/9/2012 4:41	55.7	19/9/2012 5:51	60.0	20/9/2012 7:01	62.2	22/9/2012 0:11	61.9	23/9/2012 1:21	59.7
17/9/2012 3:36	56.3	18/9/2012 4:46	55.3	19/9/2012 5:56	59.2	20/9/2012 7:06	62.1	22/9/2012 0:16	61.6	23/9/2012 1:26	59.9
17/9/2012 3:41	56.6	18/9/2012 4:51	57.7	19/9/2012 6:01	58.4	20/9/2012 7:11	61.9	22/9/2012 0:21	61.9	23/9/2012 1:31	59.6
17/9/2012 3:46	55.7	18/9/2012 4:56	57.5	19/9/2012 6:06	58.6	20/9/2012 7:16	61.9	22/9/2012 0:26	61.9	23/9/2012 1:36	59.2
17/9/2012 3:51	55.3	18/9/2012 5:01	56.0	19/9/2012 6:11	60.4	20/9/2012 7:21	61.6	22/9/2012 0:31	61.6	23/9/2012 1:41	59.5
17/9/2012 3:56	55.8	18/9/2012 5:06	57.8	19/9/2012 6:16	59.5	20/9/2012 7:26	61.8	22/9/2012 0:36	61.6	23/9/2012 1:46	59.5
17/9/2012 4:01	55.3	18/9/2012 5:11	57.9	19/9/2012 6:21	60.5	20/9/2012 7:31	61.5	22/9/2012 0:41	60.7	23/9/2012 1:51	59.3
17/9/2012 4:06	54.5	18/9/2012 5:16	56.3	19/9/2012 6:26	61.0	20/9/2012 7:36	61.3	22/9/2012 0:46	61.3	23/9/2012 1:56	59.3
17/9/2012 4:11	54.9	18/9/2012 5:21	55.9	19/9/2012 6:31	61.7	20/9/2012 7:41	60.6	22/9/2012 0:51	60.8	23/9/2012 2:01	58.8
17/9/2012 4:16	56.1	18/9/2012 5:26	57.1	19/9/2012 6:36	61.2	20/9/2012 7:46	61.3	22/9/2012 0:56	60.4	23/9/2012 2:06	59.4
17/9/2012 4:21	56.7	18/9/2012 5:31	57.5	19/9/2012 6:41	62.1	20/9/2012 7:51	60.9	22/9/2012 1:01	60.5	23/9/2012 2:11	58.7
17/9/2012 4:26	55.0	18/9/2012 5:36	56.7	19/9/2012 6:46	62.6	20/9/2012 7:56	60.7	22/9/2012 1:06	60.4	23/9/2012 2:16	58.7
17/9/2012 4:31	56.3	18/9/2012 5:41	58.7	19/9/2012 6:51	62.4	21/9/2012 0:01	62.4	22/9/2012 1:11	59.8	23/9/2012 2:21	59.0
17/9/2012 4:36	54.7	18/9/2012 5:46	59.1	19/9/2012 6:56	62.8	21/9/2012 0:06	60.8	22/9/2012 1:16	59.8	23/9/2012 2:26	58.6
17/9/2012 4:41	55.2	18/9/2012 5:51	59.4	19/9/2012 7:01	61.3	21/9/2012 0:11	61.7	22/9/2012 1:21	60.5	23/9/2012 2:31	58.4
17/9/2012 4:46	56.1	18/9/2012 5:56	58.8	19/9/2012 7:06	61.1	21/9/2012 0:16	60.9	22/9/2012 1:26	60.8	23/9/2012 2:36	60.0
17/9/2012 4:51	58.5	18/9/2012 6:01	58.4	19/9/2012 7:11	61.4	21/9/2012 0:21	61.0	22/9/2012 1:31	60.6	23/9/2012 2:41	58.3
17/9/2012 4:56	57.6	18/9/2012 6:06	59.7	19/9/2012 7:16	60.4	21/9/2012 0:26	60.4	22/9/2012 1:36	60.2	23/9/2012 2:46	58.3
17/9/2012 5:01	57.5	18/9/2012 6:11	59.4	19/9/2012 7:21	60.9	21/9/2012 0:31	60.6	22/9/2012 1:41	59.5	23/9/2012 2:51	58.3
17/9/2012 5:06	59.1	18/9/2012 6:16	59.7	19/9/2012 7:26	60.9	21/9/2012 0:36	59.5	22/9/2012 1:46	60.1	23/9/2012 2:56	57.7
17/9/2012 5:11	58.9	18/9/2012 6:21	61.0	19/9/2012 7:31	60.8	21/9/2012 0:41	59.2	22/9/2012 1:51	59.8	23/9/2012 3:01	58.7
17/9/2012 5:16	56.3	18/9/2012 6:26	62.2	19/9/2012 7:36	60.6	21/9/2012 0:46	59.1	22/9/2012 1:56	59.5	23/9/2012 3:06	57.9
17/9/2012 5:21	55.9	18/9/2012 6:31	60.6	19/9/2012 7:41	60.9	21/9/2012 0:51	58.7	22/9/2012 2:01	59.6	23/9/2012 3:11	57.8
17/9/2012 5:26	57.0	18/9/2012 6:36	62.6	19/9/2012 7:46	60.6	21/9/2012 0:56	58.9	22/9/2012 2:06	60.1	23/9/2012 3:16	57.4
17/9/2012 5:31	57.1	18/9/2012 6:41	61.9	19/9/2012 7:51	60.5	21/9/2012 1:01	59.0	22/9/2012 2:11	59.4	23/9/2012 3:21	57.4
17/9/2012 5:36	57.2	18/9/2012 6:46	62.7	19/9/2012 7:56	60.3	21/9/2012 1:06	58.6	22/9/2012 2:16	59.7	23/9/2012 3:26	58.2
17/9/2012 5:41	58.7	18/9/2012 6:51	63.4	19/9/2012 8:01	60.6	21/9/2012 1:11	58.8	22/9/2012 2:21	58.8	23/9/2012 3:31	58.0
17/9/2012 5:46	58.8	18/9/2012 6:56	63.0	19/9/2012 8:06	60.3	21/9/2012 1:16	60.0	22/9/2012 2:26	60.1	23/9/2012 3:36	58.0
17/9/2012 5:51	58.8	18/9/2012 7:01	61.1	19/9/2012 8:11	60.2	21/9/2012 1:21	58.5	22/9/2012 2:31	61.7	23/9/2012 3:41	57.1
17/9/2012 5:56	58.0	18/9/2012 7:06	60.3	19/9/2012 8:16	60.5	21/9/2012 1:26	59.3	22/9/2012 2:36	64.8	23/9/2012 3:46	57.8
17/9/2012 6:01	58.9	18/9/2012 7:11	60.3	19/9/2012 8:21	59.6	21/9/2012 1:31	58.7	22/9/2012 2:41	63.7	23/9/2012 3:51	57.9
17/9/2012 6:06	59.0	18/9/2012 7:16	60.3	19/9/2012 8:26	60.1	21/9/2012 1:36	58.3	22/9/2012 2:46	63.5	23/9/2012 3:56	58.4
17/9/2012 6:11	61.7	18/9/2012 7:21	60.1	19/9/2012 8:31	60.3	21/9/2012 1:41	58.8	22/9/2012 2:51	64.1	23/9/2012 4:01	58.2
17/9/2012 6:16	60.0	18/9/2012 7:26	60.0	19/9/2012 8:36	59.2	21/9/2012 1:46	58.2	22/9/2012 2:56	63.7	23/9/2012 4:06	57.8
17/9/2012 6:21	61.4	18/9/2012 7:31	59.8	19/9/2012 8:41	59.3	21/9/2012 1:51	58.3	22/9/2012 3:01	64.1	23/9/2012 4:11	56.7
17/9/2012 6:26	61.4	18/9/2012 7:36	59.6	19/9/2012 8:46	60.5	21/9/2012 1:56	59.2	22/9/2012 3:06	64.5	23/9/2012 4:16	58.5
17/9/2012 6:31	61.1	18/9/2012 7:41	60.7	19/9/2012 8:51	59.7	21/9/2012 2:01	58.5	22/9/2012 3:11	64.3	23/9/2012 4:21	58.1
17/9/2012 6:36	62.5	18/9/2012 7:46	61.5	19/9/2012 8:56	58.6	21/9/2012 2:06	58.2	22/9/2012 3:16	63.2	23/9/2012 4:26	58.2
17/9/2012 6:41	62.7	18/9/2012 7:51	62.1	19/9/2012 9:01	58.5	21/9/2012 2:11	57.4	22/9/2012 3:21	61.1	23/9/2012 4:31	58.3
17/9/2012 6:46	63.9	18/9/2012 7:56	59.8	19/9/2012 9:06	58.9	21/9/2012 2:16	57.7	22/9/2012 3:26	60.9	23/9/2012 4:36	58.4
17/9/2012 6:51	63.7	19/9/2012 8:01	60.9	19/9/2012 9:11	59.0	21/9/2012 2:21	59.0	22/9/2012 3:31	59.9	23/9/2012 4:41	57.5
17/9/2012 6:56	63.9	19/9/2012 8:06	59.7	19/9/2012 9:16	58.0	21/9/2012 2:26	61.7	22/9/2012 3:36	60.4	23/9/2012 4:46	57.8
17/9/2012 23:01	61.3	19/9/2012 8:11	59.8	19/9/2012 9:21	59.1	21/9/2012 2:31	58.5	22/9/2012 3:41	60.5	23/9/2012 4:51	58.1
17/9/2012 23:06	61.7	19/9/2012 8:16	59.3	19/9/2012 9:26	57.7	21/9/2012 2:36	57.7	22/9/2012 3:46	61.2	23/9/2012 4:56	57.5
17/9/2012 23:11	60.7	19/9/2012 8:21	59.1	19/9/2012 9:31	57.9	21/9/2012 2:41	57.8	22/9/2012 3:51	60.4	23/9/2012 5:01	57.7

Real-time Noise Data RTN2 (Oil Street Community Liaison Centre)

24/9/2012 0:21	60.6	25/9/2012 1:31	60.3	26/9/2012 2:41	57.3	27/9/2012 3:51	56.6
24/9/2012 0:26	59.4	25/9/2012 1:36	59.8	26/9/2012 2:46	57.7	27/9/2012 3:56	57.3
24/9/2012 0:31	59.7	25/9/2012 1:41	60.6	26/9/2012 2:51	57.3	27/9/2012 4:01	56.7
24/9/2012 0:36	59.6	25/9/2012 1:46	59.5	26/9/2012 2:56	57.6	27/9/2012 4:06	57.6
24/9/2012 0:41	59.0	25/9/2012 1:51	59.6	26/9/2012 3:01	58.1	27/9/2012 4:11	57.7
24/9/2012 0:46	58.6	25/9/2012 1:56	59.2	26/9/2012 3:06	57.4	27/9/2012 4:16	56.8
24/9/2012 0:51	58.7	25/9/2012 2:01	59.0	26/9/2012 3:11	57.9	27/9/2012 4:21	56.5
24/9/2012 0:56	57.8	25/9/2012 2:06	59.0	26/9/2012 3:16	57.3	27/9/2012 4:26	55.8
24/9/2012 1:01	58.4	25/9/2012 2:11	59.9	26/9/2012 3:21	57.2	27/9/2012 4:31	55.9
24/9/2012 1:06	58.5	25/9/2012 2:16	60.3	26/9/2012 3:26	56.0	27/9/2012 4:36	56.5
24/9/2012 1:11	58.3	25/9/2012 2:21	60.4	26/9/2012 3:31	56.4	27/9/2012 4:41	55.1
24/9/2012 1:16	58.4	25/9/2012 2:26	61.6	26/9/2012 3:36	57.8	27/9/2012 4:46	56.8
24/9/2012 1:21	58.7	25/9/2012 2:31	60.3	26/9/2012 3:41	57.1	27/9/2012 4:51	57.1
24/9/2012 1:26	59.0	25/9/2012 2:36	60.2	26/9/2012 3:46	56.8	27/9/2012 4:56	56.2
24/9/2012 1:31	57.1	25/9/2012 2:41	59.9	26/9/2012 3:51	56.2	27/9/2012 5:01	56.6
24/9/2012 1:36	58.9	25/9/2012 2:46	59.2	26/9/2012 3:56	56.7	27/9/2012 5:06	57.1
24/9/2012 1:41	57.5	25/9/2012 2:51	58.6	26/9/2012 4:01	57.5	27/9/2012 5:11	56.8
24/9/2012 1:46	58.0	25/9/2012 2:56	58.4	26/9/2012 4:06	56.7	27/9/2012 5:16	58.0
24/9/2012 1:51	57.4	25/9/2012 3:01	58.7	26/9/2012 4:11	58.1	27/9/2012 5:21	58.9
24/9/2012 1:56	56.8	25/9/2012 3:06	58.9	26/9/2012 4:16	56.7	27/9/2012 5:26	59.8
24/9/2012 2:01	57.1	25/9/2012 3:11	57.2	26/9/2012 4:21	57.6	27/9/2012 5:31	59.1
24/9/2012 2:06	56.6	25/9/2012 3:16	58.8	26/9/2012 4:26	56.7	27/9/2012 5:36	58.6
24/9/2012 2:11	55.9	25/9/2012 3:21	58.0	26/9/2012 4:31	56.8	27/9/2012 5:41	60.2
24/9/2012 2:16	56.2	25/9/2012 3:26	57.6	26/9/2012 4:36	56.7	27/9/2012 5:46	59.7
24/9/2012 2:21	57.7	25/9/2012 3:31	57.6	26/9/2012 4:41	56.7	27/9/2012 5:51	59.3
24/9/2012 2:26	55.1	25/9/2012 3:36	57.8	26/9/2012 4:46	56.9	27/9/2012 5:56	58.9
24/9/2012 2:31	56.1	25/9/2012 3:41	57.7	26/9/2012 4:51	57.2	27/9/2012 6:01	58.9
24/9/2012 2:36	56.2	25/9/2012 3:46	57.8	26/9/2012 4:56	56.6	27/9/2012 6:06	59.6
24/9/2012 2:41	56.3	25/9/2012 3:51	57.7	26/9/2012 5:01	56.8	27/9/2012 6:11	60.3
24/9/2012 2:46	55.0	25/9/2012 3:56	56.8	26/9/2012 5:06	57.1	27/9/2012 6:16	61.0
24/9/2012 2:51	57.0	25/9/2012 4:01	57.7	26/9/2012 5:11	57.0	27/9/2012 6:21	62.4
24/9/2012 2:56	55.7	25/9/2012 4:06	56.8	26/9/2012 5:16	58.6	27/9/2012 6:26	61.0
24/9/2012 3:01	55.2	25/9/2012 4:11	57.4	26/9/2012 5:21	57.6	27/9/2012 6:31	61.6
24/9/2012 3:06	56.0	25/9/2012 4:16	57.0	26/9/2012 5:26	57.9	27/9/2012 6:36	62.5
24/9/2012 3:11	54.3	25/9/2012 4:21	58.1	26/9/2012 5:31	58.7	27/9/2012 6:41	62.9
24/9/2012 3:16	54.8	25/9/2012 4:26	57.1	26/9/2012 5:36	59.9	27/9/2012 6:46	64.4
24/9/2012 3:21	55.2	25/9/2012 4:31	58.0	26/9/2012 5:41	59.6	27/9/2012 6:51	63.5
24/9/2012 3:26	55.2	25/9/2012 4:36	58.2	26/9/2012 5:46	60.5	27/9/2012 6:56	63.7
24/9/2012 3:31	54.9	25/9/2012 4:41	56.7	26/9/2012 5:51	61.2		
24/9/2012 3:36	55.5	25/9/2012 4:46	56.4	26/9/2012 5:56	59.0		
24/9/2012 3:41	55.3	25/9/2012 4:51	57.6	26/9/2012 6:01	60.6		
24/9/2012 3:46	56.1	25/9/2012 4:56	57.7	26/9/2012 6:06	60.7		
24/9/2012 3:51	55.5	25/9/2012 5:01	58.3	26/9/2012 6:11	61.0		
24/9/2012 3:56	55.9	25/9/2012 5:06	57.9	26/9/2012 6:16	61.3		
24/9/2012 4:01	54.5	25/9/2012 5:11	58.3	26/9/2012 6:21	61.7		
24/9/2012 4:06	56.2	25/9/2012 5:16	57.6	26/9/2012 6:26	62.6		
24/9/2012 4:11	56.4	25/9/2012 5:21	59.1	26/9/2012 6:31	63.0		
24/9/2012 4:16	55.5	25/9/2012 5:26	59.2	26/9/2012 6:36	62.3		
24/9/2012 4:21	55.1	25/9/2012 5:31	58.9	26/9/2012 6:41	63.6		
24/9/2012 4:26	55.2	25/9/2012 5:36	60.0	26/9/2012 6:46	64.8		
24/9/2012 4:31	55.5	25/9/2012 5:41	60.3	26/9/2012 6:51	64.6		
24/9/2012 4:36	55.6	25/9/2012 5:46	60.6	26/9/2012 6:56	65.0		
24/9/2012 4:41	54.8	25/9/2012 5:51	60.9	26/9/2012 7:01	61.8		
24/9/2012 4:46	55.9	25/9/2012 5:56	60.4	26/9/2012 7:06	62.0		
24/9/2012 4:51	55.0	25/9/2012 6:01	60.3	26/9/2012 7:11	62.1		
24/9/2012 4:56	56.6	25/9/2012 6:06	61.0	26/9/2012 7:16	63.0		
24/9/2012 5:01	56.2	25/9/2012 6:11	62.6	26/9/2012 7:21	62.0		
24/9/2012 5:06	55.6	25/9/2012 6:16	61.6	26/9/2012 7:26	61.5		
24/9/2012 5:11	56.9	25/9/2012 6:21	61.6	26/9/2012 7:31	62.0		
24/9/2012 5:16	55.5	25/9/2012 6:26	62.3	26/9/2012 7:36	61.3		
24/9/2012 5:21	57.0	25/9/2012 6:31	62.2	26/9/2012 7:41	61.0		
24/9/2012 5:26	56.9	25/9/2012 6:36	63.0	26/9/2012 7:46	61.5		
24/9/2012 5:31	57.5	25/9/2012 6:41	64.2	26/9/2012 7:51	62.1		
24/9/2012 5:36	58.1	25/9/2012 6:46	63.8	26/9/2012 7:56	61.5		
24/9/2012 5:41	59.2	25/9/2012 6:51	64.4	27/9/2012 0:01	61.3		
24/9/2012 5:46	59.6	25/9/2012 6:56	64.9	27/9/2012 0:06	61.4		
24/9/2012 5:51	59.5	25/9/2012 7:01	61.8	27/9/2012 0:11	61.2		
24/9/2012 5:56	60.0	25/9/2012 7:06	61.8	27/9/2012 0:16	60.7		
24/9/2012 6:01	59.6	25/9/2012 7:11	61.7	27/9/2012 0:21	62.0		
24/9/2012 6:06	60.0	25/9/2012 7:16	61.2	27/9/2012 0:26	60.8		
24/9/2012 6:11	60.4	25/9/2012 7:21	62.1	27/9/2012 0:31	60.4		
24/9/2012 6:16	60.6	25/9/2012 7:26	61.7	27/9/2012 0:36	60.1		
24/9/2012 6:21	61.3	25/9/2012 7:31	61.2	27/9/2012 0:41	60.5		
24/9/2012 6:26	61.1	25/9/2012 7:36	61.2	27/9/2012 0:46	59.9		
24/9/2012 6:31	62.3	25/9/2012 7:41	61.0	27/9/2012 0:51	60.1		
24/9/2012 6:36	62.0	25/9/2012 7:46	61.4	27/9/2012 0:56	59.7		
24/9/2012 6:41	63.2	25/9/2012 7:51	61.5	27/9/2012 1:01	59.8		
24/9/2012 6:46	63.0	25/9/2012 7:56	61.3	27/9/2012 1:06	59.6		
24/9/2012 6:51	63.3	26/9/2012 0:01	61.5	27/9/2012 1:11	59.9		
24/9/2012 6:56	63.1	26/9/2012 0:06	61.0	27/9/2012 1:16	60.1		
24/9/2012 7:01	61.7	26/9/2012 0:11	61.0	27/9/2012 1:21	60.0		
24/9/2012 7:06	64.6	26/9/2012 0:16	60.7	27/9/2012 1:26	60.1		
24/9/2012 7:11	63.9	26/9/2012 0:21	60.9	27/9/2012 1:31	59.1		
24/9/2012 7:16	64.2	26/9/2012 0:26	61.7	27/9/2012 1:36	58.5		
24/9/2012 7:21	64.8	26/9/2012 0:31	60.8	27/9/2012 1:41	58.9		
24/9/2012 7:26	60.3	26/9/2012 0:36	60.0	27/9/2012 1:46	58.7		
24/9/2012 7:31	60.6	26/9/2012 0:41	60.4	27/9/2012 1:51	58.4		
24/9/2012 7:36	60.4	26/9/2012 0:46	60.4	27/9/2012 1:56	58.5		
24/9/2012 7:41	60.7	26/9/2012 0:51	59.5	27/9/2012 2:01	58.3		
24/9/2012 7:46	63.0	26/9/2012 0:56	60.2	27/9/2012 2:06	58.4		
24/9/2012 7:51	62.6	26/9/2012 1:01	59.0	27/9/2012 2:11	58.0		
24/9/2012 7:56	62.8	26/9/2012 1:06	58.7	27/9/2012 2:16	58.8		
25/9/2012 0:01	63.0	26/9/2012 1:11	58.3	27/9/2012 2:21	57.8		
25/9/2012 0:06	63.5	26/9/2012 1:16	59.2	27/9/2012 2:26	58.4		
25/9/2012 0:11	64.8	26/9/2012 1:21	59.0	27/9/2012 2:31	58.1		
25/9/2012 0:16	64.9	26/9/2012 1:26	58.6	27/9/2012 2:36	57.9		
25/9/2012 0:21	63.0	26/9/2012 1:31	58.9	27/9/2012 2:41	57.9		
25/9/2012 0:26	63.7	26/9/2012 1:36	58.9	27/9/2012 2:46	58.8		
25/9/2012 0:31	63.7	26/9/2012 1:41	58.2	27/9/2012 2:51	57.5		
25/9/2012 0:36	63.7	26/9/2012 1:46	58.7	27/9/2012 2:56	57.4		
25/9/2012 0:41	64.5	26/9/2012 1:51	58.6	27/9/2012 3:01	57.5		
25/9/2012 0:46	63.4	26/9/2012 1:56	57.6	27/9/2012 3:06	58.6		
25/9/2012 0:51	63.0	26/9/2012 2:01	58.0	27/9/2012 3:11	58.6		
25/9/2012 0:56	63.8	26/9/2012 2:06	58.2	27/9/2012 3:16	59.2		
25/9/2012 1:01	62.9	26/9/2012 2:11	57.6	27/9/2012 3:21	58.5		
25/9/2012 1:06	62.8	26/9/2012 2:16	57.2	27/9/2012 3:26	58.1		
25/9/2012 1:11	60.8	26/9/2012 2:21	58.0	27/9/2012 3:31	57.4		
25/9/2012 1:16	61.4	26/9/2012 2:26	57.6	27/9/2012 3:36	57.8		
25/9/2012 1:21	61.2	26/9/2012 2:31	57.2	27/9/2012 3:41	56.7		
25/9/2012 1:26	60.3	26/9/2012 2:36	57.4	27/9/2012 3:46	58.1		

*Exceedance recorded during monitoring compliance check with NCO.

Real-time Noise Data RTN1 (FEHD Hong Kong Transport Section Whitefield Depot)

Normal Day 07:00-19:00

28/9/2012 7:01	64.8	5/10/2012 13:01	66.5	11/10/2012 8:01	67.0
28/9/2012 7:31	66.4	5/10/2012 13:31	67.8	11/10/2012 8:31	68.0
28/9/2012 8:01	66.5	5/10/2012 14:01	67.4	11/10/2012 9:01	68.1
28/9/2012 8:31	68.0	5/10/2012 14:31	67.1	11/10/2012 9:31	67.3
28/9/2012 9:01	69.1	5/10/2012 15:01	67.2	11/10/2012 10:01	67.3
28/9/2012 9:31	69.9	5/10/2012 15:31	67.0	11/10/2012 10:31	68.3
28/9/2012 10:01	69.8	5/10/2012 16:01	66.9	11/10/2012 11:01	68.4
28/9/2012 10:31	69.3	5/10/2012 16:31	67.6	11/10/2012 11:31	66.4
28/9/2012 11:01	69.2	5/10/2012 17:01	67.2	11/10/2012 12:01	64.5
28/9/2012 11:31	67.1	5/10/2012 17:31	66.4	11/10/2012 12:31	64.4
28/9/2012 12:01	66.0	5/10/2012 18:01	64.5	11/10/2012 13:01	66.7
28/9/2012 12:31	65.9	5/10/2012 18:31	63.3	11/10/2012 13:31	67.4
28/9/2012 13:01	69.0	6/10/2012 7:01	62.5	11/10/2012 14:01	66.9
28/9/2012 13:31	69.5	6/10/2012 7:31	64.9	11/10/2012 14:31	66.5
28/9/2012 14:01	71.8	6/10/2012 8:01	66.9	11/10/2012 15:01	67.4
28/9/2012 14:31	70.2	6/10/2012 8:31	66.9	11/10/2012 15:31	67.4
28/9/2012 15:01	68.8	6/10/2012 9:01	67.0	11/10/2012 16:01	68.8
28/9/2012 15:31	68.8	6/10/2012 9:31	66.6	11/10/2012 16:31	67.2
28/9/2012 16:01	70.8	6/10/2012 10:01	67.1	11/10/2012 17:01	66.2
28/9/2012 16:31	68.8	6/10/2012 10:31	67.7	11/10/2012 17:31	65.7
28/9/2012 17:01	68.7	6/10/2012 11:01	69.3	11/10/2012 18:01	64.3
28/9/2012 17:31	68.3	6/10/2012 11:31	68.9	11/10/2012 18:31	64.0
28/9/2012 18:01	67.9	6/10/2012 12:01	66.5	12/10/2012 7:01	62.9
28/9/2012 18:31	65.7	6/10/2012 12:31	66.8	12/10/2012 7:31	65.2
29/9/2012 7:01	63.8	6/10/2012 13:01	66.7	12/10/2012 8:01	66.2
29/9/2012 7:31	66.3	6/10/2012 13:31	68.9	12/10/2012 8:31	67.0
29/9/2012 8:01	67.2	6/10/2012 14:01	68.8	12/10/2012 9:01	66.7
29/9/2012 8:31	67.8	6/10/2012 14:31	67.7	12/10/2012 9:31	67.1
29/9/2012 9:01	67.5	6/10/2012 15:01	66.3	12/10/2012 10:01	68.9
29/9/2012 9:31	67.5	6/10/2012 15:31	66.3	12/10/2012 11:01	68.8
29/9/2012 10:01	66.9	6/10/2012 16:01	66.5	12/10/2012 11:31	67.8
29/9/2012 10:31	66.6	6/10/2012 16:31	66.5	12/10/2012 12:01	65.3
29/9/2012 11:01	67.4	6/10/2012 17:01	66.2	12/10/2012 12:31	64.8
29/9/2012 11:31	66.5	6/10/2012 17:31	65.7	12/10/2012 13:01	67.0
29/9/2012 12:01	64.5	6/10/2012 18:01	65.7	12/10/2012 13:31	68.0
29/9/2012 12:31	65.4	6/10/2012 18:31	63.6	12/10/2012 14:01	67.7
29/9/2012 13:01	66.9	6/10/2012 19:01	61.6	12/10/2012 14:31	66.0
29/9/2012 13:31	67.1	8/10/2012 7:01	65.5	12/10/2012 15:01	66.1
29/9/2012 14:01	67.0	8/10/2012 8:01	66.5	12/10/2012 15:31	65.5
29/9/2012 14:31	66.7	8/10/2012 8:31	67.5	12/10/2012 16:01	66.3
29/9/2012 15:01	66.9	8/10/2012 9:01	67.5	12/10/2012 16:31	68.2
29/9/2012 15:31	65.6	8/10/2012 9:31	66.9	12/10/2012 17:01	68.2
29/9/2012 16:01	65.3	8/10/2012 10:01	65.9	12/10/2012 17:31	65.0
29/9/2012 16:31	65.5	8/10/2012 10:31	67.1	12/10/2012 18:01	63.8
29/9/2012 17:01	66.8	8/10/2012 11:01	68.3	12/10/2012 18:31	63.7
29/9/2012 17:31	65.3	8/10/2012 11:31	66.3	13/10/2012 7:01	64.6
29/9/2012 18:01	64.8	8/10/2012 12:01	64.9	13/10/2012 7:31	65.9
29/9/2012 18:31	62.4	8/10/2012 12:31	65.7	13/10/2012 8:01	65.6
3/10/2012 7:01	63.2	8/10/2012 13:01	67.1	13/10/2012 8:31	67.9
3/10/2012 7:31	64.5	8/10/2012 13:31	69.4	13/10/2012 9:01	69.0
3/10/2012 8:01	64.4	8/10/2012 14:01	67.1	13/10/2012 9:31	68.7
3/10/2012 8:31	64.7	8/10/2012 14:31	68.3	13/10/2012 10:01	69.6
3/10/2012 9:01	66.9	8/10/2012 15:01	68.5	13/10/2012 10:31	69.1
3/10/2012 9:31	67.0	8/10/2012 15:31	67.8	13/10/2012 11:01	68.8
3/10/2012 10:01	68.2	8/10/2012 16:01	68.5	13/10/2012 11:31	67.8
3/10/2012 10:31	70.3	8/10/2012 16:31	69.1	13/10/2012 12:01	65.3
3/10/2012 11:01	68.9	8/10/2012 17:01	68.8	13/10/2012 12:31	64.8
3/10/2012 11:31	68.1	8/10/2012 17:31	67.8	13/10/2012 13:01	67.4
3/10/2012 12:01	68.8	8/10/2012 18:01	65.8	13/10/2012 13:31	67.4
3/10/2012 12:31	65.3	8/10/2012 18:31	66.1	13/10/2012 14:01	67.7
3/10/2012 13:01	64.7	9/10/2012 7:01	63.2	13/10/2012 14:31	66.0
3/10/2012 13:31	64.2	9/10/2012 7:31	65.9	13/10/2012 15:01	66.1
3/10/2012 14:01	67.7	9/10/2012 8:01	66.9	13/10/2012 15:31	66.5
3/10/2012 14:31	69.9	9/10/2012 8:31	68.5	13/10/2012 16:01	66.3
3/10/2012 15:01	67.9	9/10/2012 9:01	68.5	13/10/2012 16:31	68.2
3/10/2012 15:31	68.0	9/10/2012 9:31	68.9	13/10/2012 17:01	68.2
3/10/2012 16:01	67.4	9/10/2012 10:01	69.3	13/10/2012 17:31	65.0
3/10/2012 16:31	65.7	9/10/2012 10:31	68.4	13/10/2012 18:01	63.8
3/10/2012 17:01	65.4	9/10/2012 11:01	68.4	13/10/2012 18:31	63.7
3/10/2012 17:31	66.3	9/10/2012 11:31	64.2	15/10/2012 7:01	65.2
3/10/2012 18:01	66.9	9/10/2012 12:01	64.2	15/10/2012 7:31	66.7
3/10/2012 18:31	67.6	9/10/2012 12:31	64.1	15/10/2012 8:01	65.5
4/10/2012 7:01	62.8	9/10/2012 13:01	68.1	15/10/2012 8:31	68.7
4/10/2012 7:31	64.1	9/10/2012 13:31	69.1	15/10/2012 9:01	68.8
4/10/2012 8:01	65.3	9/10/2012 14:01	67.4	15/10/2012 9:31	69.2
4/10/2012 8:31	67.9	9/10/2012 14:31	68.6	15/10/2012 10:01	69.5
4/10/2012 9:01	65.6	9/10/2012 15:01	67.4	15/10/2012 10:31	69.3
4/10/2012 9:31	65.1	9/10/2012 15:31	66.1	15/10/2012 11:01	69.0
4/10/2012 10:01	66.9	9/10/2012 16:01	69.2	15/10/2012 11:31	68.3
4/10/2012 10:31	66.2	9/10/2012 16:31	67.9	15/10/2012 12:01	65.3
4/10/2012 11:01	66.9	9/10/2012 17:01	67.9	15/10/2012 12:31	64.9
4/10/2012 11:31	66.1	9/10/2012 17:31	67.4	15/10/2012 13:01	68.0
4/10/2012 12:01	66.3	9/10/2012 18:01	66.2	15/10/2012 13:31	68.1
4/10/2012 12:31	66.1	9/10/2012 18:31	63.9	15/10/2012 14:01	67.4
4/10/2012 13:01	65.2	10/10/2012 7:01	63.8	15/10/2012 14:31	66.2
4/10/2012 13:31	65.8	10/10/2012 7:31	66.2	15/10/2012 15:01	66.2
4/10/2012 14:01	66.7	10/10/2012 8:01	68.1	15/10/2012 15:31	65.2
4/10/2012 14:31	66.5	10/10/2012 8:31	68.1	15/10/2012 16:01	65.8
4/10/2012 15:01	66.6	10/10/2012 9:01	68.8	15/10/2012 16:31	68.6
4/10/2012 15:31	65.9	10/10/2012 9:31	70.7	15/10/2012 17:01	67.3
4/10/2012 16:01	64.6	10/10/2012 10:01	69.7	15/10/2012 17:31	68.0
4/10/2012 16:31	67.8	10/10/2012 10:31	69.1	15/10/2012 18:01	64.0
4/10/2012 17:01	65.5	10/10/2012 11:01	70.1	15/10/2012 18:31	63.3
4/10/2012 17:31	65.2	10/10/2012 11:31	67.9	16/10/2012 7:01	62.7
4/10/2012 18:01	66.5	10/10/2012 12:01	64.1	16/10/2012 7:31	63.2
4/10/2012 18:31	65.7	10/10/2012 12:31	64.7	16/10/2012 8:01	64.8
5/10/2012 7:01	62.7	10/10/2012 13:01	66.9	16/10/2012 8:31	64.4
5/10/2012 7:31	65.9	10/10/2012 13:31	68.9	16/10/2012 9:01	64.6
5/10/2012 8:01	66.3	10/10/2012 14:01	69.0	16/10/2012 9:31	65.2
5/10/2012 8:31	67.5	10/10/2012 14:31	68.5	16/10/2012 10:01	65.3
5/10/2012 9:01	67.2	10/10/2012 15:01	68.9	16/10/2012 10:31	65.3
5/10/2012 9:31	66.9	10/10/2012 15:31	67.3	16/10/2012 10:31	65.2
5/10/2012 10:01	67.5	10/10/2012 16:01	69.2	16/10/2012 11:01	64.4
5/10/2012 10:31	67.8	10/10/2012 16:31	68.5	16/10/2012 11:31	64.5
5/10/2012 11:01	67.8	10/10/2012 17:01	67.9	16/10/2012 12:01	64.6
5/10/2012 11:31	66.1	10/10/2012 17:31	66.3	16/10/2012 12:31	63.8
5/10/2012 12:01	64.7	10/10/2012 18:01	64.8	16/10/2012 13:01	63.4
5/10/2012 12:31	64.4	10/10/2012 18:31	63.2	16/10/2012 13:31	64.1
		11/10/2012 7:01	63.2	16/10/2012 14:01	63.4
		11/10/2012 7:31	65.7	16/10/2012 14:31	62.7

16/10/2012 15:01	63.5	22/10/2012 10:01	64.5	27/10/2012 17:01	62.2
16/10/2012 15:31	64.8	22/10/2012 10:31	62.9	27/10/2012 17:31	63.4
16/10/2012 16:01	64.5	22/10/2012 11:01	61.7	27/10/2012 18:01	66.3
16/10/2012 16:31	65.2	22/10/2012 11:31	61.2	27/10/2012 18:31	67.9
16/10/2012 17:01	64.8	22/10/2012 12:01	60.8		
16/10/2012 17:31	64.7	22/10/2012 12:31	60.2		
16/10/2012 18:01	64.9	22/10/2012 13:01	60.1		
16/10/2012 18:31	63.5	22/10/2012 13:31	59.7		
17/10/2012 7:01	65.2	22/10/2012 14:01	59.3		
17/10/2012 7:31	65.7	22/10/2012 14:31	58.9		
17/10/2012 8:01	66.0	22/10/2012 15:01	59.0		
17/10/2012 8:31	69.5	22/10/2012 15:31	59.1		
17/10/2012 9:01	68.3	22/10/2012 16:01	59.6		
17/10/2012 9:31	69.5	22/10/2012 16:31	60.4		
17/10/2012 10:01	69.5	22/10/2012 17:01	61.7		
17/10/2012 10:31	68.9	22/10/2012 17:31	62.4		
17/10/2012 11:01	68.9	22/10/2012 18:01	65.2		
17/10/2012 11:31	68.4	22/10/2012 18:31	67.0		
17/10/2012 12:01	65.4	24/10/2012 7:01	64.5		
17/10/2012 12:31	64.9	24/10/2012 7:31	64.3		
17/10/2012 13:01	68.0	24/10/2012 8:01	63.8		
17/10/2012 13:31	67.3	24/10/2012 8:31	63.9		
17/10/2012 14:01	66.3	24/10/2012 9:01	63.4		
17/10/2012 14:31	66.3	24/10/2012 9:31	63.4		
17/10/2012 15:01	65.8	24/10/2012 10:01	63.7		
17/10/2012 15:31	65.8	24/10/2012 10:31	63.1		
17/10/2012 16:01	66.4	24/10/2012 11:01	62.4		
17/10/2012 16:31	67.				

Real-time Noise Data RTN1 (FEHD Hong Kong Transport Section Whitefield Depot)

30/9/2012 7:31	63.2	30/9/2012 16:41	64.3	1/10/2012 9:51	65.0	2/10/2012 19:01	62.4	2/10/2012 13:11	63.5	2/10/2012 22:21	62.7
30/9/2012 7:36	61.9	30/9/2012 16:46	65.0	1/10/2012 9:56	64.7	1/10/2012 19:06	62.3	2/10/2012 13:16	64.2	2/10/2012 22:26	62.7
30/9/2012 7:41	63.0	30/9/2012 16:51	63.8	1/10/2012 10:01	64.8	1/10/2012 19:11	62.5	2/10/2012 13:21	64.9	2/10/2012 22:31	63.1
30/9/2012 7:46	61.6	30/9/2012 16:56	63.9	1/10/2012 10:06	64.4	1/10/2012 19:16	62.8	2/10/2012 13:26	63.9	2/10/2012 22:36	63.2
30/9/2012 7:51	62.3	30/9/2012 17:01	63.8	1/10/2012 10:11	64.8	1/10/2012 19:21	62.3	2/10/2012 13:31	65.0	2/10/2012 22:41	63.2
30/9/2012 7:56	63.3	30/9/2012 17:06	63.4	1/10/2012 10:16	64.7	1/10/2012 19:26	62.5	2/10/2012 13:36	63.6	2/10/2012 22:46	63.0
30/9/2012 8:01	64.3	30/9/2012 17:11	63.8	1/10/2012 10:21	64.2	1/10/2012 19:31	63.3	2/10/2012 13:41	63.4	2/10/2012 22:51	62.9
30/9/2012 8:06	62.4	30/9/2012 17:16	63.3	1/10/2012 10:26	64.7	1/10/2012 19:36	63.5	2/10/2012 13:46	64.1	2/10/2012 22:56	62.8
30/9/2012 8:11	62.7	30/9/2012 17:21	64.0	1/10/2012 10:31	64.5	1/10/2012 19:41	63.5	2/10/2012 13:51	65.9	3/10/2012 19:01	66.8
30/9/2012 8:16	62.9	30/9/2012 17:26	63.6	1/10/2012 10:36	64.1	1/10/2012 19:46	63.1	2/10/2012 13:56	63.1	3/10/2012 19:06	66.6
30/9/2012 8:21	64.3	30/9/2012 17:31	62.1	1/10/2012 10:41	64.8	1/10/2012 19:51	63.2	2/10/2012 14:01	64.4	3/10/2012 19:11	67.6
30/9/2012 8:26	64.8	30/9/2012 17:36	62.8	1/10/2012 10:46	65.2	1/10/2012 19:56	63.0	2/10/2012 14:06	64.2	3/10/2012 19:16	66.3
30/9/2012 8:31	63.9	30/9/2012 17:41	63.5	1/10/2012 10:51	64.0	1/10/2012 20:01	63.5	2/10/2012 14:11	64.0	3/10/2012 19:21	66.7
30/9/2012 8:36	64.1	30/9/2012 17:46	63.0	1/10/2012 10:56	63.5	1/10/2012 20:06	63.3	2/10/2012 14:16	64.1	3/10/2012 19:26	68.6
30/9/2012 8:41	64.0	30/9/2012 17:51	63.1	1/10/2012 11:01	64.2	1/10/2012 20:11	62.7	2/10/2012 14:21	64.4	3/10/2012 19:31	68.3
30/9/2012 8:46	64.3	30/9/2012 17:56	63.2	1/10/2012 11:06	63.8	1/10/2012 20:16	62.8	2/10/2012 14:26	64.2	3/10/2012 19:36	67.4
30/9/2012 8:51	63.8	30/9/2012 18:01	63.8	1/10/2012 11:11	63.2	1/10/2012 20:21	64.4	2/10/2012 14:31	64.6	3/10/2012 19:41	67.6
30/9/2012 8:56	64.9	30/9/2012 18:06	62.5	1/10/2012 11:16	63.7	1/10/2012 20:26	63.5	2/10/2012 14:36	64.7	3/10/2012 19:46	67.8
30/9/2012 9:01	65.9	30/9/2012 18:11	63.1	1/10/2012 11:21	63.7	1/10/2012 20:31	62.6	2/10/2012 14:41	65.0	3/10/2012 19:51	68.1
30/9/2012 9:06	66.8	30/9/2012 18:16	63.0	1/10/2012 11:26	64.8	1/10/2012 20:36	62.8	2/10/2012 14:46	64.2	3/10/2012 19:56	67.5
30/9/2012 9:11	66.4	30/9/2012 18:21	62.3	1/10/2012 11:31	64.0	1/10/2012 20:41	62.3	2/10/2012 14:51	64.1	3/10/2012 20:01	65.0
30/9/2012 9:16	66.3	30/9/2012 18:26	62.1	1/10/2012 11:36	64.6	1/10/2012 20:46	62.9	2/10/2012 14:56	63.7	3/10/2012 20:06	69.0
30/9/2012 9:21	65.8	30/9/2012 18:31	61.7	1/10/2012 11:41	64.1	1/10/2012 20:51	62.5	2/10/2012 15:01	63.9	3/10/2012 20:11	66.5
30/9/2012 9:26	65.6	30/9/2012 18:36	62.2	1/10/2012 11:46	63.3	1/10/2012 20:56	62.4	2/10/2012 15:06	63.7	3/10/2012 20:16	66.8
30/9/2012 9:31	66.1	30/9/2012 18:41	62.0	1/10/2012 11:51	63.8	1/10/2012 21:01	71.4	2/10/2012 15:11	63.6	3/10/2012 20:21	66.4
30/9/2012 9:36	65.6	30/9/2012 18:46	62.3	1/10/2012 11:56	63.0	1/10/2012 21:06	70.9	2/10/2012 15:16	63.7	3/10/2012 20:26	65.4
30/9/2012 9:41	65.4	30/9/2012 18:51	61.9	1/10/2012 12:01	64.0	1/10/2012 21:11	73.3	2/10/2012 15:21	65.7	3/10/2012 20:31	64.0
30/9/2012 9:46	65.5	30/9/2012 18:56	61.6	1/10/2012 12:06	63.3	1/10/2012 21:16	72.9	2/10/2012 15:26	64.3	3/10/2012 20:36	63.6
30/9/2012 9:51	65.3	30/9/2012 19:01	60.9	1/10/2012 12:11	62.6	1/10/2012 21:21	71.8	2/10/2012 15:31	64.0	3/10/2012 20:41	63.4
30/9/2012 9:56	65.0	30/9/2012 19:06	62.2	1/10/2012 12:16	63.7	1/10/2012 21:26	71.4	2/10/2012 15:36	63.4	3/10/2012 20:46	64.0
30/9/2012 10:01	65.1	30/9/2012 19:11	61.4	1/10/2012 12:21	63.3	1/10/2012 21:31	63.9	2/10/2012 15:41	63.6	3/10/2012 20:51	65.2
30/9/2012 10:06	65.5	30/9/2012 19:16	61.9	1/10/2012 12:26	64.3	1/10/2012 21:36	63.7	2/10/2012 15:46	63.6	3/10/2012 20:56	65.2
30/9/2012 10:11	65.1	30/9/2012 19:21	61.8	1/10/2012 12:31	61.9	1/10/2012 21:41	63.6	2/10/2012 15:51	63.5	3/10/2012 21:01	64.4
30/9/2012 10:16	65.2	30/9/2012 19:26	62.4	1/10/2012 12:36	62.8	1/10/2012 21:46	63.6	2/10/2012 15:56	63.8	3/10/2012 21:06	64.4
30/9/2012 10:21	64.7	30/9/2012 19:31	61.7	1/10/2012 12:41	62.9	1/10/2012 21:51	64.2	2/10/2012 16:01	63.4	3/10/2012 21:11	64.3
30/9/2012 10:26	64.6	30/9/2012 19:36	62.1	1/10/2012 12:46	62.6	1/10/2012 21:56	63.8	2/10/2012 16:06	64.2	3/10/2012 21:16	64.0
30/9/2012 10:31	65.8	30/9/2012 19:41	62.3	1/10/2012 12:51	62.5	1/10/2012 22:01	63.3	2/10/2012 16:11	64.9	3/10/2012 21:21	65.6
30/9/2012 10:36	65.5	30/9/2012 19:46	61.8	1/10/2012 12:56	62.9	1/10/2012 22:06	64.1	2/10/2012 16:16	64.5	3/10/2012 21:26	63.9
30/9/2012 10:41	65.7	30/9/2012 19:51	61.7	1/10/2012 13:01	62.8	1/10/2012 22:11	64.4	2/10/2012 16:21	65.4	3/10/2012 21:31	64.4
30/9/2012 10:46	66.2	30/9/2012 19:56	61.7	1/10/2012 13:06	62.1	1/10/2012 22:16	63.5	2/10/2012 16:26	64.1	3/10/2012 21:36	64.0
30/9/2012 10:51	65.7	30/9/2012 20:01	61.2	1/10/2012 13:11	62.7	1/10/2012 22:21	63.9	2/10/2012 16:31	65.1	3/10/2012 21:41	64.2
30/9/2012 10:56	64.8	30/9/2012 20:06	61.5	1/10/2012 13:16	63.3	1/10/2012 22:26	64.2	2/10/2012 16:36	64.2	3/10/2012 21:46	65.0
30/9/2012 11:01	64.6	30/9/2012 20:11	63.1	1/10/2012 13:21	64.0	1/10/2012 22:31	64.1	2/10/2012 16:41	64.3	3/10/2012 21:51	64.6
30/9/2012 11:06	64.9	30/9/2012 20:16	61.5	1/10/2012 13:26	65.0	1/10/2012 22:36	65.1	2/10/2012 16:46	63.6	3/10/2012 21:56	64.1
30/9/2012 11:11	64.9	30/9/2012 20:21	61.6	1/10/2012 13:31	62.7	1/10/2012 22:41	63.0	2/10/2012 16:51	63.9	3/10/2012 22:01	64.4
30/9/2012 11:16	65.7	30/9/2012 20:26	61.2	1/10/2012 13:36	62.9	1/10/2012 22:46	63.4	2/10/2012 16:56	64.1	3/10/2012 22:06	64.5
30/9/2012 11:21	64.9	30/9/2012 20:31	61.2	1/10/2012 13:41	62.8	1/10/2012 22:51	64.1	2/10/2012 17:01	64.2	3/10/2012 22:11	64.0
30/9/2012 11:26	65.2	30/9/2012 20:36	62.4	1/10/2012 13:46	63.6	1/10/2012 22:56	63.5	2/10/2012 17:06	64.2	3/10/2012 22:16	64.6
30/9/2012 11:31	65.1	30/9/2012 20:41	62.4	1/10/2012 13:51	62.7	1/10/2012 23:01	64.2	2/10/2012 17:11	64.2	3/10/2012 22:21	64.4
30/9/2012 11:36	64.7	30/9/2012 20:46	61.5	1/10/2012 13:56	62.7	2/10/2012 7:06	65.2	2/10/2012 17:16	64.9	3/10/2012 22:26	64.1
30/9/2012 11:41	65.6	30/9/2012 20:51	61.6	1/10/2012 14:01	62.7	2/10/2012 7:11	63.9	2/10/2012 17:21	63.9	3/10/2012 22:31	64.6
30/9/2012 11:46	64.8	30/9/2012 20:56	61.7	1/10/2012 14:06	63.0	2/10/2012 7:16	65.0	2/10/2012 17:26	63.8	3/10/2012 22:36	64.3
30/9/2012 11:51	63.4	30/9/2012 21:01	61.9	1/10/2012 14:11	62.9	2/10/2012 7:21	63.2	2/10/2012 17:31	63.5	3/10/2012 22:41	64.6
30/9/2012 11:56	64.9	30/9/2012 21:06	61.5	1/10/2012 14:16	62.9	2/10/2012 7:26	63.2	2/10/2012 17:36	65.8	3/10/2012 22:46	63.9
30/9/2012 12:01	63.6	30/9/2012 21:11	61.6	1/10/2012 14:21	63.5	2/10/2012 7:31	61.3	2/10/2012 17:41	63.5	3/10/2012 22:51	64.0
30/9/2012 12:06	64.4	30/9/2012 21:16	61.5	1/10/2012 14:26	62.8	2/10/2012 7:36	61.0	2/10/2012 17:46	63.4	3/10/2012 22:56	63.9
30/9/2012 12:11	63.0	30/9/2012 21:21	62.1	1/10/2012 14:31	64.7	2/10/2012 7:41	61.6	2/10/2012 17:51	63.0	4/10/2012 19:01	66.5
30/9/2012 12:16	63.0	30/9/2012 21:26	61.7	1/10/2012 14:36	64.1	2/10/2012 7:46	62.0	2/10/2012 17:56	63.2	4/10/2012 19:06	65.8
30/9/2012 12:21	62.8	30/9/2012 21:31	63.7	1/10/2012 14:41	63.5	2/10/2012 7:51	61.2	2/10/2012 18:01	62.6	4/10/2012 19:11	65.2
30/9/2012 12:26	62.5	30/9/2012 21:36	61.7	1/10/2012 14:46	62.8	2/10/2012 7:56	61.6	2/10/2012 18:06	63.5	4/10/2012 19:16	65.9
30/9/2012 12:31	64.0	30/9/2012 21:41	61.4	1/10/2012 14:51	62.7	2/10/2012 8:01	61.5	2/10/2012 18:11	63.5	4/10/2012 19:21	65.4
30/9/2012 12:36	65.0	30/9/2012 21:46	61.3	1/10/2012 14:56	63.0	2/10/2012 8:06	61.9	2/10/2012 18:16	63.5	4/10/2012 19:26	65.0
30/9/2012 12:41	63.6	30/9/2012 21:51	61.6	1/10/2012 15:01	62.1	2/10/2012 8:11	61.7	2/10/2012 18:21	64.3	4/10/2012 19:31	65.1
30/9/2012 12:46	63.9	30/9/2012 21:56	61.7	1/10/2012 15:06	63.2	2/10/2012 8:16	62.3	2/10/2012 18:26	63.3	4/10/2012 19:36	65.2
30/9/2012 12:51	63.6	30/9/2012 22:01	62.2	1/10/2012 15:11	64.2	2/10/2012 8:21	63.6	2/10/2012 18:31	62.7	4/10/2012 19:41	65.4
30/9/2012 12:56	63.9	30/9/2012 22:06	61.6	1/10/2012 15:16	63.6	2/10/2012 8:26	63.5	2/10/2012 18:36	63.0	4/10/2012 19:46	65.6
30/9/2012 13:01	63.6	30/9/2012 22:11	61.5	1/10/2012 15:21	63.7	2/10/2012 8:31	63.5	2/10/2012 18:41	62.7	4/10/2012 19:51	64.3
30/9/2012 13:06	63.5	30/9/2012 22:16	61.9	1/10/2012 15:26	62.4	2/10/2012 8:36	63.8	2/10/2012 18:46	62.9	4/10/2012 19:56	63.7
30/9/2012 13:11	64.4	30/9/2012 22:21	62.1	1/10/2012 15:31	62.7	2/10/2012 8:41	63.9	2/10/2012 18:51	62.9	4/10/2012 20:01	63.5

Real-time Noise Data RTN1 (FEHD Hong Kong Transport Section Whitefield Depot)

5/10/2012 19:31	61.9	7/10/2012 8:41	64.1	7/10/2012 17:51	65.4	9/10/2012 21:01	62.4	11/10/2012 22:11	61.5	14/10/2012 7:21	64.3
5/10/2012 19:36	62.0	7/10/2012 8:46	64.5	7/10/2012 17:56	64.7	9/10/2012 21:06	62.5	11/10/2012 22:16	61.9	14/10/2012 7:26	65.7
5/10/2012 19:41	62.5	7/10/2012 8:51	64.1	7/10/2012 18:01	65.1	9/10/2012 21:11	62.6	11/10/2012 22:21	61.9	14/10/2012 7:31	64.2
5/10/2012 19:46	63.5	7/10/2012 8:56	64.0	7/10/2012 18:06	63.6	9/10/2012 21:16	62.8	11/10/2012 22:26	61.9	14/10/2012 7:36	65.9
5/10/2012 19:51	62.4	7/10/2012 9:01	63.7	7/10/2012 18:11	62.1	9/10/2012 21:21	62.6	11/10/2012 22:31	61.5	14/10/2012 7:41	65.7
5/10/2012 19:56	62.9	7/10/2012 9:06	63.8	7/10/2012 18:16	63.1	9/10/2012 21:26	62.8	11/10/2012 22:36	61.7	14/10/2012 7:46	66.1
5/10/2012 20:01	64.1	7/10/2012 9:11	64.1	7/10/2012 18:21	62.2	9/10/2012 21:31	62.7	11/10/2012 22:41	61.6	14/10/2012 7:51	65.1
5/10/2012 20:06	63.7	7/10/2012 9:16	64.0	7/10/2012 18:26	63.8	9/10/2012 21:36	63.3	11/10/2012 22:46	61.6	14/10/2012 7:56	66.0
5/10/2012 20:11	64.3	7/10/2012 9:21	63.5	7/10/2012 18:31	61.6	9/10/2012 21:41	62.3	11/10/2012 22:51	61.5	14/10/2012 8:01	66.1
5/10/2012 20:16	63.4	7/10/2012 9:26	64.0	7/10/2012 18:36	63.4	9/10/2012 21:46	63.1	11/10/2012 22:56	61.6	14/10/2012 8:06	66.5
5/10/2012 20:21	63.6	7/10/2012 9:31	64.2	7/10/2012 18:41	62.4	9/10/2012 21:51	62.8	12/10/2012 19:01	64.7	14/10/2012 8:11	64.9
5/10/2012 20:26	63.1	7/10/2012 9:36	64.3	7/10/2012 18:46	62.6	9/10/2012 21:56	63.0	12/10/2012 19:06	64.0	14/10/2012 8:16	65.5
5/10/2012 20:31	63.2	7/10/2012 9:41	64.4	7/10/2012 18:51	63.4	9/10/2012 22:01	62.7	12/10/2012 19:11	63.0	14/10/2012 8:21	67.4
5/10/2012 20:36	63.2	7/10/2012 9:46	63.8	7/10/2012 18:56	63.1	9/10/2012 22:06	63.1	12/10/2012 19:16	63.5	14/10/2012 8:26	66.4
5/10/2012 20:41	63.5	7/10/2012 9:51	63.9	7/10/2012 19:01	62.4	9/10/2012 22:11	62.1	12/10/2012 19:21	63.2	14/10/2012 8:31	68.6
5/10/2012 20:46	63.7	7/10/2012 9:56	64.2	7/10/2012 19:06	61.9	9/10/2012 22:16	63.0	12/10/2012 19:26	64.1	14/10/2012 8:36	67.1
5/10/2012 20:51	63.0	7/10/2012 10:01	63.7	7/10/2012 19:11	62.2	9/10/2012 22:21	62.6	12/10/2012 19:31	65.5	14/10/2012 8:41	65.6
5/10/2012 20:56	64.0	7/10/2012 10:06	64.0	7/10/2012 19:16	62.4	9/10/2012 22:26	62.3	12/10/2012 19:36	64.5	14/10/2012 8:46	69.4
5/10/2012 21:01	64.0	7/10/2012 10:11	64.1	7/10/2012 19:21	63.3	9/10/2012 22:31	62.4	12/10/2012 19:41	63.8	14/10/2012 8:51	68.4
5/10/2012 21:06	63.6	7/10/2012 10:16	63.9	7/10/2012 19:26	62.7	9/10/2012 22:36	62.1	12/10/2012 19:46	65.1	14/10/2012 8:56	67.1
5/10/2012 21:11	63.2	7/10/2012 10:21	63.8	7/10/2012 19:31	63.0	9/10/2012 22:41	62.1	12/10/2012 19:51	65.6	14/10/2012 9:01	67.7
5/10/2012 21:16	62.8	7/10/2012 10:26	63.5	7/10/2012 19:36	63.4	9/10/2012 22:46	62.0	12/10/2012 19:56	65.2	14/10/2012 9:06	68.4
5/10/2012 21:21	62.5	7/10/2012 10:31	63.5	7/10/2012 19:41	63.3	9/10/2012 22:51	61.4	12/10/2012 20:01	66.4	14/10/2012 9:11	67.0
5/10/2012 21:26	63.2	7/10/2012 10:36	63.9	7/10/2012 19:46	63.7	9/10/2012 22:56	61.4	12/10/2012 20:06	65.8	14/10/2012 9:16	69.0
5/10/2012 21:31	62.6	7/10/2012 10:41	63.4	7/10/2012 19:51	63.2	10/10/2012 19:01	62.7	12/10/2012 20:11	65.9	14/10/2012 9:21	68.4
5/10/2012 21:36	63.0	7/10/2012 10:46	63.2	7/10/2012 19:56	63.0	10/10/2012 19:06	61.9	12/10/2012 20:16	63.7	14/10/2012 9:26	68.6
5/10/2012 21:41	62.5	7/10/2012 10:51	63.7	7/10/2012 20:01	62.8	10/10/2012 19:11	62.0	12/10/2012 20:21	63.3	14/10/2012 9:31	68.4
5/10/2012 21:46	62.2	7/10/2012 10:56	63.2	7/10/2012 20:06	62.8	10/10/2012 19:16	61.9	12/10/2012 20:26	65.7	14/10/2012 9:36	65.2
5/10/2012 21:51	62.7	7/10/2012 11:01	68.9	7/10/2012 20:11	63.3	10/10/2012 19:21	63.0	12/10/2012 20:31	64.7	14/10/2012 9:41	67.3
5/10/2012 21:56	62.4	7/10/2012 11:06	69.0	7/10/2012 20:16	62.5	10/10/2012 19:26	63.4	12/10/2012 20:36	64.7	14/10/2012 9:46	60.8
5/10/2012 22:01	62.9	7/10/2012 11:11	69.3	7/10/2012 20:21	62.2	10/10/2012 19:31	62.7	12/10/2012 20:41	64.4	14/10/2012 9:51	56.9
5/10/2012 22:06	62.2	7/10/2012 11:16	69.1	7/10/2012 20:26	63.3	10/10/2012 19:36	63.2	12/10/2012 20:46	63.4	14/10/2012 9:56	60.7
5/10/2012 22:11	62.6	7/10/2012 11:21	69.3	7/10/2012 20:31	63.2	10/10/2012 19:41	63.3	12/10/2012 20:51	63.2	14/10/2012 10:01	69.4
5/10/2012 22:16	62.3	7/10/2012 11:26	68.9	7/10/2012 20:36	62.3	10/10/2012 19:46	62.6	12/10/2012 20:56	64.9	14/10/2012 10:06	69.4
5/10/2012 22:21	62.4	7/10/2012 11:31	68.4	7/10/2012 20:41	63.1	10/10/2012 19:51	63.1	12/10/2012 21:01	66.6	14/10/2012 10:11	69.4
5/10/2012 22:26	62.2	7/10/2012 11:36	62.3	7/10/2012 20:46	62.2	10/10/2012 19:56	62.6	12/10/2012 21:06	66.3	14/10/2012 10:16	67.7
5/10/2012 22:31	62.0	7/10/2012 11:41	62.4	7/10/2012 21:51	62.4	10/10/2012 20:01	62.7	12/10/2012 21:11	63.8	14/10/2012 10:21	65.9
5/10/2012 22:36	62.3	7/10/2012 11:46	63.0	7/10/2012 21:56	62.3	10/10/2012 20:06	63.3	12/10/2012 21:16	64.9	14/10/2012 10:26	68.6
5/10/2012 22:41	62.0	7/10/2012 11:51	64.1	7/10/2012 22:01	62.2	10/10/2012 20:11	62.2	12/10/2012 21:21	63.6	14/10/2012 10:31	69.3
5/10/2012 22:46	61.9	7/10/2012 11:56	64.5	7/10/2012 22:06	62.3	10/10/2012 20:16	63.5	12/10/2012 21:26	64.5	14/10/2012 10:36	68.2
5/10/2012 22:51	61.7	7/10/2012 12:01	63.8	7/10/2012 22:11	61.9	10/10/2012 20:21	63.5	12/10/2012 21:31	64.5	14/10/2012 10:41	65.1
5/10/2012 22:56	62.0	7/10/2012 12:06	64.1	7/10/2012 22:16	61.7	10/10/2012 20:26	62.3	12/10/2012 21:36	63.4	14/10/2012 10:46	66.2
6/10/2012 19:01	63.4	7/10/2012 12:11	64.3	7/10/2012 22:21	62.6	10/10/2012 20:31	62.6	12/10/2012 21:41	64.9	14/10/2012 10:51	68.3
6/10/2012 19:06	63.4	7/10/2012 12:16	64.5	7/10/2012 22:26	62.3	10/10/2012 20:36	63.4	12/10/2012 21:46	64.6	14/10/2012 10:56	61.7
6/10/2012 19:11	63.5	7/10/2012 12:21	64.5	7/10/2012 22:31	62.0	10/10/2012 20:41	63.0	12/10/2012 21:51	65.0	14/10/2012 11:01	68.8
6/10/2012 19:16	63.2	7/10/2012 12:26	64.4	7/10/2012 22:36	62.9	10/10/2012 20:46	62.4	12/10/2012 21:56	63.2	14/10/2012 11:06	60.5
6/10/2012 19:21	63.4	7/10/2012 12:31	65.6	7/10/2012 22:41	63.3	10/10/2012 20:51	62.4	12/10/2012 22:01	63.0	14/10/2012 11:11	68.4
6/10/2012 19:26	63.9	7/10/2012 12:36	65.4	7/10/2012 22:46	62.3	10/10/2012 20:56	61.9	12/10/2012 22:06	63.9	14/10/2012 11:16	68.6
6/10/2012 19:31	63.4	7/10/2012 12:41	66.1	7/10/2012 22:51	62.2	10/10/2012 21:01	62.1	12/10/2012 22:11	64.2	14/10/2012 11:21	68.5
6/10/2012 19:36	63.7	7/10/2012 12:46	66.1	7/10/2012 22:56	62.5	10/10/2012 21:06	61.8	12/10/2012 22:16	63.3	14/10/2012 11:26	69.1
6/10/2012 19:41	64.0	7/10/2012 12:51	66.6	8/10/2012 19:01	65.7	10/10/2012 21:11	61.9	12/10/2012 22:21	64.9	14/10/2012 11:31	68.3
6/10/2012 19:46	63.7	7/10/2012 12:56	66.4	8/10/2012 19:06	65.5	10/10/2012 21:16	61.3	12/10/2012 22:26	64.4	14/10/2012 11:36	69.3
6/10/2012 19:51	63.8	7/10/2012 13:01	66.5	8/10/2012 19:11	65.9	10/10/2012 21:21	62.6	12/10/2012 22:31	63.8	14/10/2012 11:41	69.0
6/10/2012 19:56	63.9	7/10/2012 13:06	66.0	8/10/2012 19:16	65.7	10/10/2012 21:26	62.0	12/10/2012 22:36	63.4	14/10/2012 11:46	67.0
6/10/2012 20:01	63.9	7/10/2012 13:11	65.5	8/10/2012 19:21	65.2	10/10/2012 21:31	61.5	12/10/2012 22:41	65.1	14/10/2012 11:51	66.3
6/10/2012 20:06	63.4	7/10/2012 13:16	66.2	8/10/2012 19:26	66.1	10/10/2012 21:36	61.7	12/10/2012 22:46	64.1	14/10/2012 11:56	65.9
6/10/2012 20:11	63.5	7/10/2012 13:21	65.3	8/10/2012 19:31	65.4	10/10/2012 21:41	62.0	12/10/2012 22:51	64.3	14/10/2012 12:01	66.6
6/10/2012 20:16	63.5	7/10/2012 13:26	65.0	8/10/2012 19:36	65.1	10/10/2012 21:46	61.1	12/10/2012 22:56	64.3	14/10/2012 12:06	64.4
6/10/2012 20:21	63.5	7/10/2012 13:31	64.8	8/10/2012 19:41	65.2	10/10/2012 21:51	61.2	13/10/2012 19:01	64.7	14/10/2012 12:11	64.3
6/10/2012 20:26	63.3	7/10/2012 13:36	64.3	8/10/2012 19:46	64.9	10/10/2012 21:56	61.4	13/10/2012 19:06	64.0	14/10/2012 12:16	65.5
6/10/2012 20:31	64.8	7/10/2012 13:41	65.0	8/10/2012 19:51	65.6	10/10/2012 22:01	61.6	13/10/2012 19:11	63.0	14/10/2012 12:21	64.9
6/10/2012 20:36	64.8	7/10/2012 13:46	64.8	8/10/2012 19:56	65.1	10/10/2012 22:06	61.3	13/10/2012 19:16	63.5	14/10/2012 12:26	66.1
6/10/2012 20:41	64.6	7/10/2012 13:51	66.9	8/10/2012 20:01	65.2	10/10/2012 22:11	62.4	13/10/2012 19:21	63.2	14/10/2012 12:31	65.6
6/10/2012 20:46	64.5	7/10/2012 13:56	66.5	8/10/2012 20:06	65.3	10/10/2012 22:16	61.6	13/10/2012 19:26	64.1	14/10/2012 12:36	63.6
6/10/2012 20:51	64.1	7/10/2012 14:01	65.9	8/10/2012 20:11	65.0	10/10/2012 22:21	61.4	13/10/2012 19:31	65.5	14/10/2012 12:41	64.3
6/10/2012 20:56	64.4	7/10/2012 14:06	67.7	8/10/2012 20:16	64.7	10/10/2012 22:26	61.6	13/10/2012 19:36	64.5	14/10/2012 12:46	65.1
6/10/2012 21:01	64.5	7/10/2012 14:11	67.0	8/10/2012 20:21	65.2	10/10/2012 22:31	62.2	13/10/2012 19:41	63.8	14/10/2012 12:51	63.5
6/10/2012 21:06	64.8	7/10/2012 14:16	65.5	8/10/2012 20:26	65.0	10/10/2012 22:36	61.2	13/10/2012 19:46	65.1	14/10/2012 12:56	

Real-time Noise Data RTN1 (FEHD Hong Kong Transport Section Whitefield Depot)

14/10/2012 16:31 68.5	15/10/2012 21:41 66.0	17/10/2012 22:51 64.1	20/10/2012 20:01 58.4	21/10/2012 13:11 65.2	21/10/2012 22:21 64.6
14/10/2012 16:36 68.7	15/10/2012 21:46 64.0	17/10/2012 22:56 64.2	20/10/2012 20:06 58.3	21/10/2012 13:16 65.9	21/10/2012 22:26 63.8
14/10/2012 16:41 68.5	15/10/2012 21:51 65.2	18/10/2012 19:01 64.6	20/10/2012 20:11 59.4	21/10/2012 13:21 66.0	21/10/2012 22:31 64.3
14/10/2012 16:46 68.0	15/10/2012 21:56 64.4	18/10/2012 19:06 64.2	20/10/2012 20:16 58.9	21/10/2012 13:26 65.6	21/10/2012 22:36 63.8
14/10/2012 16:51 68.4	15/10/2012 22:01 63.9	18/10/2012 19:11 64.3	20/10/2012 20:21 58.7	21/10/2012 13:31 65.3	21/10/2012 22:41 64.5
14/10/2012 16:56 68.5	15/10/2012 22:06 65.2	18/10/2012 19:16 64.3	20/10/2012 20:26 58.7	21/10/2012 13:36 64.9	21/10/2012 22:46 64.0
14/10/2012 17:01 66.0	15/10/2012 22:11 62.3	18/10/2012 19:21 64.0	20/10/2012 20:31 59.4	21/10/2012 13:41 64.6	21/10/2012 22:51 63.8
14/10/2012 17:06 68.0	15/10/2012 22:16 64.1	18/10/2012 19:26 64.7	20/10/2012 20:36 59.5	21/10/2012 13:46 64.3	21/10/2012 22:56 63.6
14/10/2012 17:11 67.4	15/10/2012 22:21 64.4	18/10/2012 19:31 65.8	20/10/2012 20:41 58.8	21/10/2012 13:51 65.0	22/10/2012 19:01 67.4
14/10/2012 17:16 69.0	15/10/2012 22:26 62.1	18/10/2012 19:36 65.3	20/10/2012 20:46 59.8	21/10/2012 13:56 65.0	22/10/2012 19:06 67.5
14/10/2012 17:21 66.5	15/10/2012 22:31 62.4	18/10/2012 19:41 64.2	20/10/2012 20:51 60.0	21/10/2012 14:01 65.3	22/10/2012 19:11 67.3
14/10/2012 17:26 66.6	15/10/2012 22:36 64.7	18/10/2012 19:46 64.1	20/10/2012 20:56 59.7	21/10/2012 14:06 65.0	22/10/2012 19:16 67.0
14/10/2012 17:31 65.2	15/10/2012 22:41 62.8	18/10/2012 19:51 64.2	20/10/2012 21:01 59.1	21/10/2012 14:11 65.9	22/10/2012 19:21 66.7
14/10/2012 17:36 65.3	15/10/2012 22:46 63.8	18/10/2012 19:56 63.9	20/10/2012 21:06 60.5	21/10/2012 14:16 66.3	22/10/2012 19:26 66.9
14/10/2012 17:41 64.4	15/10/2012 22:51 66.6	18/10/2012 20:01 64.2	20/10/2012 21:11 59.0	21/10/2012 14:21 66.0	22/10/2012 19:31 67.1
14/10/2012 17:46 65.9	15/10/2012 22:56 64.5	18/10/2012 20:06 63.2	20/10/2012 21:16 60.5	21/10/2012 14:26 65.4	22/10/2012 19:36 67.2
14/10/2012 17:51 64.3	16/10/2012 19:01 64.2	18/10/2012 20:11 64.1	20/10/2012 21:21 59.7	21/10/2012 14:31 65.6	22/10/2012 19:41 67.3
14/10/2012 17:56 64.6	16/10/2012 19:06 65.0	18/10/2012 20:16 64.2	20/10/2012 21:26 59.7	21/10/2012 14:36 66.1	22/10/2012 19:46 67.1
14/10/2012 18:01 66.3	16/10/2012 19:11 65.1	18/10/2012 20:21 64.4	20/10/2012 21:31 60.6	21/10/2012 14:41 66.0	22/10/2012 19:51 67.2
14/10/2012 18:06 64.5	16/10/2012 19:16 63.5	18/10/2012 20:26 64.7	20/10/2012 21:36 61.9	21/10/2012 14:46 65.6	22/10/2012 19:56 67.9
14/10/2012 18:11 62.8	16/10/2012 19:21 63.9	18/10/2012 20:31 64.4	20/10/2012 21:41 60.9	21/10/2012 14:51 65.7	22/10/2012 20:01 68.8
14/10/2012 18:16 64.2	16/10/2012 19:26 63.4	18/10/2012 20:36 64.2	20/10/2012 21:46 61.2	21/10/2012 14:56 65.2	22/10/2012 20:06 68.2
14/10/2012 18:21 63.7	16/10/2012 19:31 64.4	18/10/2012 20:41 64.7	20/10/2012 21:51 61.7	21/10/2012 15:01 64.9	22/10/2012 20:11 68.6
14/10/2012 18:26 65.4	16/10/2012 19:36 63.2	18/10/2012 20:46 64.4	20/10/2012 21:56 61.8	21/10/2012 15:06 65.6	22/10/2012 20:16 67.8
14/10/2012 18:31 62.7	16/10/2012 19:41 64.3	18/10/2012 20:51 64.3	20/10/2012 22:01 62.1	21/10/2012 15:11 65.0	22/10/2012 20:21 67.7
14/10/2012 18:36 63.9	16/10/2012 19:46 64.5	18/10/2012 20:56 65.2	20/10/2012 22:06 62.3	21/10/2012 15:16 64.8	22/10/2012 20:26 67.5
14/10/2012 18:41 64.5	16/10/2012 19:51 65.7	18/10/2012 21:01 64.7	20/10/2012 22:11 63.5	21/10/2012 15:21 64.9	22/10/2012 20:31 68.0
14/10/2012 18:46 63.2	16/10/2012 19:56 63.7	18/10/2012 21:06 64.6	20/10/2012 22:16 63.3	21/10/2012 15:26 64.0	22/10/2012 20:36 68.2
14/10/2012 18:51 65.0	16/10/2012 20:01 63.2	18/10/2012 21:11 64.1	20/10/2012 22:21 62.8	21/10/2012 15:31 64.9	22/10/2012 20:41 68.2
14/10/2012 18:56 64.3	16/10/2012 20:06 64.1	18/10/2012 21:16 64.0	20/10/2012 22:26 62.8	21/10/2012 15:36 63.5	22/10/2012 20:46 69.2
14/10/2012 19:01 63.6	16/10/2012 20:11 64.6	18/10/2012 21:21 64.4	20/10/2012 22:31 63.9	21/10/2012 15:41 64.4	22/10/2012 20:51 67.1
14/10/2012 19:06 63.4	16/10/2012 20:16 62.8	18/10/2012 21:26 65.0	20/10/2012 22:36 63.6	21/10/2012 15:46 64.1	22/10/2012 20:56 68.3
14/10/2012 19:11 64.9	16/10/2012 20:21 65.2	18/10/2012 21:31 64.3	20/10/2012 22:41 64.3	21/10/2012 15:51 65.3	22/10/2012 21:01 67.8
14/10/2012 19:16 63.0	16/10/2012 20:26 65.1	18/10/2012 21:36 64.7	20/10/2012 22:46 64.3	21/10/2012 15:56 65.4	22/10/2012 21:06 68.0
14/10/2012 19:21 63.6	16/10/2012 20:31 66.1	18/10/2012 21:41 64.5	20/10/2012 22:51 64.4	21/10/2012 16:01 64.5	22/10/2012 21:11 68.7
14/10/2012 19:26 64.5	16/10/2012 20:36 63.7	18/10/2012 21:46 63.8	20/10/2012 22:56 64.1	21/10/2012 16:06 64.1	22/10/2012 21:16 68.4
14/10/2012 19:31 64.3	16/10/2012 20:41 63.8	18/10/2012 21:51 63.9	21/10/2012 7:01 63.0	21/10/2012 16:11 64.8	22/10/2012 21:21 68.1
14/10/2012 19:36 66.6	16/10/2012 20:46 63.8	18/10/2012 21:56 64.4	21/10/2012 7:06 63.5	21/10/2012 16:16 64.6	22/10/2012 21:26 67.1
14/10/2012 19:41 65.9	16/10/2012 20:51 64.4	18/10/2012 22:01 65.3	21/10/2012 7:11 63.3	21/10/2012 16:21 63.8	22/10/2012 21:31 67.5
14/10/2012 19:46 64.1	16/10/2012 20:56 62.7	18/10/2012 22:06 64.1	21/10/2012 7:16 63.9	21/10/2012 16:26 64.5	22/10/2012 21:36 67.2
14/10/2012 19:51 65.5	16/10/2012 21:01 63.5	18/10/2012 22:11 64.2	21/10/2012 7:21 63.8	21/10/2012 16:31 64.6	22/10/2012 21:41 66.9
14/10/2012 19:56 64.6	16/10/2012 21:06 64.9	18/10/2012 22:16 63.8	21/10/2012 7:26 63.2	21/10/2012 16:36 64.7	22/10/2012 21:46 67.2
14/10/2012 20:01 64.9	16/10/2012 21:11 64.0	18/10/2012 22:21 64.6	21/10/2012 7:31 63.6	21/10/2012 16:41 64.8	22/10/2012 21:51 68.0
14/10/2012 20:06 65.1	16/10/2012 21:16 66.9	18/10/2012 22:26 64.0	21/10/2012 7:36 63.7	21/10/2012 16:46 64.9	22/10/2012 21:56 67.7
14/10/2012 20:11 66.0	16/10/2012 21:21 66.0	18/10/2012 22:31 64.0	21/10/2012 7:41 64.3	21/10/2012 16:51 64.7	22/10/2012 22:01 67.1
14/10/2012 20:16 65.5	16/10/2012 21:26 66.4	18/10/2012 22:36 63.9	21/10/2012 7:46 65.1	21/10/2012 16:56 64.7	22/10/2012 22:06 68.1
14/10/2012 20:21 63.4	16/10/2012 21:31 63.0	18/10/2012 22:41 64.3	21/10/2012 7:51 63.7	21/10/2012 17:01 64.7	22/10/2012 22:11 67.6
14/10/2012 20:26 65.4	16/10/2012 21:36 62.4	18/10/2012 22:46 64.0	21/10/2012 7:56 64.4	21/10/2012 17:06 65.3	22/10/2012 22:16 67.7
14/10/2012 20:31 64.1	16/10/2012 21:41 64.8	18/10/2012 22:51 63.6	21/10/2012 8:01 64.3	21/10/2012 17:11 65.6	22/10/2012 22:21 66.5
14/10/2012 20:36 64.4	16/10/2012 21:46 63.5	18/10/2012 22:56 63.9	21/10/2012 8:06 64.2	21/10/2012 17:16 65.3	22/10/2012 22:26 65.4
14/10/2012 20:41 63.8	16/10/2012 21:51 63.8	19/10/2012 19:01 62.3	21/10/2012 8:11 65.6	21/10/2012 17:21 64.6	22/10/2012 22:31 66.1
14/10/2012 20:46 64.8	16/10/2012 21:56 64.1	19/10/2012 19:06 62.6	21/10/2012 8:16 65.3	21/10/2012 17:26 64.4	22/10/2012 22:36 65.7
14/10/2012 20:51 64.9	16/10/2012 22:01 65.3	19/10/2012 19:11 62.2	21/10/2012 8:21 65.1	21/10/2012 17:31 63.7	22/10/2012 22:41 64.1
14/10/2012 20:56 65.4	16/10/2012 22:06 63.0	19/10/2012 19:16 62.1	21/10/2012 8:26 65.3	21/10/2012 17:36 64.1	22/10/2012 22:46 64.2
14/10/2012 21:01 66.1	16/10/2012 22:11 63.3	19/10/2012 19:21 63.2	21/10/2012 8:31 63.8	21/10/2012 17:41 63.3	22/10/2012 22:51 64.7
14/10/2012 21:06 64.1	16/10/2012 22:16 64.3	19/10/2012 19:26 62.0	21/10/2012 8:36 65.0	21/10/2012 17:46 64.6	22/10/2012 22:56 64.3
14/10/2012 21:11 65.0	16/10/2012 22:21 63.7	19/10/2012 19:31 62.0	21/10/2012 8:41 64.5	21/10/2012 17:51 63.6	23/10/2012 7:01 63.5
14/10/2012 21:16 63.3	16/10/2012 22:26 63.7	19/10/2012 19:36 62.9	21/10/2012 8:46 64.7	21/10/2012 17:56 63.6	23/10/2012 7:06 63.1
14/10/2012 21:21 63.8	16/10/2012 22:31 62.9	19/10/2012 19:41 65.7	21/10/2012 8:51 63.9	21/10/2012 18:01 64.0	23/10/2012 7:11 62.8
14/10/2012 21:26 64.3	16/10/2012 22:36 61.9	19/10/2012 19:46 64.8	21/10/2012 8:56 63.9	21/10/2012 18:06 62.6	23/10/2012 7:16 62.5
14/10/2012 21:31 64.4	16/10/2012 22:41 64.2	19/10/2012 19:51 65.1	21/10/2012 9:01 64.3	21/10/2012 18:11 62.9	23/10/2012 7:21 62.5
14/10/2012 21:36 65.1	16/10/2012 22:46 62.6	19/10/2012 19:56 65.9	21/10/2012 9:06 64.3	21/10/2012 18:16 63.1	23/10/2012 7:26 63.3
14/10/2012 21:41 65.2	16/10/2012 22:51 62.3	19/10/2012 20:01 65.2	21/10/2012 9:11 64.8	21/10/2012 18:21 63.9	23/10/2012 7:31 63.4
14/10/2012 21:46 64.1	16/10/2012 22:56 62.8	19/10/2012 20:06 64.9	21/10/2012 9:16 65.1	21/10/2012 18:26 63.9	23/10/2012 7:36 63.1
14/10/2012 21:51 64.3	17/10/2012 19:01 64.4	19/10/2012 20:11 65.1	21/10/2012 9:21 64.5	21/10/2012 18:31 64.4	23/10/2012 7:41 63.2
14/10/2012 21:56 62.8	17/10/2012 19:06 64.0	19/10/2012 20:16 64.4	21/10/2012 9:26 65.3	21/10/2012 18:36 64.2	23/10/2012 7:46 63.2
14/10/2012 22:01 64.3	17/10/2012 19:11 62.5	19/10/2012 20:21 64.3	21/10/2012 9:31 65.0	21/10/2012 18:41 64.7	23/10/2012 7:51 62.7
14/10/2012 22:06 65.5	17/10/2012 19:16 64.9	19/10/2012 20:26 64.4	21/10/2012 9:36 66.1	21/10/2012 18:46 64.7	23/10/2012 7:56 62.3
14/10/2012 22:11 63.9	17/10/2012 19:21 64.0	19/10/2012 20:31 64.0	21/10/2012 9:41 66.1	21/10/2012 18:51 64.7	23/10/2012 8:01 62.4
14/10/2012 22:16 63.7	17/10/2012 19:26 63.4	19/10/2012 20:36 64.6	21/10/2012 9:46 65.4	21/10/2012 18:56 64.8	23/10/2012 8:06 62.1
14/10/2012 22:21 65.3	17/10/2012 19:31 65.0	19/10/2012 20:41 64.3	21/10/2012 9:51 65.3	21/10/2012 19:01 64.4	23/10/2012 8:11 62.4
14/10/2012 22:26 63.7	17/10/2012 19:36 65.0	19/10/2012 20:46 64.2	21/10/2012 9:56 65.1	21/10/2012 19:06 64.6	23/10/2012 8:16 62.6
14/10/2012 22:31 62.7	17/10/2012 19:41 65.8	19/10/2012 20:51 64.6	21/10/2012 10:01 65.3	21/10/2012 19:11 64.1	23/10/2012 8:21 62.5
14/10/2012 22:36 64.8	17/10/2012 19:46 64.8	19/10/2012 20:56 63.7	21/10/2012 10:06 66.0	21/10/2012 19:16 64.1	23/10/2012 8:26 62.6
14/10/2012 22:41 63.4	17/10/2012 19:51 65.2	19/10/2012 21:01 64.6	21/10/2012 10:11 65.6	21/10/2012 19:21 63.5	23/10/2012 8:31 62.7
14/10/2012 22:46 65.3	17/10/2012 19:56 66.1	19/10/2012 21:06 64.1	21/10/2012 10:16 66.0	21/10/2012 19:26 65.7	23/10/2012 8:36 62.0
14/10/2012 22:51 65.0	17/10/2012 20:01 65.0	19/10/2012 21:11 64.0	21/10/2012 10:21 65.2	21/10	

Real-time Noise Data RTN1 (FEHD Hong Kong Transport Section Whitefield Depot)

23/10/2012 11:31 61.1	23/10/2012 20:41 64.7	25/10/2012 21:51 68.5	29/9/2012 1:01 61.7	30/9/2012 2:11 60.5
23/10/2012 11:36 61.1	23/10/2012 20:46 64.8	25/10/2012 21:56 67.6	29/9/2012 1:06 61.8	30/9/2012 2:16 60.0
23/10/2012 11:41 61.9	23/10/2012 20:51 64.7	25/10/2012 22:01 67.7	29/9/2012 1:11 61.9	30/9/2012 2:21 60.6
23/10/2012 11:46 61.4	23/10/2012 20:56 66.3	25/10/2012 22:06 67.5	29/9/2012 1:16 61.8	30/9/2012 2:26 60.0
23/10/2012 11:51 61.3	23/10/2012 21:01 65.6	25/10/2012 22:11 62.7	29/9/2012 1:21 61.3	30/9/2012 2:31 60.7
23/10/2012 11:56 60.5	23/10/2012 21:06 66.7	25/10/2012 22:16 67.8	29/9/2012 1:26 61.7	30/9/2012 2:36 60.8
23/10/2012 12:01 61.1	23/10/2012 21:11 65.9	25/10/2012 22:21 66.8	29/9/2012 1:31 61.2	30/9/2012 2:41 60.2
23/10/2012 12:06 60.3	23/10/2012 21:16 65.7	25/10/2012 22:26 66.9	29/9/2012 1:36 61.1	30/9/2012 2:46 60.0
23/10/2012 12:11 60.7	23/10/2012 21:21 65.3	25/10/2012 22:31 66.3	29/9/2012 1:41 61.0	30/9/2012 2:51 60.4
23/10/2012 12:16 60.4	23/10/2012 21:26 64.9	25/10/2012 22:36 64.9	29/9/2012 1:46 61.1	30/9/2012 2:56 60.2
23/10/2012 12:21 60.0	23/10/2012 21:31 65.1	25/10/2012 22:41 64.3	29/9/2012 1:51 61.1	30/9/2012 3:01 61.0
23/10/2012 12:26 59.4	23/10/2012 21:36 67.2	25/10/2012 22:46 63.6	29/9/2012 1:56 61.4	30/9/2012 3:06 60.6
23/10/2012 12:31 60.1	23/10/2012 21:41 66.2	25/10/2012 22:51 64.2	29/9/2012 2:01 61.4	30/9/2012 3:11 59.9
23/10/2012 12:36 60.0	23/10/2012 21:46 66.7	25/10/2012 22:56 63.9	29/9/2012 2:06 61.0	30/9/2012 3:16 59.8
23/10/2012 12:41 59.5	23/10/2012 21:51 69.2	26/10/2012 19:01 65.8	29/9/2012 2:11 61.2	30/9/2012 3:21 60.6
23/10/2012 12:46 59.3	23/10/2012 21:56 67.9	26/10/2012 19:06 66.6	29/9/2012 2:16 61.0	30/9/2012 3:26 59.6
23/10/2012 12:51 59.8	23/10/2012 22:01 68.5	26/10/2012 19:11 66.9	29/9/2012 2:21 60.8	30/9/2012 3:31 59.9
23/10/2012 12:56 59.6	23/10/2012 22:06 67.3	26/10/2012 19:16 67.7	29/9/2012 2:26 61.1	30/9/2012 3:36 60.1
23/10/2012 13:01 60.2	23/10/2012 22:11 68.3	26/10/2012 19:21 67.4	29/9/2012 2:31 60.9	30/9/2012 3:41 60.1
23/10/2012 13:06 59.4	23/10/2012 22:16 67.1	26/10/2012 19:26 67.3	29/9/2012 2:36 61.1	30/9/2012 3:46 59.9
23/10/2012 13:11 59.1	23/10/2012 22:21 65.4	26/10/2012 19:31 67.3	29/9/2012 2:41 61.2	30/9/2012 3:51 59.9
23/10/2012 13:16 60.0	23/10/2012 22:26 65.9	26/10/2012 19:36 67.7	29/9/2012 2:46 60.7	30/9/2012 3:56 60.2
23/10/2012 13:21 59.5	23/10/2012 22:31 64.7	26/10/2012 19:41 67.0	29/9/2012 2:51 61.1	30/9/2012 4:01 61.2
23/10/2012 13:26 58.9	23/10/2012 22:36 64.3	26/10/2012 19:46 66.6	29/9/2012 2:56 61.1	30/9/2012 4:06 60.9
23/10/2012 13:31 59.4	23/10/2012 22:41 63.8	26/10/2012 19:51 66.4	29/9/2012 3:01 60.4	30/9/2012 4:11 59.7
23/10/2012 13:36 59.5	23/10/2012 22:46 64.1	26/10/2012 19:56 66.5	29/9/2012 3:06 61.2	30/9/2012 4:16 59.4
23/10/2012 13:41 59.7	23/10/2012 22:51 63.6	26/10/2012 20:01 66.9	29/9/2012 3:11 60.9	30/9/2012 4:21 59.5
23/10/2012 13:46 59.5	23/10/2012 22:56 64.2	26/10/2012 20:06 66.3	29/9/2012 3:16 61.4	30/9/2012 4:26 59.8
23/10/2012 13:51 58.8	24/10/2012 19:01 64.2	26/10/2012 20:11 66.4	29/9/2012 3:21 60.5	30/9/2012 4:31 59.1
23/10/2012 13:56 59.1	24/10/2012 19:06 65.3	26/10/2012 20:16 66.8	29/9/2012 3:26 60.8	30/9/2012 4:36 59.0
23/10/2012 14:01 58.7	24/10/2012 19:11 64.2	26/10/2012 20:21 67.9	29/9/2012 3:31 60.7	30/9/2012 4:41 59.1
23/10/2012 14:06 58.7	24/10/2012 19:16 66.3	26/10/2012 20:26 67.8	29/9/2012 3:36 60.1	30/9/2012 4:46 59.0
23/10/2012 14:11 58.4	24/10/2012 19:21 68.4	26/10/2012 20:31 67.6	29/9/2012 3:41 60.3	30/9/2012 4:51 58.4
23/10/2012 14:16 59.0	24/10/2012 19:26 68.1	26/10/2012 20:36 66.6	29/9/2012 3:46 60.5	30/9/2012 4:56 59.1
23/10/2012 14:21 58.5	24/10/2012 19:31 66.1	26/10/2012 20:41 67.0	29/9/2012 3:51 60.3	30/9/2012 5:01 59.1
23/10/2012 14:26 59.5	24/10/2012 19:36 66.1	26/10/2012 20:46 67.8	29/9/2012 3:56 60.2	30/9/2012 5:06 59.4
23/10/2012 14:31 58.9	24/10/2012 19:41 66.4	26/10/2012 20:51 68.2	29/9/2012 4:01 60.1	30/9/2012 5:11 58.9
23/10/2012 14:36 58.5	24/10/2012 19:46 65.6	26/10/2012 20:56 69.0	29/9/2012 4:06 60.7	30/9/2012 5:16 59.2
23/10/2012 14:41 58.4	24/10/2012 19:51 65.2	26/10/2012 21:01 68.4	29/9/2012 4:11 60.9	30/9/2012 5:21 59.4
23/10/2012 14:46 58.9	24/10/2012 19:56 65.3	26/10/2012 21:06 68.0	29/9/2012 4:16 60.1	30/9/2012 5:26 59.3
23/10/2012 14:51 59.0	24/10/2012 20:01 67.6	26/10/2012 21:11 68.9	29/9/2012 4:21 60.6	30/9/2012 5:31 59.3
23/10/2012 14:56 59.2	24/10/2012 20:06 64.4	26/10/2012 21:16 68.2	29/9/2012 4:26 59.8	30/9/2012 5:36 59.9
23/10/2012 15:01 59.1	24/10/2012 20:11 68.3	26/10/2012 21:21 67.9	29/9/2012 4:31 60.0	30/9/2012 5:41 59.9
23/10/2012 15:06 58.4	24/10/2012 20:16 68.0	26/10/2012 21:26 68.0	29/9/2012 4:36 60.2	30/9/2012 5:46 59.8
23/10/2012 15:11 58.8	24/10/2012 20:21 68.3	26/10/2012 21:31 69.0	29/9/2012 4:41 60.7	30/9/2012 5:51 60.0
23/10/2012 15:16 58.4	24/10/2012 20:26 68.1	26/10/2012 21:36 68.0	29/9/2012 4:46 60.2	30/9/2012 5:56 59.7
23/10/2012 15:21 58.2	24/10/2012 20:31 61.2	26/10/2012 21:41 67.6	29/9/2012 4:51 60.2	30/9/2012 6:01 60.1
23/10/2012 15:26 58.7	24/10/2012 20:36 65.1	26/10/2012 21:46 68.3	29/9/2012 4:56 60.1	30/9/2012 6:06 60.5
23/10/2012 15:31 59.1	24/10/2012 20:41 65.8	26/10/2012 21:51 67.3	29/9/2012 5:01 60.5	30/9/2012 6:11 60.4
23/10/2012 15:36 58.4	24/10/2012 20:46 65.8	26/10/2012 21:56 67.8	29/9/2012 5:06 60.8	30/9/2012 6:16 60.6
23/10/2012 15:41 58.4	24/10/2012 20:51 68.8	26/10/2012 22:01 67.6	29/9/2012 5:11 60.6	30/9/2012 6:21 61.5
23/10/2012 15:46 60.2	24/10/2012 20:56 68.5	26/10/2012 22:06 68.0	29/9/2012 5:16 60.4	30/9/2012 6:26 61.3
23/10/2012 15:51 59.5	24/10/2012 21:01 68.9	26/10/2012 22:11 67.9	29/9/2012 5:21 60.6	30/9/2012 6:31 61.3
23/10/2012 15:56 58.7	24/10/2012 21:06 69.0	26/10/2012 22:16 67.1	29/9/2012 5:26 60.4	30/9/2012 6:36 61.2
23/10/2012 16:01 58.9	24/10/2012 21:11 68.6	26/10/2012 22:21 66.7	29/9/2012 5:31 60.5	30/9/2012 6:41 61.9
23/10/2012 16:06 59.1	24/10/2012 21:16 68.2	26/10/2012 22:26 65.7	29/9/2012 5:36 60.5	30/9/2012 6:46 61.5
23/10/2012 16:11 58.7	24/10/2012 21:21 68.4	26/10/2012 22:31 66.1	29/9/2012 5:41 61.4	30/9/2012 6:51 61.8
23/10/2012 16:16 58.5	24/10/2012 21:26 64.1	26/10/2012 22:36 65.6	29/9/2012 5:46 61.3	30/9/2012 6:56 61.4
23/10/2012 16:21 59.1	24/10/2012 21:31 68.4	26/10/2012 22:41 65.2	29/9/2012 5:51 60.3	30/9/2012 7:01 61.1
23/10/2012 16:26 59.4	24/10/2012 21:36 68.5	26/10/2012 22:46 65.6	29/9/2012 5:56 60.8	30/9/2012 7:06 61.1
23/10/2012 16:31 59.4	24/10/2012 21:41 68.5	26/10/2012 22:51 64.8	29/9/2012 6:01 60.5	30/9/2012 7:11 61.9
23/10/2012 16:36 59.7	24/10/2012 21:46 68.6	26/10/2012 22:56 65.2	29/9/2012 6:06 61.5	30/9/2012 7:16 60.8
23/10/2012 16:41 59.4	24/10/2012 21:51 68.9	27/10/2012 19:01 67.0	29/9/2012 6:11 61.4	30/9/2012 7:21 60.9
23/10/2012 16:46 58.9	24/10/2012 21:56 68.7	27/10/2012 19:06 67.3	29/9/2012 6:16 61.8	30/9/2012 7:26 61.2
23/10/2012 16:51 60.1	24/10/2012 22:01 68.9	27/10/2012 19:11 67.3	29/9/2012 6:21 61.5	30/9/2012 7:31 60.5
23/10/2012 16:56 60.3	24/10/2012 22:06 68.5	27/10/2012 19:16 67.5	29/9/2012 6:26 61.9	30/9/2012 7:36 61.8
23/10/2012 17:01 60.2	24/10/2012 22:11 68.0	27/10/2012 19:21 67.8	29/9/2012 6:31 61.7	30/9/2012 7:41 61.2
23/10/2012 17:06 60.1	24/10/2012 22:16 68.3	27/10/2012 19:26 68.1	29/9/2012 6:36 61.5	30/9/2012 7:46 61.4
23/10/2012 17:11 60.7	24/10/2012 22:21 68.1	27/10/2012 19:31 68.1	29/9/2012 6:41 61.8	30/9/2012 7:51 61.3
23/10/2012 17:16 60.7	24/10/2012 22:26 67.9	27/10/2012 19:36 69.1	29/9/2012 6:46 61.9	30/9/2012 7:56 61.3
23/10/2012 17:21 61.3	24/10/2012 22:31 68.1	27/10/2012 19:41 68.1	29/9/2012 6:51 61.7	1/10/2012 0:01 61.6
23/10/2012 17:26 61.9	24/10/2012 22:36 67.4	27/10/2012 19:46 68.2	29/9/2012 6:56 61.5	1/10/2012 0:06 60.9
23/10/2012 17:31 60.6	24/10/2012 22:41 67.1	27/10/2012 19:51 68.6	29/9/2012 7:01 61.0	1/10/2012 0:11 61.5
23/10/2012 17:36 61.7	24/10/2012 22:46 66.4	27/10/2012 19:56 68.3	29/9/2012 7:06 60.4	1/10/2012 0:16 61.5
23/10/2012 17:41 62.4	24/10/2012 22:51 66.5	27/10/2012 20:01 68.3	29/9/2012 7:11 60.6	1/10/2012 0:21 61.2
23/10/2012 17:46 61.1	24/10/2012 22:56 66.1	27/10/2012 20:06 68.0	29/9/2012 7:16 60.6	1/10/2012 0:26 61.4
23/10/2012 17:51 60.8	25/10/2012 19:01 66.6	27/10/2012 20:11 68.4	29/9/2012 7:21 60.4	1/10/2012 0:31 61.4
23/10/2012 17:56 61.6	25/10/2012 19:06 66.7	27/10/2012 20:16 68.7	29/9/2012 7:26 60.7	1/10/2012 0:36 60.9
23/10/2012 18:01 64.1	25/10/2012 19:11 65.5	27/10/2012 20:21 68.1	29/9/2012 7:31 61.1	1/10/2012 0:41 60.7
23/10/2012 18:06 62.2	25/10/2012 19:16 66.5	27/10/2012 20:26 67.2	29/9/2012 7:36 60.7	1/10/2012 0:46 60.5
23/10/2012 18:11 61.0	25/10/2012 19:21 66.5	27/10/2012 20:31 67.1	29/9/2012 7:41 60.8	1/10/2012 0:51 60.7
23/10/2012 18:16 62.5	25/10/2012 19:26 66.1	27/10/2012 20:36 67.2	29/9/2012 7:46 61.4	1/10/2012 0:56 60.8
23/10/2012 18:21 62.6	25/10/2012 19:31 66.9	27/10/2012 20:41 68.1	29/9/2012 7:51 61.5	1/10/2012 1:01 59.9
23/10/2012 18:26 61.2	25/10/2012 19:36 67.0	27/10/2012 20:46 68.1	29/9/2012 7:56 61.3	1/10/2012 1:06 60.6
23/10/2012 18:31 61.8	25/10/2012 19:41 67.6	27/10/2012 20:51 68.2	30/9/2012 0:01 61.5	1/10/2012 1:11 59.9
23/10/2012 18:36 62.9	25/10/2012 19:46 67.2	27/10/2012 20:56 68.2	30/9/2012 0:06 61.8	1/10/2012 1:16 59.9
23/10/2012 18:41 61.3	25/10/2012 19:51 67.5	27/10/2012 21:01 68.4	30/9/2012 0:11 61.8	1/10/2012 1:21 60.0
23/10/2012 18:46 62.4	25/10/2012 19:56 67.6	27/10/2012 21:06 68.9	30/9/2012 0:16 61.5	1/10/2012 1:26 60.3
23/10/2012 18:51 61.9	25/10/2012 20:01 67.5	27/10/2012 21:11 67.9	30/9/2012 0:21 61.7	1/10/2012 1:31 60.0
23/10/				

Real-time Noise Data RTN1 (FEHD Hong Kong Transport Section Whitefield Depot)

1/10/2012 3:21	59.5	2/10/2012 4:31	59.2	3/10/2012 5:41	61.2	4/10/2012 6:51	61.7	6/10/2012 0:01	61.3	7/10/2012 1:11	59.6
1/10/2012 3:26	59.1	2/10/2012 4:36	58.6	3/10/2012 5:46	61.0	4/10/2012 6:56	61.8	6/10/2012 0:06	40.3	7/10/2012 1:16	59.5
1/10/2012 3:31	59.3	2/10/2012 4:41	57.8	3/10/2012 5:51	61.2	4/10/2012 23:01	59.8	6/10/2012 0:11	61.6	7/10/2012 1:21	59.5
1/10/2012 3:36	59.1	2/10/2012 4:46	59.3	3/10/2012 5:56	61.8	4/10/2012 23:06	60.5	6/10/2012 0:16	51.5	7/10/2012 1:26	59.4
1/10/2012 3:41	58.9	2/10/2012 4:51	58.5	3/10/2012 6:01	61.8	4/10/2012 23:11	59.3	6/10/2012 0:21	61.3	7/10/2012 1:31	59.3
1/10/2012 3:46	61.2	2/10/2012 4:56	58.5	3/10/2012 6:06	56.6	4/10/2012 23:16	59.8	6/10/2012 0:26	61.4	7/10/2012 1:36	58.8
1/10/2012 3:51	60.2	2/10/2012 5:01	58.4	3/10/2012 6:11	61.7	4/10/2012 23:21	58.5	6/10/2012 0:31	61.5	7/10/2012 1:41	59.5
1/10/2012 3:56	60.1	2/10/2012 5:06	59.3	3/10/2012 6:16	57.9	4/10/2012 23:26	60.7	6/10/2012 0:36	58.9	7/10/2012 1:46	58.8
1/10/2012 4:01	59.2	2/10/2012 5:11	59.6	3/10/2012 6:21	57.1	4/10/2012 23:31	58.8	6/10/2012 0:41	61.3	7/10/2012 1:51	58.8
1/10/2012 4:06	59.4	2/10/2012 5:16	58.8	3/10/2012 6:26	56.2	4/10/2012 23:36	57.8	6/10/2012 0:46	61.5	7/10/2012 1:56	58.6
1/10/2012 4:11	59.3	2/10/2012 5:21	60.1	3/10/2012 6:31	58.0	4/10/2012 23:41	58.5	6/10/2012 0:51	61.4	7/10/2012 2:01	58.4
1/10/2012 4:16	59.5	2/10/2012 5:26	58.9	3/10/2012 6:36	60.2	4/10/2012 23:46	58.7	6/10/2012 0:56	61.3	7/10/2012 2:06	58.4
1/10/2012 4:21	59.1	2/10/2012 5:31	59.6	3/10/2012 6:41	60.6	4/10/2012 23:51	58.8	6/10/2012 1:01	60.6	7/10/2012 2:11	58.5
1/10/2012 4:26	59.3	2/10/2012 5:36	60.9	3/10/2012 6:46	59.7	4/10/2012 23:56	58.2	6/10/2012 1:06	60.2	7/10/2012 2:16	58.4
1/10/2012 4:31	58.7	2/10/2012 5:41	59.9	3/10/2012 6:51	58.8	5/10/2012 0:01	61.1	6/10/2012 1:11	60.6	7/10/2012 2:21	58.1
1/10/2012 4:36	59.5	2/10/2012 5:46	60.2	3/10/2012 6:56	61.4	5/10/2012 0:06	61.8	6/10/2012 1:16	60.4	7/10/2012 2:26	58.2
1/10/2012 4:41	59.0	2/10/2012 5:51	60.8	3/10/2012 23:01	57.8	5/10/2012 0:11	61.1	6/10/2012 1:21	60.6	7/10/2012 2:31	58.1
1/10/2012 4:46	58.8	2/10/2012 5:56	61.5	3/10/2012 23:06	57.8	5/10/2012 0:16	60.7	6/10/2012 1:26	60.5	7/10/2012 2:36	58.5
1/10/2012 4:51	59.6	2/10/2012 6:01	60.0	3/10/2012 23:11	57.6	5/10/2012 0:21	61.0	6/10/2012 1:31	60.3	7/10/2012 2:41	58.2
1/10/2012 4:56	58.9	2/10/2012 6:06	61.8	3/10/2012 23:16	59.4	5/10/2012 0:26	61.3	6/10/2012 1:36	60.0	7/10/2012 2:46	57.7
1/10/2012 5:01	58.8	2/10/2012 6:11	61.6	3/10/2012 23:21	58.8	5/10/2012 0:31	60.6	6/10/2012 1:41	60.8	7/10/2012 2:51	57.7
1/10/2012 5:06	58.8	2/10/2012 6:16	61.6	3/10/2012 23:26	57.5	5/10/2012 0:36	60.5	6/10/2012 1:46	60.0	7/10/2012 2:56	57.5
1/10/2012 5:11	59.4	2/10/2012 6:21	61.8	3/10/2012 23:31	59.0	5/10/2012 0:41	60.5	6/10/2012 1:51	60.2	7/10/2012 3:01	57.4
1/10/2012 5:16	58.7	2/10/2012 6:26	55.5	3/10/2012 23:36	59.7	5/10/2012 0:46	60.2	6/10/2012 1:56	60.4	7/10/2012 3:06	58.7
1/10/2012 5:21	58.4	2/10/2012 6:31	56.0	3/10/2012 23:41	58.3	5/10/2012 0:51	59.7	6/10/2012 2:01	60.5	7/10/2012 3:11	57.8
1/10/2012 5:26	58.4	2/10/2012 6:36	56.7	3/10/2012 23:46	54.9	5/10/2012 0:56	59.8	6/10/2012 2:06	60.1	7/10/2012 3:16	60.5
1/10/2012 5:31	58.8	2/10/2012 6:41	58.2	3/10/2012 23:51	56.1	5/10/2012 1:01	60.4	6/10/2012 2:11	59.8	7/10/2012 3:21	57.2
1/10/2012 5:36	58.5	2/10/2012 6:46	61.1	3/10/2012 23:56	51.9	5/10/2012 1:06	59.6	6/10/2012 2:16	59.3	7/10/2012 3:26	57.3
1/10/2012 5:41	58.2	2/10/2012 6:51	59.2	4/10/2012 0:01	59.8	5/10/2012 1:11	59.6	6/10/2012 2:21	60.4	7/10/2012 3:31	57.5
1/10/2012 5:46	58.8	2/10/2012 6:56	60.0	4/10/2012 0:06	57.6	5/10/2012 1:16	58.9	6/10/2012 2:26	60.4	7/10/2012 3:36	57.8
1/10/2012 5:51	58.4	2/10/2012 23:01	51.6	4/10/2012 0:11	56.1	5/10/2012 1:21	59.3	6/10/2012 2:31	60.0	7/10/2012 3:41	57.9
1/10/2012 5:56	59.3	2/10/2012 23:06	53.1	4/10/2012 0:16	56.4	5/10/2012 1:26	58.7	6/10/2012 2:36	60.2	7/10/2012 3:46	57.8
1/10/2012 6:01	59.2	2/10/2012 23:11	55.0	4/10/2012 0:21	56.2	5/10/2012 1:31	59.2	6/10/2012 2:41	59.7	7/10/2012 3:51	57.7
1/10/2012 6:06	57.9	2/10/2012 23:16	52.1	4/10/2012 0:26	56.8	5/10/2012 1:36	59.7	6/10/2012 2:46	59.7	7/10/2012 3:56	58.0
1/10/2012 6:11	57.8	2/10/2012 23:21	61.7	4/10/2012 0:31	54.7	5/10/2012 1:41	59.1	6/10/2012 2:51	59.3	7/10/2012 4:01	57.3
1/10/2012 6:16	59.0	2/10/2012 23:26	52.7	4/10/2012 0:36	56.8	5/10/2012 1:46	58.8	6/10/2012 2:56	59.5	7/10/2012 4:06	58.1
1/10/2012 6:21	60.5	2/10/2012 23:31	58.4	4/10/2012 0:41	55.2	5/10/2012 1:51	59.0	6/10/2012 3:01	59.8	7/10/2012 4:11	57.6
1/10/2012 6:26	59.6	2/10/2012 23:36	59.4	4/10/2012 0:46	54.1	5/10/2012 1:56	58.6	6/10/2012 3:06	59.5	7/10/2012 4:16	57.3
1/10/2012 6:31	59.3	2/10/2012 23:41	59.3	4/10/2012 0:51	53.2	5/10/2012 2:01	58.8	6/10/2012 3:11	59.2	7/10/2012 4:21	57.8
1/10/2012 6:36	59.1	2/10/2012 23:46	59.7	4/10/2012 0:56	54.7	5/10/2012 2:06	59.4	6/10/2012 3:16	58.7	7/10/2012 4:26	57.5
1/10/2012 6:41	59.1	2/10/2012 23:51	58.8	4/10/2012 1:01	53.0	5/10/2012 2:11	59.0	6/10/2012 3:21	59.5	7/10/2012 4:31	58.1
1/10/2012 6:46	58.9	2/10/2012 23:56	58.7	4/10/2012 1:06	54.7	5/10/2012 2:16	57.5	6/10/2012 3:26	58.7	7/10/2012 4:36	57.4
1/10/2012 6:51	58.9	3/10/2012 0:01	58.4	4/10/2012 1:11	61.8	5/10/2012 2:21	59.2	6/10/2012 3:31	59.1	7/10/2012 4:41	57.8
1/10/2012 6:56	59.9	3/10/2012 0:06	58.4	4/10/2012 1:16	56.3	5/10/2012 2:26	58.8	6/10/2012 3:36	58.9	7/10/2012 4:46	57.4
1/10/2012 23:01	55.9	3/10/2012 0:11	60.7	4/10/2012 1:21	54.5	5/10/2012 2:31	58.1	6/10/2012 3:41	59.4	7/10/2012 4:51	57.6
1/10/2012 23:06	58.8	3/10/2012 0:16	59.5	4/10/2012 1:26	61.9	5/10/2012 2:36	59.0	6/10/2012 3:46	60.0	7/10/2012 4:56	57.7
1/10/2012 23:11	59.0	3/10/2012 0:21	57.2	4/10/2012 1:31	61.6	5/10/2012 2:41	58.3	6/10/2012 3:51	59.5	7/10/2012 5:01	57.8
1/10/2012 23:16	58.8	3/10/2012 0:26	60.4	4/10/2012 1:36	61.2	5/10/2012 2:46	57.9	6/10/2012 3:56	60.4	7/10/2012 5:06	57.0
1/10/2012 23:21	57.7	3/10/2012 0:31	58.2	4/10/2012 1:41	61.1	5/10/2012 2:51	57.6	6/10/2012 4:01	59.6	7/10/2012 5:11	58.1
1/10/2012 23:26	55.1	3/10/2012 0:36	58.4	4/10/2012 1:46	61.0	5/10/2012 2:56	57.4	6/10/2012 4:06	59.3	7/10/2012 5:16	58.4
1/10/2012 23:31	59.2	3/10/2012 0:41	57.8	4/10/2012 1:51	60.5	5/10/2012 3:01	57.8	6/10/2012 4:11	59.3	7/10/2012 5:21	58.3
1/10/2012 23:36	55.8	3/10/2012 0:46	57.5	4/10/2012 1:56	60.6	5/10/2012 3:06	59.6	6/10/2012 4:16	59.5	7/10/2012 5:26	58.7
1/10/2012 23:41	61.9	3/10/2012 0:51	58.2	4/10/2012 2:01	61.2	5/10/2012 3:11	57.7	6/10/2012 4:21	59.1	7/10/2012 5:31	58.5
1/10/2012 23:46	55.7	3/10/2012 0:56	53.7	4/10/2012 2:06	59.9	5/10/2012 3:16	56.9	6/10/2012 4:26	59.2	7/10/2012 5:36	58.8
1/10/2012 23:51	54.7	3/10/2012 1:01	61.7	4/10/2012 2:11	60.6	5/10/2012 3:21	57.0	6/10/2012 4:31	58.9	7/10/2012 5:41	58.3
1/10/2012 23:56	61.8	3/10/2012 1:06	61.7	4/10/2012 2:16	61.3	5/10/2012 3:26	56.9	6/10/2012 4:36	59.1	7/10/2012 5:46	59.5
2/10/2012 0:01	54.5	3/10/2012 1:11	61.8	4/10/2012 2:21	60.5	5/10/2012 3:31	58.2	6/10/2012 4:41	59.4	7/10/2012 5:51	59.9
2/10/2012 0:06	55.6	3/10/2012 1:16	61.9	4/10/2012 2:26	61.1	5/10/2012 3:36	57.6	6/10/2012 4:46	58.8	7/10/2012 5:56	60.8
2/10/2012 0:11	54.5	3/10/2012 1:21	61.7	4/10/2012 2:31	60.5	5/10/2012 3:41	58.0	6/10/2012 4:51	58.9	7/10/2012 6:01	60.5
2/10/2012 0:16	55.1	3/10/2012 1:26	61.8	4/10/2012 2:36	59.7	5/10/2012 3:46	57.8	6/10/2012 4:56	59.1	7/10/2012 6:06	60.4
2/10/2012 0:21	61.7	3/10/2012 1:31	61.8	4/10/2012 2:41	60.4	5/10/2012 3:51	57.7	6/10/2012 5:01	59.5	7/10/2012 6:11	60.1
2/10/2012 0:26	61.5	3/10/2012 1:36	61.7	4/10/2012 2:46	60.7	5/10/2012 3:56	56.8	6/10/2012 5:06	58.7	7/10/2012 6:16	60.3
2/10/2012 0:31	61.9	3/10/2012 1:41	61.5	4/10/2012 2:51	60.1	5/10/2012 4:01	56.6	6/10/2012 5:11	59.4	7/10/2012 6:21	61.2
2/10/2012 0:36	61.7	3/10/2012 1:46	61.9	4/10/2012 2:56	59.3	5/10/2012 4:06	58.2	6/10/2012 5:16	59.2	7/10/2012 6:26	61.3
2/10/2012 0:41	61.9	3/10/2012 1:51	61.9	4/10/2012 3:01	60.6	5/10/2012 4:11	56.7	6/10/2012 5:21	59.1	7/10/2012 6:31	61.7
2/10/2012 0:46	59.0	3/10/2012 1:56	61.9	4/10/2012 3:06	59.9	5/10/2012 4:16	57.5	6/10/2012 5:26	59.4	7/10/2012 6:36	61.2
2/10/2012 0:51	61.8	3/10/2012 2:01	61.7	4/10/2012 3:11	59.7	5/10/2012 4:21	56.9	6/10/2012 5:31	59.2	7/10/2012 6:41	61.8
2/10/2012 0:56	61.6	3/10/2012 2:06	61.3	4/10/2012 3:16	59.7	5/10/2012 4:26	57.5	6/10/2012 5:36	58.9	7/10/2012 6:46	54.9
2/10/2012 1:01	61.4	3/10/2012 2:11	61.5	4/10/2012 3:21	59.8	5/10/2012 4:31	57.2	6/10/2012 5:41	59.4	7/10/2012 6:51	54.3
2/10/2012 1:06	60.7	3/10/2012 2:16	61.5	4/10/2012 3:26	59.5	5/10/2012 4:36	57.0	6/10/2012 5:46	60.2	7/10/2012 6:56	55.5
2/10/2012 1:11	61.0	3/10/2012 2:21	61.5	4/10/2012 3:31	60.5	5/10/2012 4:41	57.2	6/10/2012 5:51			

Real-time Noise Data RTN1 (FEHD Hong Kong Transport Section Whitefield Depot)

8/10/2012 2:21	57.6	9/10/2012 3:31	58.3	10/10/2012 4:41	59.1	11/10/2012 5:51	59.5	12/10/2012 23:01	60.8	14/10/2012 0:11	61.8
8/10/2012 2:26	57.5	9/10/2012 3:36	59.3	10/10/2012 4:46	59.1	11/10/2012 5:56	59.5	12/10/2012 23:06	58.4	14/10/2012 0:16	56.6
8/10/2012 2:31	57.9	9/10/2012 3:41	57.9	10/10/2012 4:51	58.9	11/10/2012 6:01	59.4	12/10/2012 23:11	58.9	14/10/2012 0:21	61.0
8/10/2012 2:36	57.8	9/10/2012 3:46	57.6	10/10/2012 4:56	58.8	11/10/2012 6:06	60.1	12/10/2012 23:16	54.7	14/10/2012 0:26	52.0
8/10/2012 2:41	57.3	9/10/2012 3:51	59.6	10/10/2012 5:01	59.4	11/10/2012 6:11	60.1	12/10/2012 23:21	60.3	14/10/2012 0:31	60.5
8/10/2012 2:46	57.2	9/10/2012 3:56	58.5	10/10/2012 5:06	59.7	11/10/2012 6:16	60.7	12/10/2012 23:26	60.1	14/10/2012 0:36	54.5
8/10/2012 2:51	57.2	9/10/2012 4:01	57.8	10/10/2012 5:11	58.8	11/10/2012 6:21	60.9	12/10/2012 23:31	56.1	14/10/2012 0:41	54.2
8/10/2012 2:56	57.5	9/10/2012 4:06	57.9	10/10/2012 5:16	59.2	11/10/2012 6:26	61.4	12/10/2012 23:36	59.9	14/10/2012 0:46	60.5
8/10/2012 3:01	57.6	9/10/2012 4:11	58.0	10/10/2012 5:21	58.9	11/10/2012 6:31	61.5	12/10/2012 23:41	59.9	14/10/2012 0:51	61.4
8/10/2012 3:06	57.0	9/10/2012 4:16	57.6	10/10/2012 5:26	59.4	11/10/2012 6:36	61.4	12/10/2012 23:46	58.0	14/10/2012 0:56	60.9
8/10/2012 3:11	56.9	9/10/2012 4:21	58.2	10/10/2012 5:31	59.1	11/10/2012 6:41	53.2	12/10/2012 23:51	57.8	14/10/2012 1:01	60.7
8/10/2012 3:16	57.5	9/10/2012 4:26	57.9	10/10/2012 5:36	59.5	11/10/2012 6:46	55.5	12/10/2012 23:56	58.3	14/10/2012 1:06	60.1
8/10/2012 3:21	57.3	9/10/2012 4:31	58.0	10/10/2012 5:41	59.1	11/10/2012 6:51	53.4	13/10/2012 0:01	59.5	14/10/2012 1:11	60.7
8/10/2012 3:26	56.9	9/10/2012 4:36	58.2	10/10/2012 5:46	59.4	11/10/2012 6:56	56.2	13/10/2012 0:06	52.6	14/10/2012 1:16	59.0
8/10/2012 3:31	56.8	9/10/2012 4:41	58.1	10/10/2012 5:51	60.1	11/10/2012 23:01	61.4	13/10/2012 0:11	55.8	14/10/2012 1:21	60.3
8/10/2012 3:36	56.9	9/10/2012 4:46	58.5	10/10/2012 5:56	60.1	11/10/2012 23:06	61.8	13/10/2012 0:16	61.7	14/10/2012 1:26	60.1
8/10/2012 3:41	57.2	9/10/2012 4:51	58.1	10/10/2012 6:01	60.3	11/10/2012 23:11	61.8	13/10/2012 0:21	61.5	14/10/2012 1:31	61.3
8/10/2012 3:46	57.2	9/10/2012 4:56	58.6	10/10/2012 6:06	60.9	11/10/2012 23:16	57.4	13/10/2012 0:26	57.4	14/10/2012 1:36	60.7
8/10/2012 3:51	57.8	9/10/2012 5:01	58.5	10/10/2012 6:11	60.9	11/10/2012 23:21	61.9	13/10/2012 0:31	61.8	14/10/2012 1:41	52.2
8/10/2012 3:56	58.9	9/10/2012 5:06	58.8	10/10/2012 6:16	61.0	11/10/2012 23:26	61.5	13/10/2012 0:36	38.8	14/10/2012 1:46	59.7
8/10/2012 4:01	57.8	9/10/2012 5:11	58.8	10/10/2012 6:21	61.0	11/10/2012 23:31	61.2	13/10/2012 0:41	61.5	14/10/2012 1:51	59.3
8/10/2012 4:06	58.5	9/10/2012 5:16	58.9	10/10/2012 6:26	61.5	11/10/2012 23:36	61.4	13/10/2012 0:46	60.8	14/10/2012 1:56	58.3
8/10/2012 4:11	58.1	9/10/2012 5:21	58.4	10/10/2012 6:31	61.6	11/10/2012 23:41	45.6	13/10/2012 0:51	61.5	14/10/2012 2:01	59.6
8/10/2012 4:16	57.6	9/10/2012 5:26	59.1	10/10/2012 6:36	50.7	11/10/2012 23:46	61.1	13/10/2012 0:56	60.6	14/10/2012 2:06	58.5
8/10/2012 4:21	57.0	9/10/2012 5:31	59.1	10/10/2012 6:41	57.5	11/10/2012 23:51	61.9	13/10/2012 1:01	60.2	14/10/2012 2:11	58.1
8/10/2012 4:26	57.5	9/10/2012 5:36	59.6	10/10/2012 6:46	57.3	11/10/2012 23:56	61.2	13/10/2012 1:06	39.1	14/10/2012 2:16	58.7
8/10/2012 4:31	57.8	9/10/2012 5:41	59.6	10/10/2012 6:51	57.7	12/10/2012 0:01	61.0	13/10/2012 1:11	47.3	14/10/2012 2:21	59.9
8/10/2012 4:36	56.9	9/10/2012 5:46	59.9	10/10/2012 6:56	57.0	12/10/2012 0:06	60.9	13/10/2012 1:16	60.3	14/10/2012 2:26	58.0
8/10/2012 4:41	58.1	9/10/2012 5:51	60.1	10/10/2012 23:01	61.1	12/10/2012 0:11	61.1	13/10/2012 1:21	45.9	14/10/2012 2:31	58.1
8/10/2012 4:46	57.4	9/10/2012 5:56	59.9	10/10/2012 23:06	60.8	12/10/2012 0:16	60.8	13/10/2012 1:26	59.9	14/10/2012 2:36	59.7
8/10/2012 4:51	58.5	9/10/2012 6:01	60.2	10/10/2012 23:11	61.4	12/10/2012 0:21	61.0	13/10/2012 1:31	59.6	14/10/2012 2:41	58.5
8/10/2012 4:56	56.8	9/10/2012 6:06	60.3	10/10/2012 23:16	61.6	12/10/2012 0:26	60.5	13/10/2012 1:36	60.9	14/10/2012 2:46	58.2
8/10/2012 5:01	57.1	9/10/2012 6:11	61.0	10/10/2012 23:21	60.7	12/10/2012 0:31	60.7	13/10/2012 1:41	61.1	14/10/2012 2:51	60.5
8/10/2012 5:06	56.8	9/10/2012 6:16	61.0	10/10/2012 23:26	60.8	12/10/2012 0:36	61.1	13/10/2012 1:46	59.5	14/10/2012 2:56	58.4
8/10/2012 5:11	57.4	9/10/2012 6:21	61.3	10/10/2012 23:31	60.8	12/10/2012 0:41	60.4	13/10/2012 1:51	59.2	14/10/2012 3:01	60.0
8/10/2012 5:16	57.5	9/10/2012 6:26	61.3	10/10/2012 23:36	60.9	12/10/2012 0:46	60.4	13/10/2012 1:56	58.9	14/10/2012 3:06	58.6
8/10/2012 5:21	57.7	9/10/2012 6:31	53.9	10/10/2012 23:41	60.6	12/10/2012 0:51	60.0	13/10/2012 2:01	57.5	14/10/2012 3:11	59.5
8/10/2012 5:26	56.2	9/10/2012 6:36	48.4	10/10/2012 23:46	61.1	12/10/2012 0:56	60.0	13/10/2012 2:06	60.8	14/10/2012 3:16	59.1
8/10/2012 5:31	56.6	9/10/2012 6:41	50.4	10/10/2012 23:51	60.5	12/10/2012 1:01	60.0	13/10/2012 2:11	57.7	14/10/2012 3:21	59.8
8/10/2012 5:36	56.4	9/10/2012 6:46	53.7	10/10/2012 23:56	61.2	12/10/2012 1:06	59.9	13/10/2012 2:16	59.4	14/10/2012 3:26	57.6
8/10/2012 5:41	56.1	9/10/2012 6:51	54.8	11/10/2012 0:01	60.8	12/10/2012 1:11	59.5	13/10/2012 2:21	59.9	14/10/2012 3:31	57.3
8/10/2012 5:46	57.2	9/10/2012 6:56	53.9	11/10/2012 0:06	61.7	12/10/2012 1:16	59.9	13/10/2012 2:26	60.3	14/10/2012 3:36	57.6
8/10/2012 5:51	56.6	9/10/2012 23:01	61.3	11/10/2012 0:11	60.5	12/10/2012 1:21	59.1	13/10/2012 2:31	58.6	14/10/2012 3:41	57.2
8/10/2012 5:56	57.2	9/10/2012 23:06	50.0	11/10/2012 0:16	60.5	12/10/2012 1:26	59.3	13/10/2012 2:36	59.7	14/10/2012 3:46	57.9
8/10/2012 6:01	57.7	9/10/2012 23:11	61.2	11/10/2012 0:21	60.1	12/10/2012 1:31	59.2	13/10/2012 2:41	58.2	14/10/2012 3:51	60.1
8/10/2012 6:06	57.1	9/10/2012 23:16	61.0	11/10/2012 0:26	60.3	12/10/2012 1:36	59.2	13/10/2012 2:46	57.2	14/10/2012 3:56	58.3
8/10/2012 6:11	56.6	9/10/2012 23:21	61.2	11/10/2012 0:31	59.9	12/10/2012 1:41	58.9	13/10/2012 2:51	58.3	14/10/2012 4:01	57.5
8/10/2012 6:16	57.9	9/10/2012 23:26	52.4	11/10/2012 0:36	60.0	12/10/2012 1:46	59.5	13/10/2012 2:56	59.2	14/10/2012 4:06	55.5
8/10/2012 6:21	56.6	9/10/2012 23:31	61.3	11/10/2012 0:41	60.0	12/10/2012 1:51	59.1	13/10/2012 3:01	59.0	14/10/2012 4:11	56.2
8/10/2012 6:26	57.2	9/10/2012 23:36	61.2	11/10/2012 0:46	60.3	12/10/2012 1:56	59.2	13/10/2012 3:06	58.4	14/10/2012 4:16	57.0
8/10/2012 6:31	57.5	9/10/2012 23:41	61.0	11/10/2012 0:51	59.6	12/10/2012 2:01	58.9	13/10/2012 3:11	59.4	14/10/2012 4:21	58.3
8/10/2012 6:36	58.1	9/10/2012 23:46	61.9	11/10/2012 0:56	59.9	12/10/2012 2:06	59.1	13/10/2012 3:16	58.1	14/10/2012 4:26	56.4
8/10/2012 6:41	57.3	9/10/2012 23:51	61.9	11/10/2012 1:01	58.7	12/10/2012 2:11	58.4	13/10/2012 3:21	60.3	14/10/2012 4:31	58.3
8/10/2012 6:46	59.1	9/10/2012 23:56	60.6	11/10/2012 1:06	59.4	12/10/2012 2:16	58.4	13/10/2012 3:26	57.5	14/10/2012 4:36	58.3
8/10/2012 6:51	59.2	10/10/2012 0:01	61.3	11/10/2012 1:11	58.7	12/10/2012 2:21	58.4	13/10/2012 3:31	58.5	14/10/2012 4:41	56.6
8/10/2012 6:56	58.2	10/10/2012 0:06	61.5	11/10/2012 1:16	58.4	12/10/2012 2:26	58.8	13/10/2012 3:36	59.3	14/10/2012 4:46	57.0
8/10/2012 23:01	61.5	10/10/2012 0:11	60.3	11/10/2012 1:21	58.8	12/10/2012 2:31	58.6	13/10/2012 3:41	57.7	14/10/2012 4:51	57.7
8/10/2012 23:06	61.3	10/10/2012 0:16	60.4	11/10/2012 1:26	58.8	12/10/2012 2:36	57.9	13/10/2012 3:46	59.4	14/10/2012 4:56	56.7
8/10/2012 23:11	38.5	10/10/2012 0:21	61.0	11/10/2012 1:31	58.9	12/10/2012 2:41	58.5	13/10/2012 3:51	59.4	14/10/2012 5:01	58.5
8/10/2012 23:16	61.7	10/10/2012 0:26	61.0	11/10/2012 1:36	58.9	12/10/2012 2:46	58.5	13/10/2012 3:56	58.5	14/10/2012 5:06	56.8
8/10/2012 23:21	61.2	10/10/2012 0:31	60.6	11/10/2012 1:41	58.8	12/10/2012 2:51	57.9	13/10/2012 4:01	56.8	14/10/2012 5:11	58.2
8/10/2012 23:26	61.1	10/10/2012 0:36	60.7	11/10/2012 1:46	58.8	12/10/2012 2:56	58.2	13/10/2012 4:06	56.5	14/10/2012 5:16	59.0
8/10/2012 23:31	60.8	10/10/2012 0:41	60.0	11/10/2012 1:51	58.1	12/10/2012 3:01	57.4	13/10/2012 4:11	57.3	14/10/2012 5:21	57.3
8/10/2012 23:36	60.9	10/10/2012 0:46	50.7	11/10/2012 1:56	58.4	12/10/2012 3:06	57.9	13/10/2012 4:16	58.2	14/10/2012 5:26	58.7
8/10/2012 23:41	60.8	10/10/2012 0:51	60.0	11/10/2012 2:01	58.0	12/10/2012 3:11	57.9	13/10/2012 4:21	58.9	14/10/2012 5:31	58.7
8/10/2012 23:46	61.8	10/10/2012 0:56	59.9	11/10/2012 2:06	57.9	12/10/2012 3:16	58.1	13/10/2012 4:26	56.7	14/10/2012 5:36	58.1
8/10/2012 23:51	61.1	10/10/2012 1:01	60.1	11/10/2012 2:11	57.4	12/10/2012 3:21	57.4	13/10/2012 4:31	57.4	14/10/2012 5:41	58.7
8/10/2012 23:56	60.7	10/10/2012 1:06	60.5	11/10/2012 2:16	57.9	12/10/2012 3:26	58.0	13/10/2012 4:36	58.5	14/10/2012 5:46	57.9
9/10/2012 0:01	60.8	10/10/2012 1:11	59.9	11/10/2012 2:21	57.9	12/10/2012 3:31	57.9	13/10/2012 4:41	57.9	14/10/2012 5:51	59.3
9											

Real-time Noise Data RTN1 (FEHD Hong Kong Transport Section Whitefield Depot)

15/10/2012 1:21	61.2	16/10/2012 2:31	57.8	17/10/2012 3:41	59.1	18/10/2012 4:51	58.5	19/10/2012 6:01	60.8	20/10/2012 23:11	59.4
15/10/2012 1:26	59.3	16/10/2012 2:36	59.4	17/10/2012 3:46	58.8	18/10/2012 4:56	58.4	19/10/2012 6:06	61.8	20/10/2012 23:16	61.1
15/10/2012 1:31	61.0	16/10/2012 2:41	58.3	17/10/2012 3:51	58.9	18/10/2012 5:01	58.6	19/10/2012 6:11	46.7	20/10/2012 23:21	58.9
15/10/2012 1:36	60.5	16/10/2012 2:46	58.8	17/10/2012 3:56	57.6	18/10/2012 5:06	60.1	19/10/2012 6:16	51.4	20/10/2012 23:26	60.7
15/10/2012 1:41	42.8	16/10/2012 2:51	58.3	17/10/2012 4:01	57.4	18/10/2012 5:11	60.2	19/10/2012 6:21	47.6	20/10/2012 23:31	58.9
15/10/2012 1:46	58.4	16/10/2012 2:56	57.8	17/10/2012 4:06	55.7	18/10/2012 5:16	58.7	19/10/2012 6:26	54.9	20/10/2012 23:36	58.8
15/10/2012 1:51	60.0	16/10/2012 3:01	57.3	17/10/2012 4:11	56.4	18/10/2012 5:21	60.2	19/10/2012 6:31	57.0	20/10/2012 23:41	60.9
15/10/2012 1:56	58.9	16/10/2012 3:06	58.6	17/10/2012 4:16	56.3	18/10/2012 5:26	59.6	19/10/2012 6:36	54.3	20/10/2012 23:46	59.8
15/10/2012 2:01	59.5	16/10/2012 3:11	58.7	17/10/2012 4:21	57.3	18/10/2012 5:31	59.7	19/10/2012 6:41	59.5	20/10/2012 23:51	62.6
15/10/2012 2:06	60.2	16/10/2012 3:16	58.9	17/10/2012 4:26	59.4	18/10/2012 5:36	60.6	19/10/2012 6:46	57.4	20/10/2012 23:56	58.2
15/10/2012 2:11	59.4	16/10/2012 3:21	59.1	17/10/2012 4:31	56.7	18/10/2012 5:41	60.7	19/10/2012 6:51	60.8	21/10/2012 0:01	59.7
15/10/2012 2:16	58.9	16/10/2012 3:26	56.9	17/10/2012 4:36	57.1	18/10/2012 5:46	60.2	19/10/2012 6:56	60.0	21/10/2012 0:06	58.9
15/10/2012 2:21	59.9	16/10/2012 3:31	58.5	17/10/2012 4:41	58.3	18/10/2012 5:51	56.9	19/10/2012 7:01	58.0	21/10/2012 0:11	57.9
15/10/2012 2:26	57.7	16/10/2012 3:36	58.1	17/10/2012 4:46	55.2	18/10/2012 5:56	60.9	19/10/2012 7:06	58.8	21/10/2012 0:16	59.0
15/10/2012 2:31	59.7	16/10/2012 3:41	57.6	17/10/2012 4:51	57.3	18/10/2012 6:01	61.0	19/10/2012 7:11	59.0	21/10/2012 0:21	56.4
15/10/2012 2:36	60.0	16/10/2012 3:46	57.0	17/10/2012 4:56	59.2	18/10/2012 6:06	52.2	19/10/2012 7:16	61.3	21/10/2012 0:26	58.7
15/10/2012 2:41	58.6	16/10/2012 3:51	58.0	17/10/2012 5:01	56.5	18/10/2012 6:11	59.3	19/10/2012 7:21	59.0	21/10/2012 0:31	56.7
15/10/2012 2:46	59.0	16/10/2012 3:56	58.2	17/10/2012 5:06	57.4	18/10/2012 6:16	55.4	19/10/2012 7:26	59.4	21/10/2012 0:36	55.5
15/10/2012 2:51	61.0	16/10/2012 4:01	58.5	17/10/2012 5:11	57.0	18/10/2012 6:21	56.9	19/10/2012 7:31	57.8	21/10/2012 0:41	54.0
15/10/2012 2:56	57.3	16/10/2012 4:06	55.0	17/10/2012 5:16	56.6	18/10/2012 6:26	55.4	19/10/2012 7:36	57.7	21/10/2012 0:46	45.6
15/10/2012 3:01	60.2	16/10/2012 4:11	56.9	17/10/2012 5:21	58.1	18/10/2012 6:31	59.2	19/10/2012 7:41	57.9	21/10/2012 0:51	52.5
15/10/2012 3:06	58.6	16/10/2012 4:16	57.6	17/10/2012 5:26	59.3	18/10/2012 6:36	55.2	19/10/2012 7:46	58.5	21/10/2012 0:56	52.1
15/10/2012 3:11	60.6	16/10/2012 4:21	60.7	17/10/2012 5:31	60.0	18/10/2012 6:41	60.8	19/10/2012 7:51	58.3	21/10/2012 1:01	61.7
15/10/2012 3:16	57.9	16/10/2012 4:26	57.9	17/10/2012 5:36	59.4	18/10/2012 6:46	60.2	19/10/2012 7:56	56.6	21/10/2012 1:06	52.3
15/10/2012 3:21	58.8	16/10/2012 4:31	56.4	17/10/2012 5:41	59.8	18/10/2012 6:51	61.8	19/10/2012 8:01	52.7	21/10/2012 1:11	52.7
15/10/2012 3:26	57.8	16/10/2012 4:36	58.3	17/10/2012 5:46	58.8	18/10/2012 6:56	59.8	19/10/2012 8:06	54.3	21/10/2012 1:16	58.9
15/10/2012 3:31	57.1	16/10/2012 4:41	58.0	17/10/2012 5:51	61.5	18/10/2012 7:01	59.0	19/10/2012 8:11	56.5	21/10/2012 1:21	55.9
15/10/2012 3:36	59.7	16/10/2012 4:46	57.0	17/10/2012 5:56	60.0	18/10/2012 7:06	59.5	19/10/2012 8:16	58.5	21/10/2012 1:26	61.3
15/10/2012 3:41	57.0	16/10/2012 4:51	58.5	17/10/2012 6:01	60.4	18/10/2012 7:11	59.5	19/10/2012 8:21	57.7	21/10/2012 1:31	49.4
15/10/2012 3:46	57.5	16/10/2012 4:56	58.3	17/10/2012 6:06	59.9	18/10/2012 7:16	58.9	19/10/2012 8:26	55.3	21/10/2012 1:36	52.9
15/10/2012 3:51	57.9	16/10/2012 5:01	57.9	17/10/2012 6:11	61.9	18/10/2012 7:21	58.9	19/10/2012 8:31	52.2	21/10/2012 1:41	51.1
15/10/2012 3:56	58.7	16/10/2012 5:06	58.9	17/10/2012 6:16	61.1	18/10/2012 7:26	60.4	19/10/2012 8:36	52.2	21/10/2012 1:46	61.7
15/10/2012 4:01	57.4	16/10/2012 5:11	57.7	17/10/2012 6:21	55.4	18/10/2012 7:31	59.4	19/10/2012 8:41	52.9	21/10/2012 1:51	61.7
15/10/2012 4:06	56.9	16/10/2012 5:16	58.0	17/10/2012 6:26	61.7	18/10/2012 7:36	59.0	19/10/2012 8:46	49.1	21/10/2012 1:56	60.9
15/10/2012 4:11	56.9	16/10/2012 5:21	57.9	17/10/2012 6:31	55.6	18/10/2012 7:41	58.0	19/10/2012 8:51	61.5	21/10/2012 2:01	54.1
15/10/2012 4:16	57.7	16/10/2012 5:26	61.3	17/10/2012 6:36	57.2	18/10/2012 7:46	59.0	19/10/2012 8:56	60.7	21/10/2012 2:06	61.6
15/10/2012 4:21	58.8	16/10/2012 5:31	58.9	17/10/2012 6:41	61.7	18/10/2012 7:51	58.1	19/10/2012 9:01	61.0	21/10/2012 2:11	61.8
15/10/2012 4:26	58.0	16/10/2012 5:36	59.7	17/10/2012 6:46	56.1	18/10/2012 7:56	58.3	19/10/2012 9:06	59.5	21/10/2012 2:16	61.1
15/10/2012 4:31	57.6	16/10/2012 5:41	59.2	17/10/2012 6:51	61.8	18/10/2012 8:01	57.5	19/10/2012 9:11	61.3	21/10/2012 2:21	61.1
15/10/2012 4:36	57.3	16/10/2012 5:46	60.3	17/10/2012 6:56	60.0	18/10/2012 8:06	57.4	19/10/2012 9:16	61.6	21/10/2012 2:26	61.3
15/10/2012 4:41	58.0	16/10/2012 5:51	60.3	17/10/2012 7:01	59.2	18/10/2012 8:11	57.6	19/10/2012 9:21	60.7	21/10/2012 2:31	61.0
15/10/2012 4:46	57.5	16/10/2012 5:56	47.6	17/10/2012 7:06	55.1	18/10/2012 8:16	56.7	19/10/2012 9:26	60.9	21/10/2012 2:36	61.1
15/10/2012 4:51	57.6	16/10/2012 6:01	59.2	17/10/2012 7:11	57.2	18/10/2012 8:21	54.3	19/10/2012 9:31	60.3	21/10/2012 2:41	61.4
15/10/2012 4:56	59.1	16/10/2012 6:06	60.6	17/10/2012 7:16	60.8	18/10/2012 8:26	57.7	19/10/2012 9:36	59.6	21/10/2012 2:46	60.4
15/10/2012 5:01	57.4	16/10/2012 6:11	61.5	17/10/2012 7:21	63.7	18/10/2012 8:31	57.8	19/10/2012 9:41	60.0	21/10/2012 2:51	61.5
15/10/2012 5:06	58.0	16/10/2012 6:16	61.3	17/10/2012 7:26	55.4	18/10/2012 8:36	55.5	19/10/2012 9:46	60.2	21/10/2012 2:56	60.7
15/10/2012 5:11	56.0	16/10/2012 6:21	35.5	17/10/2012 7:31	59.1	18/10/2012 8:41	55.6	19/10/2012 9:51	61.0	21/10/2012 3:01	60.9
15/10/2012 5:16	58.9	16/10/2012 6:26	52.1	17/10/2012 7:36	55.8	18/10/2012 8:46	53.5	19/10/2012 9:56	59.7	21/10/2012 3:06	60.7
15/10/2012 5:21	58.1	16/10/2012 6:31	34.7	17/10/2012 7:41	57.9	18/10/2012 8:51	61.8	19/10/2012 10:01	59.5	21/10/2012 3:11	60.0
15/10/2012 5:26	61.3	16/10/2012 6:36	58.6	17/10/2012 7:46	61.0	18/10/2012 8:56	61.0	19/10/2012 10:06	59.5	21/10/2012 3:16	60.4
15/10/2012 5:31	58.8	16/10/2012 6:41	46.7	17/10/2012 7:51	57.5	18/10/2012 9:01	60.9	19/10/2012 10:11	59.4	21/10/2012 3:21	51.0
15/10/2012 5:36	58.6	16/10/2012 6:46	58.8	17/10/2012 7:56	60.4	18/10/2012 9:06	61.0	19/10/2012 10:16	59.3	21/10/2012 3:26	60.6
15/10/2012 5:41	59.6	16/10/2012 6:51	61.0	18/10/2012 8:01	57.7	18/10/2012 9:11	61.3	19/10/2012 10:21	60.4	21/10/2012 3:31	60.3
15/10/2012 5:46	58.6	16/10/2012 6:56	61.2	18/10/2012 8:06	59.5	18/10/2012 9:16	60.1	19/10/2012 10:26	59.5	21/10/2012 3:36	60.1
15/10/2012 5:51	60.3	16/10/2012 7:01	61.8	18/10/2012 8:11	57.1	18/10/2012 9:21	49.8	19/10/2012 10:31	59.6	21/10/2012 3:41	60.9
15/10/2012 5:56	41.6	16/10/2012 7:06	60.6	18/10/2012 8:16	57.0	18/10/2012 9:26	61.2	19/10/2012 10:36	59.6	21/10/2012 3:46	60.0
15/10/2012 6:01	61.0	16/10/2012 7:11	55.5	18/10/2012 8:21	57.2	18/10/2012 9:31	60.0	19/10/2012 10:41	59.8	21/10/2012 3:51	60.4
15/10/2012 6:06	61.0	16/10/2012 7:16	57.3	18/10/2012 8:26	55.0	18/10/2012 9:36	61.2	19/10/2012 10:46	59.9	21/10/2012 3:56	60.3
15/10/2012 6:11	61.2	16/10/2012 7:21	62.5	18/10/2012 8:31	58.1	18/10/2012 9:41	60.4	19/10/2012 10:51	59.3	21/10/2012 4:01	61.2
15/10/2012 6:16	61.1	16/10/2012 7:26	59.2	18/10/2012 8:36	52.9	18/10/2012 9:46	60.1	19/10/2012 10:56	59.0	21/10/2012 4:06	60.3
15/10/2012 6:21	50.8	16/10/2012 7:31	60.3	18/10/2012 8:41	54.3	18/10/2012 9:51	60.5	19/10/2012 11:01	60.5	21/10/2012 4:11	60.4
15/10/2012 6:26	56.9	16/10/2012 7:36	60.2	18/10/2012 8:46	52.4	18/10/2012 9:56	60.7	19/10/2012 11:06	58.3	21/10/2012 4:16	59.9
15/10/2012 6:31	49.7	16/10/2012 7:41	61.3	18/10/2012 8:51	61.8	18/10/2012 10:01	61.0	19/10/2012 11:11	58.6	21/10/2012 4:21	61.8
15/10/2012 6:36	58.3	16/10/2012 7:46	54.2	18/10/2012 8:56	51.1	18/10/2012 10:06	59.9	19/10/2012 11:16	58.9	21/10/2012 4:26	60.2
15/10/2012 6:41	57.3	16/10/2012 7:51	57.8	18/10/2012 9:01	52.7	18/10/2012 10:11	60.2	19/10/2012 11:21	58.0	21/10/2012 4:31	60.5
15/10/2012 6:46	59.2	16/10/2012 7:56	60.5	18/10/2012 9:06	60.9	18/10/2012 10:16	59.9	19/10/2012 11:26	59.1	21/10/2012 4:36	60.7
15/10/2012 6:51	57.3	17/10/2012 8:01	50.6	18/10/2012 9:11	60.6	18/10/2012 10:21	59.7	19/10/2012 11:31	58.9	21/10/2012 4:41	60.4
15/10/2012 6:56	59.0	17/10/2012 8:06	57.1	18/10/2012 9:16	61.5	18/10/2012 10:26	60.2	19/10/2012 11:36	59.4	21/10/2012 4:46	60.0
15/10/2012 23:01	61.3	17/10/2012 8:11	61.3	18/10/2012 9:21	61						

Real-time Noise Data RTN1 (FEHD Hong Kong Transport Section Whitefield Depot)

22/10/2012 0:21	48.2	23/10/2012 1:31	60.2	24/10/2012 2:41	59.2	25/10/2012 3:51	60.3	26/10/2012 5:01	58.8	27/10/2012 6:11	61.1
22/10/2012 0:26	54.3	23/10/2012 1:36	59.3	24/10/2012 2:46	59.4	25/10/2012 3:56	60.7	26/10/2012 5:06	58.9	27/10/2012 6:16	61.4
22/10/2012 0:31	49.8	23/10/2012 1:41	59.2	24/10/2012 2:51	58.6	25/10/2012 4:01	61.4	26/10/2012 5:11	59.6	27/10/2012 6:21	61.8
22/10/2012 0:36	52.6	23/10/2012 1:46	58.7	24/10/2012 2:56	59.1	25/10/2012 4:06	61.4	26/10/2012 5:16	59.7	27/10/2012 6:26	61.3
22/10/2012 0:41	61.4	23/10/2012 1:51	59.1	24/10/2012 3:01	58.9	25/10/2012 4:11	60.4	26/10/2012 5:21	59.4	27/10/2012 6:31	51.1
22/10/2012 0:46	57.3	23/10/2012 1:56	58.9	24/10/2012 3:06	59.0	25/10/2012 4:16	59.9	26/10/2012 5:26	58.8	27/10/2012 6:36	51.3
22/10/2012 0:51	61.4	23/10/2012 2:01	58.9	24/10/2012 3:11	59.4	25/10/2012 4:21	60.4	26/10/2012 5:31	59.9	27/10/2012 6:41	55.0
22/10/2012 0:56	56.4	23/10/2012 2:06	58.5	24/10/2012 3:16	58.6	25/10/2012 4:26	60.6	26/10/2012 5:36	59.6	27/10/2012 6:46	56.3
22/10/2012 1:01	61.2	23/10/2012 2:11	58.9	24/10/2012 3:21	60.4	25/10/2012 4:31	60.4	26/10/2012 5:41	60.3	27/10/2012 6:51	55.9
22/10/2012 1:06	61.5	23/10/2012 2:16	59.0	24/10/2012 3:26	59.9	25/10/2012 4:36	60.5	26/10/2012 5:46	60.6	27/10/2012 6:56	57.4
22/10/2012 1:11	60.8	23/10/2012 2:21	58.6	24/10/2012 3:31	58.2	25/10/2012 4:41	59.9	26/10/2012 5:51	59.7	27/10/2012 7:01	60.4
22/10/2012 1:16	61.6	23/10/2012 2:26	58.9	24/10/2012 3:36	60.7	25/10/2012 4:46	60.5	26/10/2012 5:56	60.7	27/10/2012 7:06	60.8
22/10/2012 1:21	47.6	23/10/2012 2:31	59.7	24/10/2012 3:41	60.5	25/10/2012 4:51	60.0	26/10/2012 6:01	60.5	27/10/2012 7:11	60.3
22/10/2012 1:26	61.1	23/10/2012 2:36	58.4	24/10/2012 3:46	61.3	25/10/2012 4:56	60.9	26/10/2012 6:06	60.8	27/10/2012 7:16	62.2
22/10/2012 1:31	60.1	23/10/2012 2:41	57.9	24/10/2012 3:51	60.4	25/10/2012 5:01	60.2	26/10/2012 6:11	60.4	27/10/2012 7:21	62.2
22/10/2012 1:36	60.6	23/10/2012 2:46	58.8	24/10/2012 3:56	60.8	25/10/2012 5:06	59.3	26/10/2012 6:16	61.6	27/10/2012 7:26	60.5
22/10/2012 1:41	60.3	23/10/2012 2:51	58.3	24/10/2012 4:01	61.5	25/10/2012 5:11	59.9	26/10/2012 6:21	47.6	27/10/2012 7:31	59.2
22/10/2012 1:46	60.7	23/10/2012 2:56	58.7	24/10/2012 4:06	61.5	25/10/2012 5:16	59.4	26/10/2012 6:26	61.8	27/10/2012 7:36	58.4
22/10/2012 1:51	59.8	23/10/2012 3:01	58.4	24/10/2012 4:11	60.5	25/10/2012 5:21	59.2	26/10/2012 6:31	45.6	27/10/2012 7:41	59.1
22/10/2012 1:56	59.7	23/10/2012 3:06	58.1	24/10/2012 4:16	60.0	25/10/2012 5:26	59.1	26/10/2012 6:36	54.2	27/10/2012 7:46	61.1
22/10/2012 2:01	60.3	23/10/2012 3:11	58.1	24/10/2012 4:21	60.5	25/10/2012 5:31	59.1	26/10/2012 6:41	48.2	27/10/2012 7:51	64.4
22/10/2012 2:06	59.8	23/10/2012 3:16	57.7	24/10/2012 4:26	60.7	25/10/2012 5:36	59.1	26/10/2012 6:46	54.9	27/10/2012 7:56	65.2
22/10/2012 2:11	59.3	23/10/2012 3:21	58.0	24/10/2012 4:31	60.5	25/10/2012 5:41	59.5	26/10/2012 6:51	57.7		
22/10/2012 2:16	59.7	23/10/2012 3:26	58.0	24/10/2012 4:36	60.6	25/10/2012 5:46	59.7	26/10/2012 6:56	54.9		
22/10/2012 2:21	59.3	23/10/2012 3:31	57.6	24/10/2012 4:41	60.0	25/10/2012 5:51	60.3	26/10/2012 7:01	54.1		
22/10/2012 2:26	58.9	23/10/2012 3:36	58.2	24/10/2012 4:46	60.6	25/10/2012 5:56	60.0	26/10/2012 7:06	51.7		
22/10/2012 2:31	60.8	23/10/2012 3:41	58.6	24/10/2012 4:51	60.1	25/10/2012 6:01	59.8	26/10/2012 7:11	51.9		
22/10/2012 2:36	58.6	23/10/2012 3:46	58.0	24/10/2012 4:56	61.0	25/10/2012 6:06	60.2	26/10/2012 7:16	54.7		
22/10/2012 2:41	59.3	23/10/2012 3:51	58.0	24/10/2012 5:01	60.3	25/10/2012 6:11	59.9	26/10/2012 7:21	57.2		
22/10/2012 2:46	59.3	23/10/2012 3:56	59.4	24/10/2012 5:06	59.4	25/10/2012 6:16	61.7	26/10/2012 7:26	54.2		
22/10/2012 2:51	59.3	23/10/2012 4:01	57.7	24/10/2012 5:11	60.0	25/10/2012 6:21	59.6	26/10/2012 7:31	55.3		
22/10/2012 2:56	58.9	23/10/2012 4:06	58.4	24/10/2012 5:16	59.5	25/10/2012 6:26	61.5	26/10/2012 7:36	54.5		
22/10/2012 3:01	59.7	23/10/2012 4:11	58.4	24/10/2012 5:21	59.3	25/10/2012 6:31	60.3	26/10/2012 7:41	53.5		
22/10/2012 3:06	58.9	23/10/2012 4:16	58.6	24/10/2012 5:26	59.2	25/10/2012 6:36	60.7	26/10/2012 7:46	51.7		
22/10/2012 3:11	58.9	23/10/2012 4:21	58.3	24/10/2012 5:31	59.2	25/10/2012 6:41	61.3	26/10/2012 7:51	54.3		
22/10/2012 3:16	58.3	23/10/2012 4:26	57.7	24/10/2012 5:36	59.2	25/10/2012 6:46	61.3	26/10/2012 7:56	53.4		
22/10/2012 3:21	57.9	23/10/2012 4:31	57.9	24/10/2012 5:41	59.6	25/10/2012 6:51	60.7	27/10/2012 0:01	61.9		
22/10/2012 3:26	60.1	23/10/2012 4:36	58.0	24/10/2012 5:46	59.8	25/10/2012 6:56	56.0	27/10/2012 0:06	61.8		
22/10/2012 3:31	59.0	23/10/2012 4:41	58.3	24/10/2012 5:51	60.4	25/10/2012 7:01	56.4	27/10/2012 0:11	61.8		
22/10/2012 3:36	58.5	23/10/2012 4:46	57.9	24/10/2012 5:56	60.1	25/10/2012 7:06	50.9	27/10/2012 0:16	52.5		
22/10/2012 3:41	59.6	23/10/2012 4:51	58.3	24/10/2012 6:01	59.9	25/10/2012 7:11	57.4	27/10/2012 0:21	53.0		
22/10/2012 3:46	58.2	23/10/2012 4:56	58.8	24/10/2012 6:06	60.3	25/10/2012 7:16	54.7	27/10/2012 0:26	61.7		
22/10/2012 3:51	59.2	23/10/2012 5:01	57.9	24/10/2012 6:11	60.0	25/10/2012 7:21	54.3	27/10/2012 0:31	61.3		
22/10/2012 3:56	58.7	23/10/2012 5:06	58.8	24/10/2012 6:16	61.8	25/10/2012 7:26	54.9	27/10/2012 0:36	61.6		
22/10/2012 4:01	58.7	23/10/2012 5:11	58.4	24/10/2012 6:21	59.7	25/10/2012 7:31	56.1	27/10/2012 0:41	61.8		
22/10/2012 4:06	58.4	23/10/2012 5:16	58.5	24/10/2012 6:26	61.6	25/10/2012 7:36	50.3	27/10/2012 0:46	60.7		
22/10/2012 4:11	59.3	23/10/2012 5:21	58.9	24/10/2012 6:31	60.4	25/10/2012 7:41	52.9	27/10/2012 0:51	60.8		
22/10/2012 4:16	58.8	23/10/2012 5:26	59.0	24/10/2012 6:36	60.8	25/10/2012 7:46	51.7	27/10/2012 0:56	60.8		
22/10/2012 4:21	58.7	23/10/2012 5:31	59.1	24/10/2012 6:41	61.4	25/10/2012 7:51	47.6	27/10/2012 1:01	61.2		
22/10/2012 4:26	58.7	23/10/2012 5:36	59.4	24/10/2012 6:46	61.4	25/10/2012 7:56	52.8	27/10/2012 1:06	60.3		
22/10/2012 4:31	59.4	23/10/2012 5:41	59.6	24/10/2012 6:51	60.8	26/10/2012 0:01	50.3	27/10/2012 1:11	60.5		
22/10/2012 4:36	57.7	23/10/2012 5:46	59.9	24/10/2012 6:56	56.5	26/10/2012 0:06	61.9	27/10/2012 1:16	59.9		
22/10/2012 4:41	59.6	23/10/2012 5:51	59.8	24/10/2012 7:01	53.3	26/10/2012 0:11	47.4	27/10/2012 1:21	60.1		
22/10/2012 4:46	58.8	23/10/2012 5:56	59.9	24/10/2012 7:06	58.0	26/10/2012 0:16	51.5	27/10/2012 1:26	60.3		
22/10/2012 4:51	59.3	23/10/2012 6:01	59.7	24/10/2012 7:11	54.9	26/10/2012 0:21	61.6	27/10/2012 1:31	61.1		
22/10/2012 4:56	58.9	23/10/2012 6:06	59.6	24/10/2012 7:16	56.1	26/10/2012 0:26	61.7	27/10/2012 1:36	59.4		
22/10/2012 5:01	59.5	23/10/2012 6:11	60.6	24/10/2012 7:21	51.9	26/10/2012 0:31	61.0	27/10/2012 1:41	59.1		
22/10/2012 5:06	58.8	23/10/2012 6:16	61.1	24/10/2012 7:26	51.8	26/10/2012 0:36	61.4	27/10/2012 1:46	59.1		
22/10/2012 5:11	58.9	23/10/2012 6:21	60.9	24/10/2012 7:31	50.9	26/10/2012 0:41	60.8	27/10/2012 1:51	58.8		
22/10/2012 5:16	59.1	23/10/2012 6:26	61.7	24/10/2012 7:36	48.8	26/10/2012 0:46	61.3	27/10/2012 1:56	59.2		
22/10/2012 5:21	58.7	23/10/2012 6:31	47.6	24/10/2012 7:41	50.6	26/10/2012 0:51	61.1	27/10/2012 2:01	59.4		
22/10/2012 5:26	59.8	23/10/2012 6:36	52.9	24/10/2012 7:46	48.1	26/10/2012 0:56	61.1	27/10/2012 2:06	58.8		
22/10/2012 5:31	59.3	23/10/2012 6:41	47.9	24/10/2012 7:51	52.7	26/10/2012 1:01	60.6	27/10/2012 2:11	58.7		
22/10/2012 5:36	59.0	23/10/2012 6:46	56.8	24/10/2012 7:56	55.2	26/10/2012 1:06	61.0	27/10/2012 2:16	58.6		
22/10/2012 5:41	60.4	23/10/2012 6:51	54.7	25/10/2012 0:01	54.2	26/10/2012 1:11	60.6	27/10/2012 2:21	59.6		
22/10/2012 5:46	59.3	23/10/2012 6:56	56.7	25/10/2012 0:06	57.0	26/10/2012 1:16	61.0	27/10/2012 2:26	58.8		
22/10/2012 5:51	60.2	23/10/2012 7:01	54.1	25/10/2012 0:11	55.3	26/10/2012 1:21	60.5	27/10/2012 2:31	58.6		
22/10/2012 5:56	59.7	23/10/2012 7:06	58.3	25/10/2012 0:16	53.4	26/10/2012 1:26	60.4	27/10/2012 2:36	58.3		
22/10/2012 6:01	60.8	23/10/2012 7:11	55.4	25/10/2012 0:21	53.7	26/10/2012 1:31	60.5	27/10/2012 2:41	59.0		
22/10/2012 6:06	60.5	23/10/2012 7:16	56.5	25/10/2012 0:26	56.1	26/10/2012 1:36	60.1	27/10/2012 2:46	58.8		
22/10/2012 6:11	60.3	23/10/2012 7:21	52.9	25/10/2012 0:31	51.0	26/10/2012 1:41	59.5	27/10/2012 2:51	58.3		
22/10/2012 6:16	60.3	23/10/2012 7:26	52.8	25/10/2012 0:36	61.5	26/10/2012 1:46	59.6	27/10/2012 2:56	58.3		
22/10/2012 6:21	61.9	23/10/2012 7:31	52.1	25/10/2012 0:41	43.3	26/10/2012 1:51	60.1	27/10/2012 3:01	58.5		
22/10/2012 6:26	61.4	23/10/2012 7:36	50.5	25/10/2012 0:46	42.5	26/10/2012 1:56	60.0	27/10/2012 3:06	57.6		
22/10/2012 6:31	61.9	23/10/2012 7:41	51.9	25/10/2012 0:51	61.0	26/10/2012 2:01	59.7	27/10/2012 3:11			

Real-time Noise Data RTN2 (Oil Street Community Liaison Centre) and RTN2a (Electric Centre)

Normal Day 07:00-19:00

28/9/2012 7:01 63.7
 28/9/2012 7:31 63.2
 28/9/2012 8:01 65.2
 28/9/2012 8:31 67.2
 28/9/2012 9:01 67.8
 28/9/2012 9:31 69.0
 28/9/2012 10:01 67.6
 28/9/2012 10:31 68.0
 28/9/2012 11:01 67.2
 28/9/2012 11:31 64.9
 28/9/2012 12:01 64.7
 28/9/2012 12:31 64.9
 28/9/2012 13:01 66.8
 28/9/2012 13:31 68.9
 28/9/2012 14:01 67.5
 28/9/2012 14:31 70.1
 28/9/2012 15:01 69.0
 28/9/2012 15:31 67.1
 28/9/2012 16:01 71.2
 28/9/2012 16:31 68.2
 28/9/2012 17:01 68.2
 28/9/2012 17:31 68.5
 28/9/2012 18:01 64.5
 28/9/2012 18:31 63.3
 29/9/2012 7:01 63.1
 29/9/2012 7:31 64.1
 29/9/2012 8:01 67.1
 29/9/2012 8:31 68.1
 29/9/2012 9:01 67.9
 29/9/2012 9:31 67.4
 29/9/2012 10:01 71.5
 29/9/2012 10:31 69.4
 29/9/2012 11:01 70.3
 29/9/2012 11:31 65.5
 29/9/2012 12:01 63.7
 29/9/2012 12:31 63.4
 29/9/2012 13:01 66.3
 29/9/2012 13:31 64.9
 29/9/2012 14:01 65.8
 29/9/2012 14:31 67.3
 29/9/2012 15:01 68.4
 29/9/2012 15:31 67.1
 29/9/2012 16:01 68.0
 29/9/2012 16:31 65.7
 29/9/2012 17:01 66.1
 29/9/2012 17:31 66.2
 29/9/2012 18:01 63.9
 29/9/2012 18:31 63.5
 3/10/2012 7:01 62.8
 3/10/2012 7:31 63.5
 3/10/2012 8:01 65.1
 3/10/2012 8:31 69.9
 3/10/2012 9:01 71.1
 3/10/2012 9:31 70.7
 3/10/2012 10:01 68.9
 3/10/2012 10:31 68.4
 3/10/2012 11:01 68.7
 3/10/2012 11:31 68.1
 3/10/2012 12:01 64.4
 3/10/2012 12:31 64.1
 3/10/2012 13:01 68.8
 3/10/2012 13:31 68.6
 3/10/2012 14:01 69.4
 3/10/2012 14:31 67.4
 3/10/2012 15:01 71.5
 3/10/2012 15:31 68.2
 3/10/2012 16:01 68.9
 3/10/2012 16:31 72.1
 3/10/2012 17:01 70.6
 3/10/2012 17:31 68.4
 3/10/2012 18:01 64.9
 3/10/2012 18:31 66.2
 4/10/2012 7:01 62.6
 4/10/2012 7:31 63.7
 4/10/2012 8:01 70.3
 4/10/2012 8:31 70.4
 4/10/2012 9:01 71.7
 4/10/2012 9:31 69.3
 4/10/2012 10:01 70.0
 4/10/2012 10:31 67.6
 4/10/2012 11:01 68.8
 4/10/2012 11:31 67.3
 4/10/2012 12:01 65.6
 4/10/2012 12:31 65.2
 4/10/2012 13:01 68.2
 4/10/2012 13:31 70.2
 4/10/2012 14:01 70.5
 4/10/2012 14:31 69.8
 4/10/2012 15:01 70.3
 4/10/2012 15:31 67.4
 4/10/2012 16:01 70.6
 4/10/2012 16:31 70.5
 4/10/2012 17:01 69.1
 4/10/2012 17:31 68.2
 4/10/2012 18:01 65.8
 4/10/2012 18:31 65.4
 5/10/2012 7:01 62.6
 5/10/2012 7:31 63.3
 5/10/2012 8:01 66.2
 5/10/2012 8:31 68.7
 5/10/2012 9:01 69.8
 5/10/2012 9:31 69.9
 5/10/2012 10:01 N/A
 5/10/2012 10:31 N/A
 5/10/2012 11:01 N/A
 5/10/2012 11:31 N/A
 5/10/2012 12:01 N/A
 5/10/2012 12:31 N/A
 5/10/2012 13:01 N/A

5/10/2012 13:31 65.8
 5/10/2012 14:01 61.4
 5/10/2012 14:31 64.2
 5/10/2012 15:01 68.5
 5/10/2012 15:31 68.8
 5/10/2012 16:01 71.2
 5/10/2012 16:31 71.5
 5/10/2012 17:01 71.7
 5/10/2012 17:31 68.4
 5/10/2012 18:01 65.9
 5/10/2012 18:31 63.5
 6/10/2012 7:01 64.5
 6/10/2012 7:31 65.9
 6/10/2012 8:01 65.8
 6/10/2012 8:31 69.4
 6/10/2012 9:01 71.0
 6/10/2012 9:31 70.0
 6/10/2012 10:01 71.0
 6/10/2012 10:31 67.7
 6/10/2012 11:01 69.5
 6/10/2012 11:31 57.8
 6/10/2012 12:01 65.4
 6/10/2012 12:31 63.0
 6/10/2012 13:01 60.6
 6/10/2012 13:31 70.6
 6/10/2012 14:01 71.6
 6/10/2012 14:31 72.4
 6/10/2012 15:01 73.1
 6/10/2012 15:31 71.4
 6/10/2012 16:01 71.4
 6/10/2012 16:31 71.9
 6/10/2012 17:01 71.6
 6/10/2012 17:31 69.1
 6/10/2012 18:01 66.3
 6/10/2012 18:31 62.0
 8/10/2012 7:01 63.9
 8/10/2012 7:31 66.8
 8/10/2012 8:01 58.6
 8/10/2012 8:31 67.9
 8/10/2012 9:01 68.5
 8/10/2012 9:31 73.4
 8/10/2012 10:01 72.1
 8/10/2012 10:31 73.6
 8/10/2012 11:01 70.6
 8/10/2012 11:31 69.1
 8/10/2012 12:01 64.8
 8/10/2012 12:31 66.2
 8/10/2012 13:01 67.2
 8/10/2012 13:31 57.8
 8/10/2012 14:01 35.2
 8/10/2012 14:31 60.8
 8/10/2012 15:01 60.7
 8/10/2012 15:31 66.7
 8/10/2012 16:01 62.6
 8/10/2012 16:31 60.4
 8/10/2012 17:01 58.6
 8/10/2012 17:31 66.7
 8/10/2012 18:01 66.0
 8/10/2012 18:31 66.0
 9/10/2012 7:01 64.8
 9/10/2012 7:31 65.6
 9/10/2012 8:01 66.8
 9/10/2012 8:31 58.2
 9/10/2012 9:01 62.5
 9/10/2012 9:31 57.9
 9/10/2012 10:01 60.6
 9/10/2012 10:31 50.8
 9/10/2012 11:01 54.4
 9/10/2012 11:31 66.6
 9/10/2012 12:01 65.8
 9/10/2012 12:31 65.9
 9/10/2012 13:01 56.5
 9/10/2012 13:31 59.7
 9/10/2012 14:01 56.0
 9/10/2012 14:31 56.3
 9/10/2012 15:01 67.0
 9/10/2012 15:31 67.1
 9/10/2012 16:01 43.4
 9/10/2012 16:31 69.4
 9/10/2012 17:01 49.3
 9/10/2012 17:31 66.2
 9/10/2012 18:01 66.1
 9/10/2012 18:31 65.7
 10/10/2012 7:01 64.8
 10/10/2012 7:31 66.1
 10/10/2012 8:01 64.8
 10/10/2012 8:31 66.1
 10/10/2012 9:01 66.1
 10/10/2012 9:31 57.2
 10/10/2012 10:01 60.0
 10/10/2012 10:31 61.9
 10/10/2012 11:01 59.5
 10/10/2012 11:31 50.0
 10/10/2012 12:01 65.7
 10/10/2012 12:31 65.6
 10/10/2012 13:01 67.1
 10/10/2012 13:31 67.1
 10/10/2012 14:01 55.9
 10/10/2012 14:31 67.1
 10/10/2012 15:01 62.5
 10/10/2012 15:31 66.6
 10/10/2012 16:01 63.6
 10/10/2012 16:31 64.1
 10/10/2012 17:01 62.9
 10/10/2012 17:31 67.2
 10/10/2012 18:01 65.8
 10/10/2012 18:31 65.7
 11/10/2012 7:01 65.0
 11/10/2012 7:31 66.0
 11/10/2012 8:01 66.9

11/10/2012 8:31 49.1
 11/10/2012 9:01 53.0
 11/10/2012 9:31 64.7
 11/10/2012 10:01 63.2
 11/10/2012 10:31 62.6
 11/10/2012 11:01 56.6
 11/10/2012 11:31 51.1
 11/10/2012 12:01 66.3
 11/10/2012 12:31 65.8
 11/10/2012 13:01 56.6
 11/10/2012 13:31 56.7
 11/10/2012 14:01 53.2
 11/10/2012 14:31 46.0
 11/10/2012 15:01 51.8
 11/10/2012 15:31 67.1
 11/10/2012 16:01 59.2
 11/10/2012 16:31 58.3
 11/10/2012 17:01 67.1
 11/10/2012 17:31 66.1
 11/10/2012 18:01 66.0
 11/10/2012 18:31 65.8
 12/10/2012 7:01 64.8
 12/10/2012 7:31 65.7
 12/10/2012 8:01 66.3
 12/10/2012 8:31 50.4
 12/10/2012 9:01 39.6
 12/10/2012 9:31 66.9
 12/10/2012 10:01 67.0
 12/10/2012 10:31 67.1
 12/10/2012 11:01 55.0
 12/10/2012 11:31 67.0
 12/10/2012 12:01 66.1
 12/10/2012 12:31 65.7
 12/10/2012 13:01 58.4
 12/10/2012 13:31 57.9
 12/10/2012 14:01 60.6
 12/10/2012 14:31 53.7
 12/10/2012 15:01 66.8
 12/10/2012 15:31 66.7
 12/10/2012 16:01 60.0
 12/10/2012 16:31 56.2
 12/10/2012 17:01 49.0
 12/10/2012 17:31 66.3
 12/10/2012 18:01 65.5
 12/10/2012 18:31 65.1
 13/10/2012 7:01 64.7
 13/10/2012 7:31 65.6
 13/10/2012 8:01 62.4
 13/10/2012 8:31 48.2
 13/10/2012 9:01 66.7
 13/10/2012 9:31 54.7
 13/10/2012 10:01 67.0
 13/10/2012 10:31 49.5
 13/10/2012 11:01 66.6
 13/10/2012 11:31 66.3
 13/10/2012 12:01 65.8
 13/10/2012 12:31 65.9
 13/10/2012 13:01 66.0
 13/10/2012 13:31 52.4
 13/10/2012 14:01 66.8
 13/10/2012 14:31 66.5
 13/10/2012 15:01 66.8
 13/10/2012 15:31 66.3
 13/10/2012 16:01 66.6
 13/10/2012 16:31 66.5
 13/10/2012 17:01 66.5
 13/10/2012 17:31 66.1
 13/10/2012 18:01 65.6
 13/10/2012 18:31 65.4
 15/10/2012 7:01 64.7
 15/10/2012 7:31 65.4
 15/10/2012 8:01 66.4
 15/10/2012 8:31 66.6
 15/10/2012 9:01 66.9
 15/10/2012 9:31 63.8
 15/10/2012 10:01 57.7
 15/10/2012 10:31 63.8
 15/10/2012 11:01 63.2
 15/10/2012 11:31 67.1
 15/10/2012 12:01 65.9
 15/10/2012 12:31 66.1
 15/10/2012 13:01 58.6
 15/10/2012 13:31 63.3
 15/10/2012 14:01 63.7
 15/10/2012 14:31 64.4
 15/10/2012 15:01 63.0
 15/10/2012 15:31 38.5
 15/10/2012 16:01 66.9
 15/10/2012 16:31 66.9
 15/10/2012 17:01 66.9
 15/10/2012 17:31 63.6
 15/10/2012 18:01 67.4
 15/10/2012 18:31 66.2
 16/10/2012 7:01 65.0
 16/10/2012 7:31 65.8
 16/10/2012 8:01 66.7
 16/10/2012 8:31 55.9
 16/10/2012 9:01 65.9
 16/10/2012 9:31 67.3
 16/10/2012 10:01 62.9
 16/10/2012 10:31 63.3
 16/10/2012 11:01 59.9
 16/10/2012 11:31 66.9
 16/10/2012 12:01 66.3
 16/10/2012 12:31 65.8
 16/10/2012 13:01 57.9
 16/10/2012 13:31 63.3
 16/10/2012 14:01 63.9
 16/10/2012 14:31 60.6
 16/10/2012 15:01 55.3

16/10/2012 15:31 66.9
 16/10/2012 16:01 58.7
 16/10/2012 16:31 61.8
 16/10/2012 17:01 61.8
 16/10/2012 17:31 57.3
 16/10/2012 18:01 66.6
 16/10/2012 18:31 65.6
 17/10/2012 7:01 65.0
 17/10/2012 7:31 65.5
 17/10/2012 8:01 66.7
 17/10/2012 8:31 67.1
 17/10/2012 9:01 61.0
 17/10/2012 9:31 56.3
 17/10/2012 10:01 61.0
 17/10/2012 10:31 67.0
 17/10/2012 11:01 60.6
 17/10/2012 11:31 55.7
 17/10/2012 12:01 66.0
 17/10/2012 12:31 65.9
 17/10/2012 13:01 67.1
 17/10/2012 13:31 67.2
 17/10/2012 14:01 59.5
 17/10/2012 14:31 66.8
 17/10/2012 15:01 61.6
 17/10/2012 15:31 67.1
 17/10/2012 16:01 61.3
 17/10/2012 16:31 57.1
 17/10/2012 17:01 53.4
 17/10/2012 17:31 66.2
 17/10/2012 18:01 65.9
 18/10/2012 7:01 64.9
 18/10/2012 7:31 66.1
 18/10/2012 8:01 41.1
 18/10/2012 8:31 66.0
 18/10/2012 9:01 66.3
 18/10/2012 9:31 68.1
 18/10/2012 10:01 69.2
 18/10/2012 10:31 67.9
 18/10/2012 11:01 66.9
 18/10/2012 11:31 67.0
 18/10/2012 12:01 59.3
 18/10/2012 12:31 65.9
 18/10/2012 13:01 62.8
 18/10/2012 13:31 61.7
 18/10/2012 14:01 64.6
 18/10/2012 14:31 65.2
 18/10/2012 15:01 57.0
 18/10/2012 15:31 61.1
 18/10/2012 16:01 62.8
 18/10/2012 16:31 62.9
 18/10/2012 17:01 61.4
 18/10/2012 17:31 68.4
 18/10/2012 18:01 69.0
 18/10/2012 18:31 59.6
 19/10/2012 7:01 64.3
 19/10/2012 7:31 54.4
 19/10/2012 8:01 64.9
 19/10/2012 8:31 67.1
 19/10/2012 9:01 61.0
 19/10/2012 9:31 66.0
 19/10/2012 10:01 66.6
 19/10/2012 10:31 64.9
 19/10/2012 11:01 66.1
 19/10/2012 11:31 66.3
 19/10/2012 12:01 69.6
 19/10/2012 12:31 65.6
 19/10/2012 13:01 66.0
 19/10/2012 13:31 68.9
 19/10/2012 14:01 59.5
 19/10/2012 14:31 65.5
 19/10/2012 15:01 65.0
 19/10/2012 15:31 67.1
 19/10/2012 16:01 64.9
 19/10/2012 16:31 66.0
 19/10/2012 17:01 67.2
 19/10/2012 17:31 70.1
 19/10/2012 18:01 64.6
 19/10/2012 18:31 62.4
 20/10/2012 7:01 63.3
 20/10/2012 7:31 63.5
 20/10/2012 8:01 66.3
 20/10/2012 8:31 60.6
 20/10/2012 9:01 65.3
 20/10/2012 9:31 60.9
 20/10/2012 10:01 66.7
 20/10/2012 10:31 60.3
 20/10/2012 11:01 59.9
 20/10/2012 11:31 64.2
 20/10/2012 12:01 63.1
 20/10/2012 12:31 65.5
 20/10/2012 13:01 65.6
 20/10/2012 13:31 65.5
 20/10/2012 14:01 68.0
 20/10/2012 14:31 65.4
 20/10/2012 15:01 63.6
 20/10/2012 15:31 60.7
 20/10/2012 16:01 62.1
 20/10/2012 16:31 60.5
 20/10/2012 17:01 63.6
 20/10/2012 17:31 68.8
 20/10/2012 18:01 71.4
 20/10/2012 18:31 66.9
 22/10/2012 7:01 64.6
 22/10/2012 7:31 64.1
 22/10/2012 8:01 64.9
 22/10/2012 8:31 62.4
 22/10/2012 9:01 62.9
 22/10/2012 9:31 64.5
 22/10/2012 10:01 64.7

22/10/2012 10:31 65.2
 22/10/2012 11:01 66.9
 22/10/2012 11:31 55.2
 22/10/2012 12:01 65.7
 22/10/2012 12:31 54.6
 22/10/2012 13:01 58.5
 22/10/2012 13:31 66.1
 22/10/2012 14:01 64.0
 22/10/2012 14:31 63.3
 22/10/2012 15:01 65.7
 22/10/2012 15:31 46.8
 22/10/2012 16:01 61.9
 22/10/2012 16:31 62.4
 22/10/2012 17:01 67.0
 22/10/2012 17:31 65.6
 22/10/2012 18:01 65.7
 22/10/2012 18:31 66.7
 24/10/2012 7:01 62.3
 24/10/2012 7:31 65.0
 24/10/2012 8:01 63.5
 24/10/2012 9:01 63.4
 24/10/2012 9:31 63.5
 24/10/2012 10:01 63.5
 24/10/2012 10:31 65.1
 24/10/2012 11:01 64.7
 24/10/2012 11:31 64.2
 24/10/2012 12:01 63.6
 24/10/2012 12:31 63.8
 24/10/2012 13:01 65.6
 24/10/2012 13:31 62.2
 24/10/2012 14:01 60.7
 24/10/2012 14:31 63.0
 24/10/2012 15:01 53.2
 24/10/2012 15:31 62.8
 24/10/2012 16:01 63.1
 24/10/2012 16:31 55.8
 24/10/2012 17:01 59.9
 24/10/2012 17:31 62.7
 24/10/2012 18:01 61.5
 24/10/2012 18:31 59.3
 25/10/2012 7:01 65.0

Real-time Noise Data RTN2 (Oil Street Community Liaison Centre) and RTN2a (Electric Centre)

30/9/2012 7:36	61.6	30/9/2012 16:46	63.4	1/10/2012 9:56	63.7	2/10/2012 13:16	63.3	2/10/2012 22:26	61.2
30/9/2012 7:41	62.3	30/9/2012 16:51	63.3	1/10/2012 10:01	62.6	2/10/2012 13:21	63.5	2/10/2012 22:31	60.6
30/9/2012 7:46	60.9	30/9/2012 16:56	63.0	1/10/2012 10:06	62.3	2/10/2012 13:26	64.9	2/10/2012 22:36	61.2
30/9/2012 7:51	61.0	30/9/2012 17:01	62.7	1/10/2012 10:11	62.2	2/10/2012 13:31	62.2	2/10/2012 22:41	62.2
30/9/2012 7:56	62.0	30/9/2012 17:06	62.2	1/10/2012 10:16	62.7	2/10/2012 13:36	62.3	2/10/2012 22:46	61.8
30/9/2012 8:01	62.6	30/9/2012 17:11	62.2	1/10/2012 10:21	62.4	2/10/2012 13:41	62.0	2/10/2012 22:51	61.2
30/9/2012 8:06	61.8	30/9/2012 17:16	62.9	1/10/2012 10:26	63.7	2/10/2012 13:46	62.5	2/10/2012 22:56	60.9
30/9/2012 8:11	63.4	30/9/2012 17:21	62.8	1/10/2012 10:31	63.8	2/10/2012 13:51	62.1	3/10/2012 19:01	65.4
30/9/2012 8:16	63.4	30/9/2012 17:26	62.4	1/10/2012 10:36	63.6	2/10/2012 13:56	62.7	3/10/2012 19:06	64.5
30/9/2012 8:21	65.6	30/9/2012 17:31	61.7	1/10/2012 10:41	63.9	2/10/2012 14:01	64.3	3/10/2012 19:11	61.7
30/9/2012 8:26	65.8	30/9/2012 17:36	62.0	1/10/2012 10:46	64.4	2/10/2012 14:06	64.0	3/10/2012 19:16	69.6
30/9/2012 8:31	66.8	30/9/2012 17:41	61.7	1/10/2012 10:51	65.2	2/10/2012 14:11	63.2	3/10/2012 19:21	61.0
30/9/2012 8:36	65.3	30/9/2012 17:46	62.1	1/10/2012 10:56	64.3	2/10/2012 14:16	62.6	3/10/2012 19:26	60.0
30/9/2012 8:41	66.6	30/9/2012 17:51	61.6	1/10/2012 11:01	64.3	2/10/2012 14:21	62.0	3/10/2012 19:31	60.3
30/9/2012 8:46	66.7	30/9/2012 17:56	61.0	1/10/2012 11:06	64.3	2/10/2012 14:26	62.7	3/10/2012 19:36	60.6
30/9/2012 8:51	66.1	30/9/2012 18:01	62.8	1/10/2012 11:11	64.9	2/10/2012 14:31	62.7	3/10/2012 19:41	60.7
30/9/2012 8:56	65.5	30/9/2012 18:06	61.2	1/10/2012 11:16	64.6	2/10/2012 14:36	64.9	3/10/2012 19:46	62.0
30/9/2012 9:01	65.5	30/9/2012 18:11	61.8	1/10/2012 11:21	63.6	2/10/2012 14:41	64.4	3/10/2012 19:51	62.5
30/9/2012 9:06	65.9	30/9/2012 18:16	61.8	1/10/2012 11:26	64.1	2/10/2012 14:46	63.4	3/10/2012 19:56	63.3
30/9/2012 9:11	65.3	30/9/2012 18:21	61.8	1/10/2012 11:31	64.9	2/10/2012 14:51	65.9	3/10/2012 20:01	62.0
30/9/2012 9:16	65.9	30/9/2012 18:26	62.2	1/10/2012 11:36	64.1	2/10/2012 14:56	64.1	3/10/2012 20:06	62.8
30/9/2012 9:21	65.0	30/9/2012 18:31	61.6	1/10/2012 11:41	64.2	2/10/2012 15:01	63.2	3/10/2012 20:11	62.4
30/9/2012 9:26	64.9	30/9/2012 18:36	61.9	1/10/2012 11:46	64.3	2/10/2012 15:06	62.7	3/10/2012 20:16	63.2
30/9/2012 9:31	64.9	30/9/2012 18:41	61.9	1/10/2012 11:51	63.6	2/10/2012 15:11	62.5	3/10/2012 20:21	61.7
30/9/2012 9:36	63.8	30/9/2012 18:46	62.0	1/10/2012 11:56	63.7	2/10/2012 15:16	62.5	3/10/2012 20:26	62.1
30/9/2012 9:41	64.1	30/9/2012 18:51	61.6	1/10/2012 12:01	62.5	2/10/2012 15:21	62.6	3/10/2012 20:31	62.8
30/9/2012 9:46	63.5	30/9/2012 18:56	61.9	1/10/2012 12:06	62.2	2/10/2012 15:26	62.7	3/10/2012 20:36	63.2
30/9/2012 9:51	64.2	30/9/2012 19:01	61.4	1/10/2012 12:11	61.7	2/10/2012 15:31	62.6	3/10/2012 20:41	62.4
30/9/2012 9:56	63.8	30/9/2012 19:06	61.6	1/10/2012 12:16	62.6	2/10/2012 15:36	63.8	3/10/2012 20:46	62.1
30/9/2012 10:01	63.6	30/9/2012 19:11	60.8	1/10/2012 12:21	62.3	2/10/2012 15:41	63.8	3/10/2012 20:51	62.2
30/9/2012 10:06	63.9	30/9/2012 19:16	61.4	1/10/2012 12:26	62.7	2/10/2012 15:46	62.8	3/10/2012 20:56	61.9
30/9/2012 10:11	63.3	30/9/2012 19:21	61.3	1/10/2012 12:31	62.4	2/10/2012 15:51	63.1	3/10/2012 21:01	62.6
30/9/2012 10:16	63.4	30/9/2012 19:26	62.3	1/10/2012 12:36	61.7	2/10/2012 15:56	64.5	3/10/2012 21:06	62.0
30/9/2012 10:21	63.4	30/9/2012 19:31	61.5	1/10/2012 12:41	62.4	2/10/2012 16:01	64.4	3/10/2012 21:11	62.4
30/9/2012 10:26	63.7	30/9/2012 19:36	61.6	1/10/2012 12:46	62.3	2/10/2012 16:06	64.8	3/10/2012 21:16	62.9
30/9/2012 10:31	64.9	30/9/2012 19:41	61.9	1/10/2012 12:51	62.4	2/10/2012 16:11	62.0	3/10/2012 21:21	62.4
30/9/2012 10:36	65.0	30/9/2012 19:46	61.2	1/10/2012 12:56	61.8	2/10/2012 16:16	63.0	3/10/2012 21:26	62.1
30/9/2012 10:41	64.5	30/9/2012 19:51	61.5	1/10/2012 13:01	62.1	2/10/2012 16:21	63.7	3/10/2012 21:31	61.7
30/9/2012 10:46	64.9	30/9/2012 19:56	61.3	1/10/2012 13:06	62.3	2/10/2012 16:26	64.1	3/10/2012 21:36	61.8
30/9/2012 10:51	64.5	30/9/2012 20:01	60.8	1/10/2012 13:11	63.0	2/10/2012 16:31	63.4	3/10/2012 21:41	63.1
30/9/2012 10:56	65.1	30/9/2012 20:06	60.8	1/10/2012 13:16	62.9	2/10/2012 16:36	62.9	3/10/2012 21:46	61.9
30/9/2012 11:01	65.8	30/9/2012 20:11	62.2	1/10/2012 13:21	64.0	2/10/2012 16:41	62.9	3/10/2012 21:51	62.1
30/9/2012 11:06	64.8	30/9/2012 20:16	61.0	1/10/2012 13:26	64.9	2/10/2012 16:46	63.1	3/10/2012 21:56	62.4
30/9/2012 11:11	64.4	30/9/2012 20:21	61.5	1/10/2012 13:31	64.2	2/10/2012 16:51	63.0	3/10/2012 22:01	61.7
30/9/2012 11:16	64.0	30/9/2012 20:26	61.8	1/10/2012 13:36	63.6	2/10/2012 16:56	62.9	3/10/2012 22:06	62.6
30/9/2012 11:21	64.1	30/9/2012 20:31	61.3	1/10/2012 13:41	63.3	2/10/2012 17:01	62.8	3/10/2012 22:11	62.6
30/9/2012 11:26	64.6	30/9/2012 20:36	62.3	1/10/2012 13:46	63.2	2/10/2012 17:06	64.7	3/10/2012 22:16	62.1
30/9/2012 11:31	64.0	30/9/2012 20:41	61.1	1/10/2012 13:51	63.4	2/10/2012 17:11	64.7	3/10/2012 22:21	62.1
30/9/2012 11:36	63.5	30/9/2012 20:46	61.9	1/10/2012 13:56	63.8	2/10/2012 17:16	62.4	3/10/2012 22:26	61.7
30/9/2012 11:41	64.4	30/9/2012 20:51	60.7	1/10/2012 14:01	62.9	2/10/2012 17:21	62.1	3/10/2012 22:31	61.6
30/9/2012 11:46	65.1	30/9/2012 20:56	61.3	1/10/2012 14:06	62.9	2/10/2012 17:26	62.1	3/10/2012 22:36	61.5
30/9/2012 11:51	63.7	30/9/2012 21:01	61.7	1/10/2012 14:11	62.7	2/10/2012 17:31	62.6	3/10/2012 22:41	61.7
30/9/2012 11:56	64.7	30/9/2012 21:06	61.1	1/10/2012 14:16	63.6	2/10/2012 17:36	63.2	3/10/2012 22:46	61.0
30/9/2012 12:01	62.7	30/9/2012 21:11	61.1	1/10/2012 14:21	63.1	2/10/2012 17:41	63.9	3/10/2012 22:51	60.9
30/9/2012 12:06	64.4	30/9/2012 21:16	61.5	1/10/2012 14:26	62.5	2/10/2012 17:46	62.9	3/10/2012 22:56	60.4
30/9/2012 12:11	63.5	30/9/2012 21:21	61.6	1/10/2012 14:31	64.1	2/10/2012 17:51	61.7	4/10/2012 19:01	63.9
30/9/2012 12:16	63.5	30/9/2012 21:26	61.1	1/10/2012 14:36	62.9	2/10/2012 17:56	62.0	4/10/2012 19:06	62.0
30/9/2012 12:21	64.3	30/9/2012 21:31	62.3	1/10/2012 14:41	62.7	2/10/2012 18:01	62.4	4/10/2012 19:11	62.2
30/9/2012 12:26	63.4	30/9/2012 21:36	61.0	1/10/2012 14:46	63.7	2/10/2012 18:06	61.9	4/10/2012 19:16	63.7
30/9/2012 12:31	64.2	30/9/2012 21:41	61.0	1/10/2012 14:51	62.7	2/10/2012 18:11	61.8	4/10/2012 19:21	63.3
30/9/2012 12:36	65.3	30/9/2012 21:46	61.1	1/10/2012 14:56	62.8	2/10/2012 18:16	62.2	4/10/2012 19:26	64.1
30/9/2012 12:41	63.2	30/9/2012 21:51	61.4	1/10/2012 15:01	62.8	2/10/2012 18:21	62.4	4/10/2012 19:31	62.9
30/9/2012 12:46	65.5	30/9/2012 21:56	61.4	1/10/2012 15:06	63.6	2/10/2012 18:26	62.0	4/10/2012 19:36	63.2
30/9/2012 12:51	68.2	30/9/2012 22:01	61.9	1/10/2012 15:11	62.1	2/10/2012 18:31	61.6	4/10/2012 19:41	63.1
30/9/2012 12:56	67.6	30/9/2012 22:06	61.5	1/10/2012 15:16	63.6	2/10/2012 18:36	62.3	4/10/2012 19:46	64.2
30/9/2012 13:01	67.5	30/9/2012 22:11	61.3	1/10/2012 15:21	63.3	2/10/2012 18:41	62.0	4/10/2012 19:51	63.7
30/9/2012 13:06	66.3	30/9/2012 22:16	61.7	1/10/2012 15:26	63.0	2/10/2012 18:46	61.6	4/10/2012 19:56	63.3
30/9/2012 13:11	60.4	30/9/2012 22:21	61.4	1/10/2012 15:31	62.8	2/10/2012 18:51	62.1	4/10/2012 20:01	62.8
30/9/2012 13:16	66.7	30/9/2012 22:26	60.9	1/10/2012 15:36	63.2	2/10/2012 18:56	61.0	4/10/2012 20:06	63.4
30/9/2012 13:21	63.5	30/9/2012 22:31	60.9	1/10/2012 15:41	63.1	2/10/2012 19:01	61.9	4/10/2012 20:11	63.2
30/9/2012 13:26	64.9	30/9/2012 22:36	61.0	1/10/2012 15:46	62.8	2/10/2012 19:06	61.8	4/10/2012 20:16	63.6
30/9/2012 13:31	65.1	30/9/2012 22:41	62.7	1/10/2012 15:51	61.2	2/10/2012 19:11	61.4	4/10/2012 20:21	64.5
30/9/2012 13:36	63.1	30/9/2012 22:46	61.1	1/10/2012 15:56	62.6	2/10/2012 19:16	62.0	4/10/2012 20:26	64.4
30/9/2012 13:41	64.3	30/9/2012 22:51	60.5	1/10/2012 16:01	61.9	2/10/2012 19:21	61.7	4/10/2012 20:31	64.1
30/9/2012 13:46	63.3	30/9/2012 22:56	62.9	1/10/2012 16:06	61.9	2/10/2012 19:26	60.9	4/10/2012 20:36	63.6
30/9/2012 13:51	65.3	1/10/2012 7:01	60.9	1/10/2012 16:11	62.3	2/10/2012 19:31	63.0	4/10/2012 20:41	62.9
30/9/2012 13:56	61.0	1/10/2012 7:06	61.3	1/10/2012 16:16	62.5	2/10/2012 19:36	62.0	4/10/2012 20:46	62.5
30/9/2012 14:01	62.6	1/10/2012 7:11	61.7	1/10/2012 16:21	62.1	2/10/2012 19:41	61.2	4/10/2012 20:51	62.0
30/9/2012 14:06	67.6	1/10/2012 7:16	62.7	1/10/2012 16:26	62.2	2/10/2012 19:46	61.5	4/10/2012 20:56	62.1
30/9/2012 14:11	67.6	1/10/2012 7:21	61.5	1/10/2012 16:31	62.1	2/10/2012 19:51	61.7	4/10/2012 21:01	61.8
30/9/2012 14:16	66.9	1/10/2012 7:26	62.7	1/10/2012 16:36	62.2	2/10/2012 19:56	61.8	4/10/2012 21:06	62.5
30/9/2012 14:21	66.1	1/10/2012 7:31	61.4	1/10/2012 16:41	61.9	2/10/2012 20:01	61.8	4/10/2012 21:11	62.1
30/9/2012 14:26									

Real-time Noise Data RTN2 (Oil Street Community Liaison Centre) and RTN2a (Electric Centre)

5/10/2012 19:36	64.5	7/10/2012 8:46	63.9	7/10/2012 17:56	64.5	9/10/2012 21:06	65.2	11/10/2012 22:16	64.9	14/10/2012 7:26	63.8
5/10/2012 19:41	63.6	7/10/2012 8:51	64.1	7/10/2012 18:01	65.3	9/10/2012 21:11	65.0	11/10/2012 22:21	65.1	14/10/2012 7:31	63.9
5/10/2012 19:46	63.7	7/10/2012 8:56	64.1	7/10/2012 18:06	65.3	9/10/2012 21:16	65.5	11/10/2012 22:26	65.3	14/10/2012 7:36	63.6
5/10/2012 19:51	63.8	7/10/2012 9:01	65.6	7/10/2012 18:11	67.8	9/10/2012 21:21	66.0	11/10/2012 22:31	65.0	14/10/2012 7:41	63.9
5/10/2012 19:56	64.4	7/10/2012 9:06	65.9	7/10/2012 18:16	65.5	9/10/2012 21:26	65.1	11/10/2012 22:36	65.1	14/10/2012 7:46	63.8
5/10/2012 20:01	65.4	7/10/2012 9:11	63.3	7/10/2012 18:21	65.1	9/10/2012 21:31	64.8	11/10/2012 22:41	64.7	14/10/2012 7:51	63.9
5/10/2012 20:06	64.3	7/10/2012 9:16	64.5	7/10/2012 18:26	64.9	9/10/2012 21:36	65.6	11/10/2012 22:46	65.0	14/10/2012 7:56	64.1
5/10/2012 20:11	65.1	7/10/2012 9:21	64.0	7/10/2012 18:31	64.4	9/10/2012 21:41	65.0	11/10/2012 22:51	64.8	14/10/2012 8:01	64.1
5/10/2012 20:16	65.1	7/10/2012 9:26	64.4	7/10/2012 18:36	64.9	9/10/2012 21:46	65.1	11/10/2012 22:56	64.7	14/10/2012 8:06	64.5
5/10/2012 20:21	64.6	7/10/2012 9:31	63.9	7/10/2012 18:41	67.0	9/10/2012 21:51	65.1	12/10/2012 19:01	65.3	14/10/2012 8:11	64.5
5/10/2012 20:26	64.4	7/10/2012 9:36	63.8	7/10/2012 18:46	67.2	9/10/2012 21:56	64.8	12/10/2012 19:06	65.6	14/10/2012 8:16	64.7
5/10/2012 20:31	64.9	7/10/2012 9:41	64.6	7/10/2012 18:51	67.2	9/10/2012 22:01	64.9	12/10/2012 19:11	65.3	14/10/2012 8:21	64.4
5/10/2012 20:36	66.7	7/10/2012 9:46	64.7	7/10/2012 18:56	69.1	9/10/2012 22:06	65.1	12/10/2012 19:16	65.4	14/10/2012 8:26	65.0
5/10/2012 20:41	66.5	7/10/2012 9:51	64.8	7/10/2012 19:01	69.9	9/10/2012 22:11	64.2	12/10/2012 19:21	65.5	14/10/2012 8:31	64.6
5/10/2012 20:46	65.8	7/10/2012 9:56	65.7	7/10/2012 19:06	67.7	9/10/2012 22:16	65.3	12/10/2012 19:26	65.8	14/10/2012 8:36	65.1
5/10/2012 20:51	65.1	7/10/2012 10:01	66.8	7/10/2012 19:11	68.1	9/10/2012 22:21	65.2	12/10/2012 19:31	65.6	14/10/2012 8:41	64.6
5/10/2012 20:56	64.8	7/10/2012 10:06	67.6	7/10/2012 19:16	66.3	9/10/2012 22:26	64.9	12/10/2012 19:36	65.4	14/10/2012 8:46	65.0
5/10/2012 21:01	64.5	7/10/2012 10:11	66.8	7/10/2012 19:21	65.9	9/10/2012 22:31	64.9	12/10/2012 19:41	66.6	14/10/2012 8:51	64.7
5/10/2012 21:06	64.7	7/10/2012 10:16	64.2	7/10/2012 19:26	68.5	9/10/2012 22:36	64.9	12/10/2012 19:46	66.0	14/10/2012 8:56	65.4
5/10/2012 21:11	64.5	7/10/2012 10:21	64.7	7/10/2012 19:31	67.1	9/10/2012 22:41	64.8	12/10/2012 19:51	65.5	14/10/2012 9:01	65.0
5/10/2012 21:16	64.4	7/10/2012 10:26	65.6	7/10/2012 19:36	65.1	9/10/2012 22:46	64.8	12/10/2012 19:56	65.6	14/10/2012 9:06	65.7
5/10/2012 21:21	64.1	7/10/2012 10:31	63.5	7/10/2012 19:41	64.3	9/10/2012 22:51	64.4	12/10/2012 20:01	65.5	14/10/2012 9:11	65.8
5/10/2012 21:26	63.9	7/10/2012 10:36	64.8	7/10/2012 19:46	64.4	9/10/2012 22:56	64.7	12/10/2012 20:06	65.5	14/10/2012 9:16	65.5
5/10/2012 21:31	63.8	7/10/2012 10:41	64.0	7/10/2012 19:51	64.5	10/10/2012 19:01	65.8	12/10/2012 20:11	65.2	14/10/2012 9:21	65.6
5/10/2012 21:36	64.4	7/10/2012 10:46	64.8	7/10/2012 19:56	64.5	10/10/2012 19:06	65.1	12/10/2012 20:16	65.8	14/10/2012 9:26	65.4
5/10/2012 21:41	64.4	7/10/2012 10:51	64.8	7/10/2012 20:01	63.8	10/10/2012 19:11	65.3	12/10/2012 20:21	65.4	14/10/2012 9:31	65.6
5/10/2012 21:46	66.6	7/10/2012 10:56	64.8	7/10/2012 20:06	64.5	10/10/2012 19:16	65.1	12/10/2012 20:26	65.3	14/10/2012 9:36	65.7
5/10/2012 21:51	67.7	7/10/2012 11:01	63.9	7/10/2012 20:11	64.5	10/10/2012 19:21	65.4	12/10/2012 20:31	65.4	14/10/2012 9:41	65.6
5/10/2012 21:56	68.1	7/10/2012 11:06	63.6	7/10/2012 20:16	64.2	10/10/2012 19:26	66.0	12/10/2012 20:36	65.1	14/10/2012 9:46	65.6
5/10/2012 22:01	67.8	7/10/2012 11:11	63.5	7/10/2012 20:21	63.6	10/10/2012 19:31	65.2	12/10/2012 20:41	65.3	14/10/2012 9:51	65.5
5/10/2012 22:06	66.7	7/10/2012 11:16	62.3	7/10/2012 20:26	63.4	10/10/2012 19:36	65.6	12/10/2012 20:46	66.0	14/10/2012 9:56	66.4
5/10/2012 22:11	65.6	7/10/2012 11:21	63.6	7/10/2012 20:31	63.6	10/10/2012 19:41	65.6	12/10/2012 20:51	65.3	14/10/2012 10:01	66.6
5/10/2012 22:16	65.0	7/10/2012 11:26	65.6	7/10/2012 20:36	63.5	10/10/2012 19:46	65.3	12/10/2012 20:56	65.4	14/10/2012 10:06	65.7
5/10/2012 22:21	64.3	7/10/2012 11:31	64.7	7/10/2012 20:41	63.3	10/10/2012 19:51	65.3	12/10/2012 21:01	65.3	14/10/2012 10:11	66.1
5/10/2012 22:26	64.1	7/10/2012 11:36	64.3	7/10/2012 20:46	63.5	10/10/2012 19:56	65.2	12/10/2012 21:06	65.2	14/10/2012 10:16	66.0
5/10/2012 22:31	63.9	7/10/2012 11:41	63.6	7/10/2012 21:51	64.0	10/10/2012 20:01	65.3	12/10/2012 21:11	65.1	14/10/2012 10:21	65.9
5/10/2012 22:36	63.7	7/10/2012 11:46	63.4	7/10/2012 21:56	63.1	10/10/2012 20:06	66.1	12/10/2012 21:16	65.2	14/10/2012 10:26	65.4
5/10/2012 22:41	64.7	7/10/2012 11:51	63.7	7/10/2012 22:01	63.9	10/10/2012 20:11	65.5	12/10/2012 21:21	65.3	14/10/2012 10:31	65.3
5/10/2012 22:46	65.0	7/10/2012 11:56	63.3	7/10/2012 22:06	63.9	10/10/2012 20:16	66.0	12/10/2012 21:26	65.6	14/10/2012 10:36	65.7
5/10/2012 22:51	64.4	7/10/2012 12:01	63.5	7/10/2012 22:11	63.1	10/10/2012 20:21	66.2	12/10/2012 21:31	64.9	14/10/2012 10:41	65.3
5/10/2012 22:56	64.4	7/10/2012 12:06	62.6	7/10/2012 22:16	62.7	10/10/2012 20:26	65.3	12/10/2012 21:36	65.2	14/10/2012 10:46	65.6
6/10/2012 19:01	62.5	7/10/2012 12:11	62.9	7/10/2012 22:21	63.2	10/10/2012 20:31	65.2	12/10/2012 21:41	65.5	14/10/2012 10:51	65.6
6/10/2012 19:06	62.6	7/10/2012 12:16	62.6	7/10/2012 22:26	63.1	10/10/2012 20:36	65.5	12/10/2012 21:46	65.1	14/10/2012 10:56	64.9
6/10/2012 19:11	63.4	7/10/2012 12:21	62.6	7/10/2012 22:31	62.9	10/10/2012 20:41	65.2	12/10/2012 21:51	65.4	14/10/2012 11:01	65.3
6/10/2012 19:16	65.1	7/10/2012 12:26	63.5	7/10/2012 22:36	62.7	10/10/2012 20:46	65.1	12/10/2012 21:56	65.0	14/10/2012 11:06	65.2
6/10/2012 19:21	62.9	7/10/2012 12:31	62.6	7/10/2012 22:41	63.1	10/10/2012 20:51	65.3	12/10/2012 22:01	65.2	14/10/2012 11:11	65.2
6/10/2012 19:26	63.2	7/10/2012 12:36	63.5	7/10/2012 22:46	62.3	10/10/2012 20:56	65.1	12/10/2012 22:06	65.4	14/10/2012 11:16	65.4
6/10/2012 19:31	63.2	7/10/2012 12:41	62.9	7/10/2012 22:51	62.9	10/10/2012 21:01	65.2	12/10/2012 22:11	64.9	14/10/2012 11:21	65.1
6/10/2012 19:36	63.6	7/10/2012 12:46	62.5	7/10/2012 22:56	63.2	10/10/2012 21:06	65.4	12/10/2012 22:16	65.0	14/10/2012 11:26	65.1
6/10/2012 19:41	63.6	7/10/2012 12:51	64.1	8/10/2012 19:01	65.9	10/10/2012 21:11	65.6	12/10/2012 22:21	65.1	14/10/2012 11:31	64.7
6/10/2012 19:46	64.3	7/10/2012 12:56	63.7	8/10/2012 19:06	65.6	10/10/2012 21:16	65.1	12/10/2012 22:26	65.2	14/10/2012 11:36	64.9
6/10/2012 19:51	64.7	7/10/2012 13:01	63.2	8/10/2012 19:11	65.9	10/10/2012 21:21	65.2	12/10/2012 22:31	64.9	14/10/2012 11:41	65.2
6/10/2012 19:56	65.9	7/10/2012 13:06	63.2	8/10/2012 19:16	65.7	10/10/2012 21:26	65.0	12/10/2012 22:36	64.8	14/10/2012 11:46	65.0
6/10/2012 20:01	65.8	7/10/2012 13:11	62.7	8/10/2012 19:21	65.5	10/10/2012 21:31	64.9	12/10/2012 22:41	64.8	14/10/2012 11:51	65.0
6/10/2012 20:06	63.6	7/10/2012 13:16	62.6	8/10/2012 19:26	65.6	10/10/2012 21:36	65.0	12/10/2012 22:46	64.9	14/10/2012 11:56	65.1
6/10/2012 20:11	63.9	7/10/2012 13:21	62.8	8/10/2012 19:31	66.2	10/10/2012 21:41	65.2	12/10/2012 22:51	65.1	14/10/2012 12:01	65.6
6/10/2012 20:16	63.2	7/10/2012 13:26	67.8	8/10/2012 19:36	65.8	10/10/2012 21:46	64.4	12/10/2012 22:56	65.1	14/10/2012 12:06	65.0
6/10/2012 20:21	63.1	7/10/2012 13:31	63.6	8/10/2012 19:41	65.7	10/10/2012 21:51	65.2	13/10/2012 19:01	65.2	14/10/2012 12:11	65.0
6/10/2012 20:26	63.5	7/10/2012 13:36	66.7	8/10/2012 19:46	66.0	10/10/2012 21:56	64.5	13/10/2012 19:06	65.5	14/10/2012 12:16	64.9
6/10/2012 20:31	63.1	7/10/2012 13:41	63.0	8/10/2012 19:51	65.6	10/10/2012 22:01	65.0	13/10/2012 19:11	65.5	14/10/2012 12:21	64.9
6/10/2012 20:36	63.3	7/10/2012 13:46	62.9	8/10/2012 19:56	65.8	10/10/2012 22:06	65.0	13/10/2012 19:16	65.0	14/10/2012 12:26	65.0
6/10/2012 20:41	63.5	7/10/2012 13:51	64.3	8/10/2012 20:01	65.8	10/10/2012 22:11	65.3	13/10/2012 19:21	65.1	14/10/2012 12:31	64.9
6/10/2012 20:46	63.2	7/10/2012 13:56	66.8	8/10/2012 20:06	65.3	10/10/2012 22:16	65.1	13/10/2012 19:26	65.4	14/10/2012 12:36	65.0
6/10/2012 20:51	63.2	7/10/2012 14:01	65.4	8/10/2012 20:11	65.3	10/10/2012 22:21	64.8	13/10/2012 19:31	65.1	14/10/2012 12:41	65.0
6/10/2012 20:56	62.4	7/10/2012 14:06	65.0	8/10/2012 20:16	65.1	10/10/2012 22:26	64.7	13/10/2012 19:36	64.8	14/10/2012 12:46	65.1
6/10/2012 21:01	63.7	7/10/2012 14:11	64.6	8/10/2012 20:21	65.1	10/10/2012 22:31	65.4	13/10/2012 19:41	65.8	14/10/2012 12:51	65.3
6/10/2012 21:06	64.3	7/10/2012 14:16	65.3	8/10/2012 20:26	65.3	10/10/2012 22:36	64.8	13/10/2012 19:46	65.6	14/10/2012 12:56	65.2
6/10/2012 21:11	64.0	7/10/2012 14:21	69.1	8/10/2012 20:31	65.5	10/10/2012 22:41	64.8	13/10/2012 19:51	66.0	14/10/2012	

Real-time Noise Data RTN2 (Oil Street Community Liaison Centre) and RTN2a (Electric Centre)

14/10/2012 16:36 65.1	15/10/2012 21:46 65.2	17/10/2012 22:56 64.6	20/10/2012 20:06 56.3	21/10/2012 13:16 66.3	21/10/2012 22:26 64.3
14/10/2012 16:41 65.5	15/10/2012 21:51 65.5	18/10/2012 19:01 65.9	20/10/2012 20:11 55.9	21/10/2012 13:21 65.8	21/10/2012 22:31 64.1
14/10/2012 16:46 65.0	15/10/2012 21:56 65.1	18/10/2012 19:06 67.9	20/10/2012 20:16 56.9	21/10/2012 13:26 66.1	21/10/2012 22:36 62.2
14/10/2012 16:51 65.6	15/10/2012 22:01 65.7	18/10/2012 19:11 66.2	20/10/2012 20:21 56.6	21/10/2012 13:31 65.1	21/10/2012 22:41 62.2
14/10/2012 16:56 65.2	15/10/2012 22:06 65.9	18/10/2012 19:16 65.8	20/10/2012 20:26 57.0	21/10/2012 13:36 65.2	21/10/2012 22:46 62.1
14/10/2012 17:01 65.2	15/10/2012 22:11 64.7	18/10/2012 19:21 65.9	20/10/2012 20:31 56.8	21/10/2012 13:41 67.6	21/10/2012 22:51 61.8
14/10/2012 17:06 65.7	15/10/2012 22:16 65.1	18/10/2012 19:26 66.0	20/10/2012 20:36 57.2	21/10/2012 13:46 64.4	21/10/2012 22:56 61.9
14/10/2012 17:11 65.2	15/10/2012 22:21 65.0	18/10/2012 19:31 64.4	20/10/2012 20:41 61.2	21/10/2012 13:51 63.9	22/10/2012 19:01 67.8
14/10/2012 17:16 65.2	15/10/2012 22:26 65.4	18/10/2012 19:36 63.6	20/10/2012 20:46 58.8	21/10/2012 13:56 64.8	22/10/2012 19:06 68.0
14/10/2012 17:21 65.2	15/10/2012 22:31 64.6	18/10/2012 19:41 62.9	20/10/2012 20:51 58.8	21/10/2012 14:01 64.8	22/10/2012 19:11 68.2
14/10/2012 17:26 65.3	15/10/2012 22:36 65.1	18/10/2012 19:46 63.3	20/10/2012 20:56 58.6	21/10/2012 14:06 65.4	22/10/2012 19:16 68.7
14/10/2012 17:31 65.5	15/10/2012 22:41 64.7	18/10/2012 19:51 63.3	20/10/2012 21:01 59.4	21/10/2012 14:11 65.5	22/10/2012 19:21 69.3
14/10/2012 17:36 65.2	15/10/2012 22:46 65.0	18/10/2012 19:56 63.2	20/10/2012 21:06 59.2	21/10/2012 14:16 65.4	22/10/2012 19:26 67.7
14/10/2012 17:41 65.3	15/10/2012 22:51 64.8	18/10/2012 20:01 63.4	20/10/2012 21:11 59.8	21/10/2012 14:21 65.9	22/10/2012 19:31 67.9
14/10/2012 17:46 65.2	15/10/2012 22:56 64.7	18/10/2012 20:06 63.8	20/10/2012 21:16 60.3	21/10/2012 14:26 67.7	22/10/2012 19:36 67.1
14/10/2012 17:51 65.1	16/10/2012 19:01 65.8	18/10/2012 20:11 63.3	20/10/2012 21:21 60.5	21/10/2012 14:31 65.3	22/10/2012 19:41 66.7
14/10/2012 17:56 65.6	16/10/2012 19:06 65.5	18/10/2012 20:16 63.3	20/10/2012 21:26 60.2	21/10/2012 14:36 64.6	22/10/2012 19:46 67.3
14/10/2012 18:01 65.8	16/10/2012 19:11 65.5	18/10/2012 20:21 62.8	20/10/2012 21:31 61.1	21/10/2012 14:41 64.4	22/10/2012 19:51 68.1
14/10/2012 18:06 65.1	16/10/2012 19:16 66.8	18/10/2012 20:26 62.7	20/10/2012 21:36 61.8	21/10/2012 14:46 64.5	22/10/2012 19:56 65.9
14/10/2012 18:11 65.1	16/10/2012 19:21 65.6	18/10/2012 20:31 63.1	20/10/2012 21:41 61.0	21/10/2012 14:51 65.4	22/10/2012 20:01 65.1
14/10/2012 18:16 65.0	16/10/2012 19:26 65.5	18/10/2012 20:36 63.0	20/10/2012 21:46 63.0	21/10/2012 14:56 66.2	22/10/2012 20:06 65.2
14/10/2012 18:21 64.9	16/10/2012 19:31 65.3	18/10/2012 20:41 63.6	20/10/2012 21:51 63.1	21/10/2012 15:01 66.3	22/10/2012 20:11 65.3
14/10/2012 18:26 65.3	16/10/2012 19:36 65.3	18/10/2012 20:46 63.1	20/10/2012 21:56 63.2	21/10/2012 15:06 65.9	22/10/2012 20:16 65.3
14/10/2012 18:31 65.0	16/10/2012 19:41 65.5	18/10/2012 20:51 62.8	20/10/2012 22:01 63.4	21/10/2012 15:11 64.4	22/10/2012 20:21 64.6
14/10/2012 18:36 65.2	16/10/2012 19:46 65.8	18/10/2012 20:56 63.0	20/10/2012 22:06 62.4	21/10/2012 15:16 66.1	22/10/2012 20:26 65.3
14/10/2012 18:41 65.1	16/10/2012 19:51 65.7	18/10/2012 21:01 63.1	20/10/2012 22:11 62.7	21/10/2012 15:21 68.0	22/10/2012 20:31 65.3
14/10/2012 18:46 65.4	16/10/2012 19:56 65.6	18/10/2012 21:06 62.6	20/10/2012 22:16 63.1	21/10/2012 15:26 67.8	22/10/2012 20:36 65.0
14/10/2012 18:51 65.2	16/10/2012 20:01 65.4	18/10/2012 21:11 62.6	20/10/2012 22:21 62.0	21/10/2012 15:31 67.5	22/10/2012 20:41 64.4
14/10/2012 18:56 65.4	16/10/2012 20:06 65.1	18/10/2012 21:16 62.3	20/10/2012 22:26 62.0	21/10/2012 15:36 67.0	22/10/2012 20:46 64.2
14/10/2012 19:01 65.1	16/10/2012 20:11 65.4	18/10/2012 21:21 63.1	20/10/2012 22:31 63.0	21/10/2012 15:41 67.6	22/10/2012 20:51 64.4
14/10/2012 19:06 65.1	16/10/2012 20:16 65.6	18/10/2012 21:26 62.3	20/10/2012 22:36 63.5	21/10/2012 15:46 66.7	22/10/2012 20:56 64.3
14/10/2012 19:11 65.0	16/10/2012 20:21 65.3	18/10/2012 21:31 62.4	20/10/2012 22:41 64.1	21/10/2012 15:51 66.0	22/10/2012 21:01 64.1
14/10/2012 19:16 65.0	16/10/2012 20:26 65.5	18/10/2012 21:36 62.6	20/10/2012 22:46 64.3	21/10/2012 15:56 66.0	22/10/2012 21:06 64.3
14/10/2012 19:21 65.3	16/10/2012 20:31 65.3	18/10/2012 21:41 63.1	20/10/2012 22:51 63.6	21/10/2012 16:01 66.1	22/10/2012 21:11 64.6
14/10/2012 19:26 65.1	16/10/2012 20:36 65.1	18/10/2012 21:46 63.0	20/10/2012 22:56 63.8	21/10/2012 16:06 65.5	22/10/2012 21:16 64.3
14/10/2012 19:31 65.4	16/10/2012 20:41 65.6	18/10/2012 21:51 63.3	21/10/2012 7:01 61.4	21/10/2012 16:11 66.0	22/10/2012 21:21 64.5
14/10/2012 19:36 64.8	16/10/2012 20:46 65.3	18/10/2012 21:56 63.1	21/10/2012 7:06 61.7	21/10/2012 16:16 65.2	22/10/2012 21:26 65.6
14/10/2012 19:41 64.7	16/10/2012 20:51 65.8	18/10/2012 22:01 62.3	21/10/2012 7:11 63.4	21/10/2012 16:21 65.2	22/10/2012 21:31 64.7
14/10/2012 19:46 64.8	16/10/2012 20:56 65.2	18/10/2012 22:06 63.7	21/10/2012 7:16 62.4	21/10/2012 16:26 65.6	22/10/2012 21:36 65.2
14/10/2012 19:51 64.8	16/10/2012 21:01 64.9	18/10/2012 22:11 63.7	21/10/2012 7:21 62.8	21/10/2012 16:31 65.4	22/10/2012 21:41 64.9
14/10/2012 19:56 64.9	16/10/2012 21:06 65.5	18/10/2012 22:16 64.5	21/10/2012 7:26 64.2	21/10/2012 16:36 67.7	22/10/2012 21:46 64.7
14/10/2012 20:01 65.4	16/10/2012 21:11 65.1	18/10/2012 22:21 63.9	21/10/2012 7:31 63.1	21/10/2012 16:41 65.5	22/10/2012 21:51 63.8
14/10/2012 20:06 64.6	16/10/2012 21:16 65.2	18/10/2012 22:26 63.3	21/10/2012 7:36 62.5	21/10/2012 16:46 66.1	22/10/2012 21:56 64.8
14/10/2012 20:11 64.8	16/10/2012 21:21 65.1	18/10/2012 22:31 62.6	21/10/2012 7:41 62.8	21/10/2012 16:51 64.9	22/10/2012 22:01 64.6
14/10/2012 20:16 65.0	16/10/2012 21:26 64.8	18/10/2012 22:36 63.4	21/10/2012 7:46 62.1	21/10/2012 16:56 67.8	22/10/2012 22:06 64.8
14/10/2012 20:21 65.2	16/10/2012 21:31 64.7	18/10/2012 22:41 65.1	21/10/2012 7:51 61.9	21/10/2012 17:01 66.1	22/10/2012 22:11 64.8
14/10/2012 20:26 64.9	16/10/2012 21:36 65.3	18/10/2012 22:46 63.6	21/10/2012 7:56 67.1	21/10/2012 17:06 66.8	22/10/2012 22:16 63.9
14/10/2012 20:31 64.9	16/10/2012 21:41 64.8	18/10/2012 22:51 63.0	21/10/2012 8:01 63.7	21/10/2012 17:11 65.2	22/10/2012 22:21 64.7
14/10/2012 20:36 64.9	16/10/2012 21:46 64.8	18/10/2012 22:56 63.1	21/10/2012 8:06 63.8	21/10/2012 17:16 67.6	22/10/2012 22:26 64.7
14/10/2012 20:41 64.9	16/10/2012 21:51 64.7	19/10/2012 19:01 64.0	21/10/2012 8:11 63.1	21/10/2012 17:21 66.0	22/10/2012 22:31 63.9
14/10/2012 20:46 64.8	16/10/2012 21:56 64.9	19/10/2012 19:06 64.7	21/10/2012 8:16 64.6	21/10/2012 17:26 65.3	22/10/2012 22:36 63.5
14/10/2012 20:51 65.1	16/10/2012 22:01 65.0	19/10/2012 19:11 64.7	21/10/2012 8:21 64.1	21/10/2012 17:31 65.2	22/10/2012 22:41 64.0
14/10/2012 20:56 64.8	16/10/2012 22:06 65.0	19/10/2012 19:16 62.2	21/10/2012 8:26 63.8	21/10/2012 17:36 66.7	22/10/2012 22:46 63.9
14/10/2012 21:01 64.5	16/10/2012 22:11 64.8	19/10/2012 19:21 61.8	21/10/2012 8:31 64.0	21/10/2012 17:41 67.5	22/10/2012 22:51 63.7
14/10/2012 21:06 64.4	16/10/2012 22:16 64.9	19/10/2012 19:26 61.0	21/10/2012 8:36 64.1	21/10/2012 17:46 66.0	22/10/2012 22:56 63.3
14/10/2012 21:11 64.3	16/10/2012 22:21 66.2	19/10/2012 19:31 61.7	21/10/2012 8:41 65.0	21/10/2012 17:51 65.9	23/10/2012 7:01 62.5
14/10/2012 21:16 64.8	16/10/2012 22:26 65.8	19/10/2012 19:36 61.2	21/10/2012 8:46 65.2	21/10/2012 17:56 64.8	23/10/2012 7:06 60.0
14/10/2012 21:21 64.8	16/10/2012 22:31 65.0	19/10/2012 19:41 61.4	21/10/2012 8:51 63.8	21/10/2012 18:01 66.0	23/10/2012 7:11 63.3
14/10/2012 21:26 64.9	16/10/2012 22:36 65.5	19/10/2012 19:46 61.7	21/10/2012 8:56 64.9	21/10/2012 18:06 67.7	23/10/2012 7:16 62.0
14/10/2012 21:31 64.6	16/10/2012 22:41 64.6	19/10/2012 19:51 62.8	21/10/2012 9:01 64.4	21/10/2012 18:11 65.7	23/10/2012 7:21 61.9
14/10/2012 21:36 64.9	16/10/2012 22:46 64.5	19/10/2012 19:56 63.0	21/10/2012 9:06 64.0	21/10/2012 18:16 66.0	23/10/2012 7:26 61.4
14/10/2012 21:41 64.9	16/10/2012 22:51 64.6	19/10/2012 20:01 63.6	21/10/2012 9:11 64.3	21/10/2012 18:21 65.0	23/10/2012 7:31 63.0
14/10/2012 21:46 64.6	16/10/2012 22:56 64.5	19/10/2012 20:06 63.7	21/10/2012 9:16 65.2	21/10/2012 18:26 68.8	23/10/2012 7:36 62.0
14/10/2012 21:51 64.7	17/10/2012 19:01 65.3	19/10/2012 20:11 62.9	21/10/2012 9:21 65.6	21/10/2012 18:31 65.0	23/10/2012 7:41 66.2
14/10/2012 21:56 64.7	17/10/2012 19:06 65.9	19/10/2012 20:16 63.3	21/10/2012 9:26 66.4	21/10/2012 18:36 64.8	23/10/2012 7:46 65.2
14/10/2012 22:01 64.7	17/10/2012 19:11 65.8	19/10/2012 20:21 63.1	21/10/2012 9:31 66.0	21/10/2012 18:41 64.9	23/10/2012 7:51 61.6
14/10/2012 22:06 64.2	17/10/2012 19:16 65.6	19/10/2012 20:26 63.1	21/10/2012 9:36 65.3	21/10/2012 18:46 64.9	23/10/2012 7:56 62.8
14/10/2012 22:11 64.6	17/10/2012 19:21 65.4	19/10/2012 20:31 63.4	21/10/2012 9:41 66.4	21/10/2012 18:51 64.3	23/10/2012 8:01 64.3
14/10/2012 22:16 64.5	17/10/2012 19:26 65.9	19/10/2012 20:36 64.0	21/10/2012 9:46 66.8	21/10/2012 18:56 64.8	23/10/2012 8:06 61.9
14/10/2012 22:21 65.0	17/10/2012 19:31 65.6	19/10/2012 20:41 63.9	21/10/2012 9:51 65.7	21/10/2012 19:01 64.6	23/10/2012 8:11 62.2
14/10/2012 22:26 64.8	17/10/2012 19:36 66.4	19/10/2012 20:46 63.0	21/10/2012 9:56 66.5	21/10/2012 19:06 65.1	23/10/2012 8:16 62.1
14/10/2012 22:31 64.8	17/10/2012 19:41 65.9	19/10/2012 20:51 62.6	21/10/2012 10:01 67.7	21/10/2012 19:11 65.2	23/10/2012 8:21 63.0
14/10/2012 22:36 64.4	17/10/2012 19:46 65.2	19/10/2012 20:56 62.4	21/10/2012 10:06 66.0	21/10/2012 19:16 64.3	23/10/2012 8:26 63.4
14/10/2012 22:41 64.6	17/10/2012 19:51 65.4	19/10/2012 21:01 62.8	21/10/2012 10:11 66.7	21/10/2012 19:21 65.3	23/10/2012 8:31 62.9
14/10/2012 22:46 64.6	17/10/2012 19:56 65.7	19/10/2012 21:06 62.4	21/10/2012 10:16 66.4	21/10/2012 19:26 65.7	23/10/2012 8:36 63.5
14/10/2012 22:51 64.5	17/10/2012 20:01 65.0	19/10/2012 21:11 62.6	21/10/2012 10:21 66.4	21/10/2012 19:31 64.1	23/10/2012 8:41 63.2
14/10/2012 22:56 64.7	17/10/2012 20:06 65.5	19/10/2012 21:16 62.0	21/10/2012 10:26 67.0		

Real-time Noise Data RTN2 (Oil Street Community Liaison Centre) and RTN2a (Electric Centre)

Real-time Noise Data		RTN2 (Oil Street Community Liaison Centre) and RTN2a (Electric Centre)		Night time: 23:00-07:00			
23/10/2012 11:36 64.2	23/10/2012 20:46 64.2	25/10/2012 21:56 62.9	28/9/2012 0:01 60.9	29/9/2012 1:06 60.4	30/9/2012 2:16 58.0		
23/10/2012 11:41 63.0	23/10/2012 20:51 64.9	25/10/2012 22:01 63.6	28/9/2012 0:06 60.9	29/9/2012 1:11 59.9	30/9/2012 2:21 58.3		
23/10/2012 11:46 63.0	23/10/2012 20:56 64.7	25/10/2012 22:06 63.0	28/9/2012 0:11 60.7	29/9/2012 1:16 60.0	30/9/2012 2:26 58.9		
23/10/2012 11:51 63.8	23/10/2012 21:01 64.4	25/10/2012 22:11 62.6	28/9/2012 0:16 60.6	29/9/2012 1:21 60.3	30/9/2012 2:31 59.4		
23/10/2012 11:56 63.1	23/10/2012 21:06 64.3	25/10/2012 22:16 63.0	28/9/2012 0:21 61.4	29/9/2012 1:26 60.7	30/9/2012 2:36 58.6		
23/10/2012 12:01 62.7	23/10/2012 21:11 64.5	25/10/2012 22:21 62.9	28/9/2012 0:26 61.1	29/9/2012 1:31 59.7	30/9/2012 2:41 58.4		
23/10/2012 12:06 62.8	23/10/2012 21:16 65.5	25/10/2012 22:26 63.9	28/9/2012 0:31 61.3	29/9/2012 1:36 59.4	30/9/2012 2:46 57.9		
23/10/2012 12:11 62.8	23/10/2012 21:21 67.6	25/10/2012 22:31 63.3	28/9/2012 0:36 59.8	29/9/2012 1:41 59.0	30/9/2012 2:51 58.5		
23/10/2012 12:16 62.7	23/10/2012 21:26 67.2	25/10/2012 22:36 63.9	28/9/2012 0:41 59.9	29/9/2012 1:46 59.1	30/9/2012 2:56 58.8		
23/10/2012 12:21 61.7	23/10/2012 21:31 67.7	25/10/2012 22:41 63.2	28/9/2012 0:46 59.9	29/9/2012 1:51 59.6	30/9/2012 3:01 58.8		
23/10/2012 12:26 62.4	23/10/2012 21:36 67.4	25/10/2012 22:46 63.2	28/9/2012 0:51 59.6	29/9/2012 1:56 59.7	30/9/2012 3:06 58.6		
23/10/2012 12:31 62.3	23/10/2012 21:41 67.5	25/10/2012 22:51 63.9	28/9/2012 0:56 60.4	29/9/2012 2:01 59.8	30/9/2012 3:11 57.2		
23/10/2012 12:36 62.4	23/10/2012 21:46 67.5	25/10/2012 22:56 63.8	28/9/2012 1:01 59.4	29/9/2012 2:06 59.6	30/9/2012 3:16 57.5		
23/10/2012 12:41 62.8	23/10/2012 21:51 65.9	26/10/2012 19:01 65.2	28/9/2012 1:06 59.7	29/9/2012 2:11 59.4	30/9/2012 3:21 58.4		
23/10/2012 12:46 63.1	23/10/2012 21:56 65.4	26/10/2012 19:06 65.1	28/9/2012 1:11 59.2	29/9/2012 2:16 59.2	30/9/2012 3:26 57.8		
23/10/2012 12:51 63.2	23/10/2012 22:01 65.7	26/10/2012 19:11 65.8	28/9/2012 1:16 59.2	29/9/2012 2:21 58.8	30/9/2012 3:31 57.1		
23/10/2012 12:56 64.0	23/10/2012 22:06 66.2	26/10/2012 19:16 65.7	28/9/2012 1:21 58.7	29/9/2012 2:26 59.1	30/9/2012 3:36 57.7		
23/10/2012 13:01 64.4	23/10/2012 22:11 68.2	26/10/2012 19:21 64.5	28/9/2012 1:26 59.6	29/9/2012 2:31 58.7	30/9/2012 3:41 58.5		
23/10/2012 13:06 66.7	23/10/2012 22:16 67.3	26/10/2012 19:26 65.0	28/9/2012 1:31 58.6	29/9/2012 2:36 59.3	30/9/2012 3:46 57.4		
23/10/2012 13:11 65.5	23/10/2012 22:21 66.0	26/10/2012 19:31 64.5	28/9/2012 1:36 58.4	29/9/2012 2:41 58.8	30/9/2012 3:51 57.4		
23/10/2012 13:16 66.0	23/10/2012 22:26 65.9	26/10/2012 19:36 64.2	28/9/2012 1:41 58.9	29/9/2012 2:46 58.7	30/9/2012 3:56 57.9		
23/10/2012 13:21 64.2	23/10/2012 22:31 66.1	26/10/2012 19:41 64.6	28/9/2012 1:46 58.9	29/9/2012 2:51 58.6	30/9/2012 4:01 58.6		
23/10/2012 13:26 63.6	23/10/2012 22:36 66.7	26/10/2012 19:46 64.1	28/9/2012 1:51 58.6	29/9/2012 2:56 59.0	30/9/2012 4:06 57.9		
23/10/2012 13:31 63.5	23/10/2012 22:41 66.9	26/10/2012 19:51 64.1	28/9/2012 1:56 58.5	29/9/2012 3:01 58.1	30/9/2012 4:11 57.7		
23/10/2012 13:36 64.2	23/10/2012 22:46 66.1	26/10/2012 19:56 64.0	28/9/2012 2:01 58.9	29/9/2012 3:06 59.3	30/9/2012 4:16 57.4		
23/10/2012 13:41 64.0	23/10/2012 22:51 65.6	26/10/2012 20:01 63.6	28/9/2012 2:06 57.8	29/9/2012 3:11 58.2	30/9/2012 4:21 57.5		
23/10/2012 13:46 66.0	23/10/2012 22:56 67.1	26/10/2012 20:06 64.5	28/9/2012 2:11 57.6	29/9/2012 3:16 58.8	30/9/2012 4:26 56.5		
23/10/2012 13:51 65.2	24/10/2012 19:01 64.9	26/10/2012 20:11 64.0	28/9/2012 2:16 58.5	29/9/2012 3:21 58.1	30/9/2012 4:31 56.9		
23/10/2012 13:56 64.7	24/10/2012 19:06 64.1	26/10/2012 20:16 65.4	28/9/2012 2:21 58.2	29/9/2012 3:26 58.4	30/9/2012 4:36 57.1		
23/10/2012 14:01 65.3	24/10/2012 19:11 67.8	26/10/2012 20:21 63.5	28/9/2012 2:26 57.6	29/9/2012 3:31 58.3	30/9/2012 4:41 57.0		
23/10/2012 14:06 63.8	24/10/2012 19:16 69.1	26/10/2012 20:26 63.8	28/9/2012 2:31 58.2	29/9/2012 3:36 57.7	30/9/2012 4:46 57.7		
23/10/2012 14:11 63.8	24/10/2012 19:21 67.8	26/10/2012 20:31 63.8	28/9/2012 2:36 58.0	29/9/2012 3:41 57.6	30/9/2012 4:51 57.7		
23/10/2012 14:16 64.1	24/10/2012 19:26 64.3	26/10/2012 20:36 63.7	28/9/2012 2:41 57.8	29/9/2012 3:46 58.6	30/9/2012 4:56 57.0		
23/10/2012 14:21 63.8	24/10/2012 19:31 64.5	26/10/2012 20:41 63.8	28/9/2012 2:46 57.8	29/9/2012 3:51 58.0	30/9/2012 5:01 57.7		
23/10/2012 14:26 63.1	24/10/2012 19:36 64.7	26/10/2012 20:46 64.0	28/9/2012 2:51 57.9	29/9/2012 3:56 57.5	30/9/2012 5:06 57.6		
23/10/2012 14:31 63.5	24/10/2012 19:41 64.8	26/10/2012 20:51 63.3	28/9/2012 2:56 58.7	29/9/2012 4:01 57.5	30/9/2012 5:11 56.8		
23/10/2012 14:36 64.8	24/10/2012 19:46 64.3	26/10/2012 20:56 63.3	28/9/2012 3:01 57.8	29/9/2012 4:06 58.7	30/9/2012 5:16 57.6		
23/10/2012 14:41 66.4	24/10/2012 19:51 64.9	26/10/2012 21:01 63.7	28/9/2012 3:06 57.3	29/9/2012 4:11 57.8	30/9/2012 5:21 59.4		
23/10/2012 14:46 65.9	24/10/2012 19:56 63.9	26/10/2012 21:06 63.7	28/9/2012 3:11 57.4	29/9/2012 4:16 57.2	30/9/2012 5:26 58.4		
23/10/2012 14:51 65.3	24/10/2012 20:01 63.4	26/10/2012 21:11 63.8	28/9/2012 3:16 58.5	29/9/2012 4:21 58.1	30/9/2012 5:31 58.3		
23/10/2012 14:56 64.9	24/10/2012 20:06 63.6	26/10/2012 21:16 63.9	28/9/2012 3:21 57.5	29/9/2012 4:26 57.2	30/9/2012 5:36 58.8		
23/10/2012 15:01 67.3	24/10/2012 20:11 63.1	26/10/2012 21:21 63.0	28/9/2012 3:26 58.1	29/9/2012 4:31 57.3	30/9/2012 5:41 59.1		
23/10/2012 15:06 65.4	24/10/2012 20:16 63.2	26/10/2012 21:26 63.4	28/9/2012 3:31 58.2	29/9/2012 4:36 57.9	30/9/2012 5:46 58.7		
23/10/2012 15:11 65.7	24/10/2012 20:21 64.3	26/10/2012 21:31 63.3	28/9/2012 3:36 56.7	29/9/2012 4:41 58.0	30/9/2012 5:51 58.5		
23/10/2012 15:16 66.4	24/10/2012 20:26 63.9	26/10/2012 21:36 63.0	28/9/2012 3:41 57.3	29/9/2012 4:46 58.0	30/9/2012 5:56 58.2		
23/10/2012 15:21 67.4	24/10/2012 20:31 63.3	26/10/2012 21:41 63.2	28/9/2012 3:46 56.6	29/9/2012 4:51 57.7	30/9/2012 6:01 58.6		
23/10/2012 15:26 69.9	24/10/2012 20:36 63.0	26/10/2012 21:46 63.3	28/9/2012 3:51 57.3	29/9/2012 4:56 57.9	30/9/2012 6:06 59.0		
23/10/2012 15:31 66.1	24/10/2012 20:41 63.0	26/10/2012 21:51 63.4	28/9/2012 3:56 57.0	29/9/2012 5:01 58.2	30/9/2012 6:11 60.4		
23/10/2012 15:36 66.5	24/10/2012 20:46 63.6	26/10/2012 21:56 63.8	28/9/2012 4:01 56.6	29/9/2012 5:06 59.0	30/9/2012 6:16 60.2		
23/10/2012 15:41 67.0	24/10/2012 20:51 63.2	26/10/2012 22:01 63.4	28/9/2012 4:06 56.3	29/9/2012 5:11 58.3	30/9/2012 6:21 60.8		
23/10/2012 15:46 66.6	24/10/2012 20:56 63.0	26/10/2012 22:06 63.2	28/9/2012 4:11 58.0	29/9/2012 5:16 58.0	30/9/2012 6:26 59.2		
23/10/2012 15:51 65.6	24/10/2012 21:01 63.5	26/10/2012 22:11 63.2	28/9/2012 4:16 57.1	29/9/2012 5:21 58.1	30/9/2012 6:31 61.0		
23/10/2012 15:56 65.3	24/10/2012 21:06 63.6	26/10/2012 22:16 63.6	28/9/2012 4:21 57.0	29/9/2012 5:26 58.3	30/9/2012 6:36 61.8		
23/10/2012 16:01 64.7	24/10/2012 21:11 63.2	26/10/2012 22:21 63.3	28/9/2012 4:26 57.3	29/9/2012 5:31 58.1	30/9/2012 6:41 57.2		
23/10/2012 16:06 65.3	24/10/2012 21:16 62.6	26/10/2012 22:26 63.2	28/9/2012 4:31 57.6	29/9/2012 5:36 60.3	30/9/2012 6:46 61.3		
23/10/2012 16:11 65.8	24/10/2012 21:21 62.4	26/10/2012 22:31 63.3	28/9/2012 4:36 56.4	29/9/2012 5:41 59.7	30/9/2012 6:51 58.1		
23/10/2012 16:16 65.7	24/10/2012 21:26 63.0	26/10/2012 22:36 63.3	28/9/2012 4:41 56.2	29/9/2012 5:46 60.1	30/9/2012 6:56 61.6		
23/10/2012 16:21 64.2	24/10/2012 21:31 62.7	26/10/2012 22:41 63.1	28/9/2012 4:46 56.5	29/9/2012 5:51 59.1	30/9/2012 7:01 61.5		
23/10/2012 16:26 64.5	24/10/2012 21:36 62.4	26/10/2012 22:46 63.0	28/9/2012 4:51 57.3	29/9/2012 5:56 59.1	30/9/2012 7:06 61.3		
23/10/2012 16:31 64.8	24/10/2012 21:41 62.8	26/10/2012 22:51 62.9	28/9/2012 4:56 57.6	29/9/2012 6:01 58.6	30/9/2012 7:11 61.0		
23/10/2012 16:36 64.8	24/10/2012 21:46 62.5	26/10/2012 22:56 63.5	28/9/2012 5:01 57.3	29/9/2012 6:06 59.4	30/9/2012 7:16 60.5		
23/10/2012 16:41 64.9	24/10/2012 21:51 62.2	27/10/2012 19:01 66.4	28/9/2012 5:06 57.8	29/9/2012 6:11 60.0	30/9/2012 7:21 61.3		
23/10/2012 16:46 65.3	24/10/2012 21:56 62.9	27/10/2012 19:06 66.4	28/9/2012 5:11 57.2	29/9/2012 6:16 60.0	30/9/2012 7:26 61.8		
23/10/2012 16:51 65.1	24/10/2012 22:01 62.6	27/10/2012 19:11 66.9	28/9/2012 5:16 58.1	29/9/2012 6:21 60.4	30/9/2012 7:31 60.3		
23/10/2012 16:56 65.9	24/10/2012 22:06 62.5	27/10/2012 19:16 68.2	28/9/2012 5:21 57.9	29/9/2012 6:26 60.7	30/9/2012 7:36 61.1		
23/10/2012 17:01 65.0	24/10/2012 22:11 63.0	27/10/2012 19:21 68.1	28/9/2012 5:26 58.5	29/9/2012 6:31 61.1	30/9/2012 7:41 60.5		
23/10/2012 17:06 65.3	24/10/2012 22:16 64.3	27/10/2012 19:26 68.0	28/9/2012 5:31 58.7	29/9/2012 6:36 61.5	30/9/2012 7:46 60.8		
23/10/2012 17:11 64.9	24/10/2012 22:21 63.8	27/10/2012 19:31 67.7	28/9/2012 5:36 59.3	29/9/2012 6:41 61.7	30/9/2012 7:51 60.4		
23/10/2012 17:16 64.7	24/10/2012 22:26 62.5	27/10/2012 19:36 67.0	28/9/2012 5:41 60.0	29/9/2012 6:46 53.2	30/9/2012 7:56 61.8		
23/10/2012 17:21 66.3	24/10/2012 22:31 64.1	27/10/2012 19:41 67.0	28/9/2012 5:46 59.8	29/9/2012 6:51 61.7	1/10/2012 0:01 60.6		
23/10/2012 17:26 65.1	24/10/2012 22:36 63.9	27/10/2012 19:46 67.4	28/9/2012 5:51 60.0	29/9/2012 6:56 54.1	1/10/2012 0:06 60.3		
23/10/2012 17:31 64.6	24/10/2012 22:41 62.6	27/10/2012 19:51 66.2	28/9/2012 5:56 60.4	29/9/2012 7:01 61.0	1/10/2012 0:11 61.4		
23/10/2012 17:36 66.6	24/10/2012 22:46 62.8	27/10/2012 19:56 67.6	28/9/2012 6:01 60.0	29/9/2012 7:06 60.7	1/10/2012 0:16 60.7		
23/10/2012 17:41 65.1	24/10/2012 22:51 62.0	27/10/2012 20:01 67.4	28/9/2012 6:06 60.1	29/9/2012 7:11 61.6	1/10/2012 0:21 60.7		
23/10/2012 17:46 64.4	24/10/2012 22:56 62.2	27/10/2012 20:06 66.6	28/9/2012 6:11 60.7	29/9/2012 7:16 61.7	1/10/2012 0:26 60.7		
23/10/2012 17:51 64.1	25/10/2012 19:01 67.0	27/10/2012 20:11 66.8	28/9/2012 6:16 60.3	29/9/2012 7:21 60.5	1/10/2012 0:31 60.8		
23/10/2012 17:56 64.1	25/10/2012 19:06 66.6	27/10/2012 20:16 66.2	28/9/2012 6:21 61.0	29/9/2012 7:26 60.3	1/10/2012 0:36 60.3		
23/10/2012 18:01 64.4	25/10/2012 19:11 67.1	27/10/2012 20:21 65.8	28/9/2012 6:26 61.3	29/9/2012 7:31 61.1	1/10/2012 0:41 59.9		
23/10/2012 18:06 64.7	25/10/2012 19:16 69.0	27/10/2012 20:26 65.9	28/9/2012 6:31 61.3	29/9			

Real-time Noise Data RTN2 (Oil Street Community Liaison Centre) and RTN2a (Electric Centre)

1/10/2012 3:26	58.1	2/10/2012 4:36	57.6	3/10/2012 5:46	60.1	4/10/2012 6:56	57.3	6/10/2012 0:06	61.6	7/10/2012 1:16	54.2
1/10/2012 3:31	56.8	2/10/2012 4:41	58.1	3/10/2012 5:51	59.7	4/10/2012 23:01	61.8	6/10/2012 0:11	62.7	7/10/2012 1:21	54.4
1/10/2012 3:36	57.5	2/10/2012 4:46	56.9	3/10/2012 5:56	59.4	4/10/2012 23:06	61.0	6/10/2012 0:16	64.6	7/10/2012 1:26	55.4
1/10/2012 3:41	58.2	2/10/2012 4:51	57.3	3/10/2012 6:01	59.3	4/10/2012 23:11	61.8	6/10/2012 0:21	63.8	7/10/2012 1:31	58.3
1/10/2012 3:46	56.8	2/10/2012 4:56	56.6	3/10/2012 6:06	58.9	4/10/2012 23:16	61.2	6/10/2012 0:26	63.4	7/10/2012 1:36	55.1
1/10/2012 3:51	56.6	2/10/2012 5:01	57.3	3/10/2012 6:11	60.4	4/10/2012 23:21	61.2	6/10/2012 0:31	62.8	7/10/2012 1:41	58.6
1/10/2012 3:56	57.7	2/10/2012 5:06	57.0	3/10/2012 6:16	59.5	4/10/2012 23:26	61.3	6/10/2012 0:36	64.3	7/10/2012 1:46	58.2
1/10/2012 4:01	57.6	2/10/2012 5:11	59.3	3/10/2012 6:21	60.7	4/10/2012 23:31	60.4	6/10/2012 0:41	63.7	7/10/2012 1:51	58.6
1/10/2012 4:06	57.8	2/10/2012 5:16	61.6	3/10/2012 6:26	61.0	4/10/2012 23:36	60.8	6/10/2012 0:46	64.3	7/10/2012 1:56	57.2
1/10/2012 4:11	57.3	2/10/2012 5:21	57.8	3/10/2012 6:31	61.4	4/10/2012 23:41	60.4	6/10/2012 0:51	62.7	7/10/2012 2:01	58.6
1/10/2012 4:16	57.0	2/10/2012 5:26	60.1	3/10/2012 6:36	61.1	4/10/2012 23:46	60.1	6/10/2012 0:56	62.0	7/10/2012 2:06	58.2
1/10/2012 4:21	57.2	2/10/2012 5:31	58.8	3/10/2012 6:41	52.8	4/10/2012 23:51	59.9	6/10/2012 1:01	60.9	7/10/2012 2:11	58.3
1/10/2012 4:26	56.9	2/10/2012 5:36	58.2	3/10/2012 6:46	54.7	4/10/2012 23:56	59.9	6/10/2012 1:06	60.6	7/10/2012 2:16	58.3
1/10/2012 4:31	57.2	2/10/2012 5:41	59.4	3/10/2012 6:51	52.7	5/10/2012 0:01	59.9	6/10/2012 1:11	60.8	7/10/2012 2:21	58.6
1/10/2012 4:36	56.4	2/10/2012 5:46	59.5	3/10/2012 6:56	54.7	5/10/2012 0:06	60.0	6/10/2012 1:16	63.7	7/10/2012 2:26	58.7
1/10/2012 4:41	56.8	2/10/2012 5:51	59.8	3/10/2012 23:01	60.9	5/10/2012 0:11	60.6	6/10/2012 1:21	64.0	7/10/2012 2:31	58.5
1/10/2012 4:46	56.4	2/10/2012 5:56	58.3	3/10/2012 23:06	61.0	5/10/2012 0:16	60.5	6/10/2012 1:26	61.6	7/10/2012 2:36	58.9
1/10/2012 4:51	57.3	2/10/2012 6:01	57.3	3/10/2012 23:11	61.2	5/10/2012 0:21	59.9	6/10/2012 1:31	59.8	7/10/2012 2:41	58.8
1/10/2012 4:56	57.0	2/10/2012 6:06	57.9	3/10/2012 23:16	61.2	5/10/2012 0:26	59.7	6/10/2012 1:36	60.0	7/10/2012 2:46	55.9
1/10/2012 5:01	58.0	2/10/2012 6:11	60.5	3/10/2012 23:21	61.2	5/10/2012 0:31	60.3	6/10/2012 1:41	60.0	7/10/2012 2:51	53.8
1/10/2012 5:06	57.2	2/10/2012 6:16	58.9	3/10/2012 23:26	60.5	5/10/2012 0:36	60.1	6/10/2012 1:46	60.2	7/10/2012 2:56	58.7
1/10/2012 5:11	56.7	2/10/2012 6:21	59.6	3/10/2012 23:31	61.3	5/10/2012 0:41	58.8	6/10/2012 1:51	60.6	7/10/2012 3:01	48.6
1/10/2012 5:16	56.7	2/10/2012 6:26	60.2	3/10/2012 23:36	60.5	5/10/2012 0:46	59.0	6/10/2012 1:56	60.1	7/10/2012 3:06	58.5
1/10/2012 5:21	56.7	2/10/2012 6:31	59.5	3/10/2012 23:41	60.2	5/10/2012 0:51	58.5	6/10/2012 2:01	59.1	7/10/2012 3:11	58.5
1/10/2012 5:26	58.7	2/10/2012 6:36	60.4	3/10/2012 23:46	61.1	5/10/2012 0:56	58.4	6/10/2012 2:06	59.2	7/10/2012 3:16	58.3
1/10/2012 5:31	57.2	2/10/2012 6:41	61.3	3/10/2012 23:51	60.6	5/10/2012 1:01	57.7	6/10/2012 2:11	58.5	7/10/2012 3:21	57.5
1/10/2012 5:36	58.6	2/10/2012 6:46	61.6	3/10/2012 23:56	59.7	5/10/2012 1:06	58.7	6/10/2012 2:16	56.7	7/10/2012 3:26	58.3
1/10/2012 5:41	59.2	2/10/2012 6:51	56.4	4/10/2012 0:01	60.5	5/10/2012 1:11	57.9	6/10/2012 2:21	57.6	7/10/2012 3:31	58.9
1/10/2012 5:46	59.4	2/10/2012 6:56	61.3	4/10/2012 0:06	61.1	5/10/2012 1:16	58.2	6/10/2012 2:26	57.5	7/10/2012 3:36	58.6
1/10/2012 5:51	60.1	2/10/2012 23:01	61.7	4/10/2012 0:11	59.8	5/10/2012 1:21	57.9	6/10/2012 2:31	56.5	7/10/2012 3:41	58.2
1/10/2012 5:56	58.6	2/10/2012 23:06	61.1	4/10/2012 0:16	59.6	5/10/2012 1:26	57.9	6/10/2012 2:36	56.4	7/10/2012 3:46	57.7
1/10/2012 6:01	58.4	2/10/2012 23:11	61.2	4/10/2012 0:21	60.4	5/10/2012 1:31	58.2	6/10/2012 2:41	59.9	7/10/2012 3:51	57.7
1/10/2012 6:06	59.0	2/10/2012 23:16	61.0	4/10/2012 0:26	60.2	5/10/2012 1:36	58.1	6/10/2012 2:46	54.3	7/10/2012 3:56	57.5
1/10/2012 6:11	59.2	2/10/2012 23:21	53.2	4/10/2012 0:31	60.0	5/10/2012 1:41	57.8	6/10/2012 2:51	54.7	7/10/2012 4:01	57.9
1/10/2012 6:16	58.9	2/10/2012 23:26	60.4	4/10/2012 0:36	59.0	5/10/2012 1:46	57.4	6/10/2012 2:56	55.7	7/10/2012 4:06	58.6
1/10/2012 6:21	59.8	2/10/2012 23:31	54.9	4/10/2012 0:41	59.8	5/10/2012 1:51	57.5	6/10/2012 3:01	52.6	7/10/2012 4:11	56.8
1/10/2012 6:26	59.3	2/10/2012 23:36	60.2	4/10/2012 0:46	59.5	5/10/2012 1:56	57.3	6/10/2012 3:06	53.5	7/10/2012 4:16	58.1
1/10/2012 6:31	59.2	2/10/2012 23:41	60.4	4/10/2012 0:51	59.2	5/10/2012 2:01	57.9	6/10/2012 3:11	56.8	7/10/2012 4:21	57.7
1/10/2012 6:36	60.4	2/10/2012 23:46	60.0	4/10/2012 0:56	58.6	5/10/2012 2:06	57.4	6/10/2012 3:16	55.6	7/10/2012 4:26	57.8
1/10/2012 6:41	61.2	2/10/2012 23:51	61.9	4/10/2012 1:01	58.5	5/10/2012 2:11	57.8	6/10/2012 3:21	55.0	7/10/2012 4:31	58.8
1/10/2012 6:46	61.5	2/10/2012 23:56	60.5	4/10/2012 1:06	59.2	5/10/2012 2:16	56.8	6/10/2012 3:26	53.6	7/10/2012 4:36	58.4
1/10/2012 6:51	61.9	3/10/2012 0:01	60.2	4/10/2012 1:11	58.9	5/10/2012 2:21	56.9	6/10/2012 3:31	56.0	7/10/2012 4:41	58.6
1/10/2012 6:56	61.3	3/10/2012 0:06	60.2	4/10/2012 1:16	58.3	5/10/2012 2:26	56.8	6/10/2012 3:36	56.6	7/10/2012 4:46	58.0
1/10/2012 23:01	61.6	3/10/2012 0:11	59.6	4/10/2012 1:21	58.0	5/10/2012 2:31	57.1	6/10/2012 3:41	56.8	7/10/2012 4:51	53.3
1/10/2012 23:06	54.9	3/10/2012 0:16	59.6	4/10/2012 1:26	57.6	5/10/2012 2:36	56.4	6/10/2012 3:46	57.3	7/10/2012 4:56	52.5
1/10/2012 23:11	54.8	3/10/2012 0:21	59.5	4/10/2012 1:31	58.2	5/10/2012 2:41	56.7	6/10/2012 3:51	57.1	7/10/2012 5:01	54.7
1/10/2012 23:16	61.1	3/10/2012 0:26	58.9	4/10/2012 1:36	58.2	5/10/2012 2:46	56.7	6/10/2012 3:56	56.4	7/10/2012 5:06	58.9
1/10/2012 23:21	61.3	3/10/2012 0:31	59.5	4/10/2012 1:41	58.2	5/10/2012 2:51	56.4	6/10/2012 4:01	57.3	7/10/2012 5:11	57.8
1/10/2012 23:26	61.3	3/10/2012 0:36	59.3	4/10/2012 1:46	58.1	5/10/2012 2:56	56.9	6/10/2012 4:06	57.5	7/10/2012 5:16	58.3
1/10/2012 23:31	61.4	3/10/2012 0:41	59.1	4/10/2012 1:51	59.4	5/10/2012 3:01	55.7	6/10/2012 4:11	57.3	7/10/2012 5:21	58.6
1/10/2012 23:36	61.1	3/10/2012 0:46	59.2	4/10/2012 1:56	57.7	5/10/2012 3:06	57.6	6/10/2012 4:16	57.6	7/10/2012 5:26	62.8
1/10/2012 23:41	60.5	3/10/2012 0:51	59.0	4/10/2012 2:01	58.3	5/10/2012 3:11	55.9	6/10/2012 4:21	57.0	7/10/2012 5:31	62.8
1/10/2012 23:46	61.2	3/10/2012 0:56	59.4	4/10/2012 2:06	57.7	5/10/2012 3:16	56.3	6/10/2012 4:26	56.7	7/10/2012 5:36	58.8
1/10/2012 23:51	60.4	3/10/2012 1:01	58.2	4/10/2012 2:11	57.7	5/10/2012 3:21	55.3	6/10/2012 4:31	58.3	7/10/2012 5:41	57.9
1/10/2012 23:56	60.7	3/10/2012 1:06	58.2	4/10/2012 2:16	56.4	5/10/2012 3:26	54.8	6/10/2012 4:36	57.3	7/10/2012 5:46	54.5
2/10/2012 0:01	60.3	3/10/2012 1:11	58.2	4/10/2012 2:21	57.1	5/10/2012 3:31	56.0	6/10/2012 4:41	61.0	7/10/2012 5:51	57.4
2/10/2012 0:06	61.8	3/10/2012 1:16	58.8	4/10/2012 2:26	55.5	5/10/2012 3:36	55.6	6/10/2012 4:46	58.1	7/10/2012 5:56	58.4
2/10/2012 0:11	61.1	3/10/2012 1:21	57.6	4/10/2012 2:31	57.2	5/10/2012 3:41	56.8	6/10/2012 4:51	55.7	7/10/2012 6:01	55.3
2/10/2012 0:16	60.9	3/10/2012 1:26	56.9	4/10/2012 2:36	56.3	5/10/2012 3:46	54.7	6/10/2012 4:56	57.9	7/10/2012 6:06	56.7
2/10/2012 0:21	60.8	3/10/2012 1:31	57.8	4/10/2012 2:41	57.7	5/10/2012 3:51	55.1	6/10/2012 5:01	58.5	7/10/2012 6:11	54.5
2/10/2012 0:26	60.6	3/10/2012 1:36	57.7	4/10/2012 2:46	56.9	5/10/2012 3:56	56.4	6/10/2012 5:06	58.1	7/10/2012 6:16	57.3
2/10/2012 0:31	60.8	3/10/2012 1:41	57.0	4/10/2012 2:51	56.5	5/10/2012 4:01	55.4	6/10/2012 5:11	58.6	7/10/2012 6:21	56.1
2/10/2012 0:36	60.0	3/10/2012 1:46	56.5	4/10/2012 2:56	56.2	5/10/2012 4:06	55.8	6/10/2012 5:16	59.7	7/10/2012 6:26	58.4
2/10/2012 0:41	59.6	3/10/2012 1:51	56.7	4/10/2012 3:01	56.3	5/10/2012 4:11	55.5	6/10/2012 5:21	58.9	7/10/2012 6:31	57.6
2/10/2012 0:46	60.4	3/10/2012 1:56	56.6	4/10/2012 3:06	55.7	5/10/2012 4:16	56.5	6/10/2012 5:26	60.7	7/10/2012 6:36	58.5
2/10/2012 0:51	59.2	3/10/2012 2:01	57.8	4/10/2012 3:11	56.4	5/10/2012 4:21	56.5	6/10/2012 5:31	59.4	7/10/2012 6:41	61.0
2/10/2012 0:56	59.4	3/10/2012 2:06	56.3	4/10/2012 3:16	56.1	5/10/2012 4:26	55.5	6/10/2012 5:36	58.3	7/10/2012 6:46	61.5
2/10/2012 1:01	59.5	3/10/2012 2:11	56.1	4/10/2012 3:21	56.1	5/10/2012 4:31	54.6	6/10/2012 5:41	60.6	7/10/2012 6:51	61.3
2/10/2012 1:06	59.2	3/10/2012 2:16	56.8	4/10/2012 3:26	57.2	5/10/2012 4:36	55.9	6/10/2012 5:46	59.4	7/10/2012 6:56	59.3
2/10/2012 1:11	59.5	3/10/2012 2:21	56.1	4/10/2012 3:31	55.9	5/10/2012 4:41	55.9	6/10/2012 5:51	60.4	7/10/2012 23:01	60.2
2/10/2012 1:16	60.9	3/10/2012 2:26	55.3	4/10/2012 3:36	57.7	5/10/2012 4:46	54.9	6/10/2012 5:			

Real-time Noise Data RTN2 (Oil Street Community Liaison Centre) and RTN2a(Electric Centre)

8/10/2012 2:26	55.4	9/10/2012 3:36	57.5	10/10/2012 4:46	58.2	11/10/2012 5:56	59.8	12/10/2012 23:06	63.6	14/10/2012 0:16	62.8
8/10/2012 2:31	56.9	9/10/2012 3:41	58.9	10/10/2012 4:51	58.8	11/10/2012 6:01	60.0	12/10/2012 23:11	63.5	14/10/2012 0:21	62.4
8/10/2012 2:36	57.7	9/10/2012 3:46	56.9	10/10/2012 4:56	58.1	11/10/2012 6:06	60.5	12/10/2012 23:16	64.0	14/10/2012 0:26	62.3
8/10/2012 2:41	56.2	9/10/2012 3:51	56.7	10/10/2012 5:01	57.9	11/10/2012 6:11	60.5	12/10/2012 23:21	63.6	14/10/2012 0:31	63.3
8/10/2012 2:46	56.6	9/10/2012 3:56	59.0	10/10/2012 5:06	59.0	11/10/2012 6:16	60.9	12/10/2012 23:26	64.0	14/10/2012 0:36	62.3
8/10/2012 2:51	57.0	9/10/2012 4:01	58.0	10/10/2012 5:11	57.9	11/10/2012 6:21	61.5	12/10/2012 23:31	64.2	14/10/2012 0:41	62.0
8/10/2012 2:56	56.2	9/10/2012 4:06	57.8	10/10/2012 5:16	58.4	11/10/2012 6:26	62.0	12/10/2012 23:36	63.8	14/10/2012 0:46	62.4
8/10/2012 3:01	57.4	9/10/2012 4:11	57.5	10/10/2012 5:21	58.4	11/10/2012 6:31	63.2	12/10/2012 23:41	63.2	14/10/2012 0:51	61.8
8/10/2012 3:06	56.5	9/10/2012 4:16	57.1	10/10/2012 5:26	59.0	11/10/2012 6:36	62.4	12/10/2012 23:46	63.4	14/10/2012 0:56	62.0
8/10/2012 3:11	56.7	9/10/2012 4:21	56.1	10/10/2012 5:31	58.9	11/10/2012 6:41	63.3	12/10/2012 23:51	63.3	14/10/2012 1:01	61.7
8/10/2012 3:16	58.2	9/10/2012 4:26	57.5	10/10/2012 5:36	59.1	11/10/2012 6:46	63.3	12/10/2012 23:56	63.2	14/10/2012 1:06	61.7
8/10/2012 3:21	56.1	9/10/2012 4:31	57.4	10/10/2012 5:41	59.7	11/10/2012 6:51	63.4	13/10/2012 0:01	63.7	14/10/2012 1:11	61.6
8/10/2012 3:26	56.0	9/10/2012 4:36	57.3	10/10/2012 5:46	59.1	11/10/2012 6:56	64.1	13/10/2012 0:06	63.4	14/10/2012 1:16	61.3
8/10/2012 3:31	55.7	9/10/2012 4:41	57.7	10/10/2012 5:51	59.1	11/10/2012 23:01	63.4	13/10/2012 0:11	63.6	14/10/2012 1:21	61.6
8/10/2012 3:36	56.2	9/10/2012 4:46	57.2	10/10/2012 5:56	59.3	11/10/2012 23:06	63.5	13/10/2012 0:16	63.2	14/10/2012 1:26	61.5
8/10/2012 3:41	56.8	9/10/2012 4:51	57.8	10/10/2012 6:01	59.9	11/10/2012 23:11	63.5	13/10/2012 0:21	63.4	14/10/2012 1:31	61.7
8/10/2012 3:46	56.5	9/10/2012 4:56	56.7	10/10/2012 6:06	60.5	11/10/2012 23:16	63.5	13/10/2012 0:26	63.7	14/10/2012 1:36	61.8
8/10/2012 3:51	56.2	9/10/2012 5:01	58.0	10/10/2012 6:11	61.6	11/10/2012 23:21	63.5	13/10/2012 0:31	63.1	14/10/2012 1:41	61.2
8/10/2012 3:56	56.0	9/10/2012 5:06	57.7	10/10/2012 6:16	61.4	11/10/2012 23:26	63.9	13/10/2012 0:36	62.6	14/10/2012 1:46	62.9
8/10/2012 4:01	55.6	9/10/2012 5:11	58.1	10/10/2012 6:21	61.5	11/10/2012 23:31	62.5	13/10/2012 0:41	62.8	14/10/2012 1:51	60.7
8/10/2012 4:06	56.7	9/10/2012 5:16	57.8	10/10/2012 6:26	61.4	11/10/2012 23:36	63.7	13/10/2012 0:46	62.5	14/10/2012 1:56	61.1
8/10/2012 4:11	55.7	9/10/2012 5:21	58.7	10/10/2012 6:31	61.8	11/10/2012 23:41	63.3	13/10/2012 0:51	62.8	14/10/2012 2:01	61.4
8/10/2012 4:16	56.1	9/10/2012 5:26	57.7	10/10/2012 6:36	62.2	11/10/2012 23:46	63.3	13/10/2012 0:56	63.0	14/10/2012 2:06	62.1
8/10/2012 4:21	56.1	9/10/2012 5:31	59.3	10/10/2012 6:41	63.3	11/10/2012 23:51	63.6	13/10/2012 1:01	62.7	14/10/2012 2:11	60.4
8/10/2012 4:26	55.7	9/10/2012 5:36	58.3	10/10/2012 6:46	62.9	11/10/2012 23:56	63.1	13/10/2012 1:06	62.1	14/10/2012 2:16	60.6
8/10/2012 4:31	55.4	9/10/2012 5:41	59.0	10/10/2012 6:51	63.4	12/10/2012 0:01	63.2	13/10/2012 1:11	62.2	14/10/2012 2:21	60.7
8/10/2012 4:36	56.1	9/10/2012 5:46	59.6	10/10/2012 6:56	63.7	12/10/2012 0:06	63.4	13/10/2012 1:16	61.7	14/10/2012 2:26	61.9
8/10/2012 4:41	56.1	9/10/2012 5:51	59.7	10/10/2012 7:01	63.8	12/10/2012 0:11	62.8	13/10/2012 1:21	61.9	14/10/2012 2:31	60.2
8/10/2012 4:46	55.1	9/10/2012 5:56	59.1	10/10/2012 7:06	63.1	12/10/2012 0:16	62.7	13/10/2012 1:26	62.1	14/10/2012 2:36	60.6
8/10/2012 4:51	58.2	9/10/2012 6:01	59.8	10/10/2012 7:11	63.8	12/10/2012 0:21	62.4	13/10/2012 1:31	62.7	14/10/2012 2:41	60.9
8/10/2012 4:56	56.8	9/10/2012 6:06	59.9	10/10/2012 7:16	63.4	12/10/2012 0:26	62.4	13/10/2012 1:36	62.3	14/10/2012 2:46	60.1
8/10/2012 5:01	56.6	9/10/2012 6:11	59.9	10/10/2012 7:21	63.2	12/10/2012 0:31	62.5	13/10/2012 1:41	61.2	14/10/2012 2:51	60.0
8/10/2012 5:06	56.9	9/10/2012 6:16	60.7	10/10/2012 7:26	63.1	12/10/2012 0:36	62.5	13/10/2012 1:46	61.9	14/10/2012 2:56	59.3
8/10/2012 5:11	57.3	9/10/2012 6:21	60.6	10/10/2012 7:31	63.2	12/10/2012 0:41	62.0	13/10/2012 1:51	62.4	14/10/2012 3:01	60.5
8/10/2012 5:16	56.1	9/10/2012 6:26	61.1	10/10/2012 7:36	63.1	12/10/2012 0:46	61.6	13/10/2012 1:56	61.7	14/10/2012 3:06	59.7
8/10/2012 5:21	57.4	9/10/2012 6:31	62.0	10/10/2012 7:41	62.7	12/10/2012 0:51	61.7	13/10/2012 2:01	61.4	14/10/2012 3:11	60.5
8/10/2012 5:26	58.0	9/10/2012 6:36	62.3	10/10/2012 7:46	63.3	12/10/2012 0:56	61.7	13/10/2012 2:06	61.2	14/10/2012 3:16	59.8
8/10/2012 5:31	53.1	9/10/2012 6:41	62.5	10/10/2012 7:51	62.6	12/10/2012 1:01	61.5	13/10/2012 2:11	61.2	14/10/2012 3:21	59.3
8/10/2012 5:36	55.3	9/10/2012 6:46	62.7	10/10/2012 7:56	62.9	12/10/2012 1:06	61.0	13/10/2012 2:16	62.1	14/10/2012 3:26	59.4
8/10/2012 5:41	58.0	9/10/2012 6:51	62.8	11/10/2012 0:01	62.7	12/10/2012 1:11	60.9	13/10/2012 2:21	61.3	14/10/2012 3:31	59.6
8/10/2012 5:46	51.7	9/10/2012 6:56	63.5	11/10/2012 0:06	62.8	12/10/2012 1:16	60.8	13/10/2012 2:26	60.9	14/10/2012 3:36	60.0
8/10/2012 5:51	58.2	9/10/2012 23:01	63.6	11/10/2012 0:11	62.7	12/10/2012 1:21	60.5	13/10/2012 2:31	60.8	14/10/2012 3:41	60.3
8/10/2012 5:56	58.3	9/10/2012 23:06	63.9	11/10/2012 0:16	62.6	12/10/2012 1:26	61.2	13/10/2012 2:36	61.1	14/10/2012 3:46	59.5
8/10/2012 6:01	53.1	9/10/2012 23:11	63.2	11/10/2012 0:21	62.1	12/10/2012 1:31	60.1	13/10/2012 2:41	60.7	14/10/2012 3:51	59.9
8/10/2012 6:06	58.7	9/10/2012 23:16	62.6	11/10/2012 0:26	62.3	12/10/2012 1:36	60.2	13/10/2012 2:46	60.5	14/10/2012 3:56	59.2
8/10/2012 6:11	54.1	9/10/2012 23:21	62.9	11/10/2012 0:31	61.9	12/10/2012 1:41	60.3	13/10/2012 2:51	60.6	14/10/2012 4:01	60.2
8/10/2012 6:16	54.8	9/10/2012 23:26	63.5	11/10/2012 0:36	61.8	12/10/2012 1:46	61.3	13/10/2012 2:56	61.1	14/10/2012 4:06	59.6
8/10/2012 6:21	53.1	9/10/2012 23:31	62.8	11/10/2012 0:41	61.7	12/10/2012 1:51	60.1	13/10/2012 3:01	61.4	14/10/2012 4:11	59.1
8/10/2012 6:26	54.8	9/10/2012 23:36	63.0	11/10/2012 0:46	61.7	12/10/2012 1:56	60.1	13/10/2012 3:06	60.2	14/10/2012 4:16	59.6
8/10/2012 6:31	54.9	9/10/2012 23:41	62.6	11/10/2012 0:51	61.2	12/10/2012 2:01	59.8	13/10/2012 3:11	60.1	14/10/2012 4:21	59.9
8/10/2012 6:36	57.8	9/10/2012 23:46	63.4	11/10/2012 0:56	61.2	12/10/2012 2:06	60.2	13/10/2012 3:16	60.2	14/10/2012 4:26	59.8
8/10/2012 6:41	58.4	9/10/2012 23:51	61.8	11/10/2012 1:01	60.5	12/10/2012 2:11	59.6	13/10/2012 3:21	59.8	14/10/2012 4:31	59.4
8/10/2012 6:46	60.5	9/10/2012 23:56	63.0	11/10/2012 1:06	60.4	12/10/2012 2:16	59.5	13/10/2012 3:26	59.5	14/10/2012 4:36	59.3
8/10/2012 6:51	60.1	10/10/2012 0:01	62.5	11/10/2012 1:11	60.2	12/10/2012 2:21	59.7	13/10/2012 3:31	60.4	14/10/2012 4:41	59.2
8/10/2012 6:56	60.3	10/10/2012 0:06	63.0	11/10/2012 1:16	60.3	12/10/2012 2:26	59.4	13/10/2012 3:36	60.5	14/10/2012 4:46	58.6
8/10/2012 23:01	63.4	10/10/2012 0:11	62.0	11/10/2012 1:21	60.6	12/10/2012 2:31	60.6	13/10/2012 3:41	60.1	14/10/2012 4:51	59.9
8/10/2012 23:06	63.1	10/10/2012 0:16	62.1	11/10/2012 1:26	60.2	12/10/2012 2:36	58.7	13/10/2012 3:46	59.9	14/10/2012 4:56	59.6
8/10/2012 23:11	63.0	10/10/2012 0:21	62.1	11/10/2012 1:31	60.4	12/10/2012 2:41	59.3	13/10/2012 3:51	60.1	14/10/2012 5:01	59.1
8/10/2012 23:16	63.2	10/10/2012 0:26	62.1	11/10/2012 1:36	60.3	12/10/2012 2:46	58.8	13/10/2012 3:56	61.3	14/10/2012 5:06	60.9
8/10/2012 23:21	63.1	10/10/2012 0:31	61.5	11/10/2012 1:41	60.3	12/10/2012 2:51	58.6	13/10/2012 4:01	59.8	14/10/2012 5:11	59.7
8/10/2012 23:26	63.1	10/10/2012 0:36	62.0	11/10/2012 1:46	59.7	12/10/2012 2:56	58.5	13/10/2012 4:06	59.6	14/10/2012 5:16	60.3
8/10/2012 23:31	62.8	10/10/2012 0:41	60.8	11/10/2012 1:51	59.8	12/10/2012 3:01	58.0	13/10/2012 4:11	59.3	14/10/2012 5:21	59.5
8/10/2012 23:36	64.1	10/10/2012 0:46	62.1	11/10/2012 1:56	60.1	12/10/2012 3:06	59.1	13/10/2012 4:16	59.6	14/10/2012 5:26	59.1
8/10/2012 23:41	63.1	10/10/2012 0:51	60.5	11/10/2012 2:01	59.6	12/10/2012 3:11	58.8	13/10/2012 4:21	60.3	14/10/2012 5:31	58.4
8/10/2012 23:46	62.3	10/10/2012 0:56	60.8	11/10/2012 2:06	59.7	12/10/2012 3:16	58.0	13/10/2012 4:26	59.8	14/10/2012 5:36	58.6
8/10/2012 23:51	62.6	10/10/2012 1:01	60.3	11/10/2012 2:11	58.9	12/10/2012 3:21	58.1	13/10/2012 4:31	58.9	14/10/2012 5:41	59.9
8/10/2012 23:56	62.3	10/10/2012 1:06	60.3	11/10/2012 2:16	59.4	12/10/2012 3:26	58.1	13/10/2012 4:36	59.4	14/10/2012 5:46	60.2
9/10/2012 0:01	62.3	10/10/2012 1:11	60.1	11/10/2012 2:21	59.4	12/10/2012 3:31	58.6	13/10/2012 4:41	58.7	14/10/2012 5:51	59.5
9/10/2012 0:06	62.7	10/10/2012 1:16	61.0	11/10/2012 2:26	59.4	12/10/2012 3:36	59.0	13/10/2012 4:46	59.7	14/10/2012 5:56	59.9
9/10/20											

Real-time Noise Data RTN2 (Oil Street Community Liaison Centre) and RTN2a (Electric Centre)

15/10/2012 1:26	59.3	16/10/2012 2:36	58.8	17/10/2012 3:46	58.0	18/10/2012 4:56	58.3	19/10/2012 6:06	58.7	20/10/2012 23:16	59.5
15/10/2012 1:31	59.5	16/10/2012 2:41	58.9	17/10/2012 3:51	58.5	18/10/2012 5:01	58.6	19/10/2012 6:11	58.2	20/10/2012 23:21	58.6
15/10/2012 1:36	58.7	16/10/2012 2:46	58.5	17/10/2012 3:56	57.9	18/10/2012 5:06	59.6	19/10/2012 6:16	58.8	20/10/2012 23:26	59.0
15/10/2012 1:41	59.4	16/10/2012 2:51	59.6	17/10/2012 4:01	56.6	18/10/2012 5:11	58.6	19/10/2012 6:21	58.5	20/10/2012 23:31	60.3
15/10/2012 1:46	58.8	16/10/2012 2:56	59.0	17/10/2012 4:06	57.9	18/10/2012 5:16	59.5	19/10/2012 6:26	58.8	20/10/2012 23:36	59.3
15/10/2012 1:51	59.5	16/10/2012 3:01	57.7	17/10/2012 4:11	59.5	18/10/2012 5:21	59.6	19/10/2012 6:31	58.3	20/10/2012 23:41	59.3
15/10/2012 1:56	59.1	16/10/2012 3:06	57.6	17/10/2012 4:16	58.7	18/10/2012 5:26	59.1	19/10/2012 6:36	56.8	20/10/2012 23:46	59.3
15/10/2012 2:01	58.3	16/10/2012 3:11	57.7	17/10/2012 4:21	57.5	18/10/2012 5:31	59.0	19/10/2012 6:41	57.1	20/10/2012 23:51	59.4
15/10/2012 2:06	58.1	16/10/2012 3:16	57.8	17/10/2012 4:26	58.1	18/10/2012 5:36	59.0	19/10/2012 6:46	57.9	20/10/2012 23:56	60.2
15/10/2012 2:11	59.2	16/10/2012 3:21	58.7	17/10/2012 4:31	56.4	18/10/2012 5:41	59.0	19/10/2012 6:51	58.9	21/10/2012 0:01	58.2
15/10/2012 2:16	59.2	16/10/2012 3:26	58.1	17/10/2012 4:36	57.5	18/10/2012 5:46	59.3	19/10/2012 6:56	59.4	21/10/2012 0:06	58.4
15/10/2012 2:21	57.9	16/10/2012 3:31	57.3	17/10/2012 4:41	58.0	18/10/2012 5:51	59.7	19/10/2012 23:01	60.8	21/10/2012 0:11	59.3
15/10/2012 2:26	57.8	16/10/2012 3:36	57.1	17/10/2012 4:46	58.4	18/10/2012 5:56	59.3	19/10/2012 23:06	60.2	21/10/2012 0:16	58.6
15/10/2012 2:31	57.3	16/10/2012 3:41	57.5	17/10/2012 4:51	57.7	18/10/2012 6:01	59.4	19/10/2012 23:11	61.5	21/10/2012 0:21	57.1
15/10/2012 2:36	57.8	16/10/2012 3:46	57.7	17/10/2012 4:56	57.7	18/10/2012 6:06	60.7	19/10/2012 23:16	60.1	21/10/2012 0:26	57.9
15/10/2012 2:41	57.7	16/10/2012 3:51	57.2	17/10/2012 5:01	58.4	18/10/2012 6:11	60.5	19/10/2012 23:21	61.3	21/10/2012 0:31	56.3
15/10/2012 2:46	58.2	16/10/2012 3:56	58.2	17/10/2012 5:06	59.0	18/10/2012 6:16	61.3	19/10/2012 23:26	61.4	21/10/2012 0:36	57.1
15/10/2012 2:51	57.5	16/10/2012 4:01	57.6	17/10/2012 5:11	59.5	18/10/2012 6:21	61.6	19/10/2012 23:31	60.5	21/10/2012 0:41	56.7
15/10/2012 2:56	57.3	16/10/2012 4:06	59.7	17/10/2012 5:16	59.5	18/10/2012 6:26	61.2	19/10/2012 23:36	60.8	21/10/2012 0:46	60.0
15/10/2012 3:01	57.6	16/10/2012 4:11	57.3	17/10/2012 5:21	59.5	18/10/2012 6:31	62.1	19/10/2012 23:41	59.2	21/10/2012 0:51	56.6
15/10/2012 3:06	57.7	16/10/2012 4:16	57.8	17/10/2012 5:26	59.1	18/10/2012 6:36	62.1	19/10/2012 23:46	59.1	21/10/2012 0:56	56.0
15/10/2012 3:11	57.1	16/10/2012 4:21	57.6	17/10/2012 5:31	58.7	18/10/2012 6:41	62.6	19/10/2012 23:51	60.2	21/10/2012 1:01	54.7
15/10/2012 3:16	56.9	16/10/2012 4:26	56.8	17/10/2012 5:36	59.1	18/10/2012 6:46	63.1	19/10/2012 23:56	59.1	21/10/2012 1:06	54.7
15/10/2012 3:21	56.7	16/10/2012 4:31	58.1	17/10/2012 5:41	59.8	18/10/2012 6:51	63.5	20/10/2012 0:01	58.0	21/10/2012 1:11	53.6
15/10/2012 3:26	57.0	16/10/2012 4:36	57.9	17/10/2012 5:46	60.3	18/10/2012 6:56	63.7	20/10/2012 0:06	58.0	21/10/2012 1:16	51.7
15/10/2012 3:31	57.2	16/10/2012 4:41	58.4	17/10/2012 5:51	59.5	18/10/2012 23:01	60.8	20/10/2012 0:11	58.8	21/10/2012 1:21	58.3
15/10/2012 3:36	56.3	16/10/2012 4:46	58.3	17/10/2012 5:56	59.6	18/10/2012 23:06	60.9	20/10/2012 0:16	60.3	21/10/2012 1:26	52.4
15/10/2012 3:41	56.9	16/10/2012 4:51	57.7	17/10/2012 6:01	60.3	18/10/2012 23:11	60.6	20/10/2012 0:21	59.5	21/10/2012 1:31	54.6
15/10/2012 3:46	57.3	16/10/2012 4:56	58.1	17/10/2012 6:06	61.1	18/10/2012 23:16	60.5	20/10/2012 0:26	58.6	21/10/2012 1:36	53.4
15/10/2012 3:51	58.3	16/10/2012 5:01	57.6	17/10/2012 6:11	60.4	18/10/2012 23:21	59.6	20/10/2012 0:31	58.7	21/10/2012 1:41	54.8
15/10/2012 3:56	55.9	16/10/2012 5:06	59.0	17/10/2012 6:16	61.2	18/10/2012 23:26	60.3	20/10/2012 0:36	58.8	21/10/2012 1:46	51.6
15/10/2012 4:01	56.2	16/10/2012 5:11	59.3	17/10/2012 6:21	61.6	18/10/2012 23:31	60.1	20/10/2012 0:41	58.6	21/10/2012 1:51	54.5
15/10/2012 4:06	57.9	16/10/2012 5:16	59.1	17/10/2012 6:26	61.4	18/10/2012 23:36	60.0	20/10/2012 0:46	58.2	21/10/2012 1:56	58.4
15/10/2012 4:11	55.8	16/10/2012 5:21	58.1	17/10/2012 6:31	62.1	18/10/2012 23:41	59.9	20/10/2012 0:51	59.6	21/10/2012 2:01	56.1
15/10/2012 4:16	57.1	16/10/2012 5:26	58.7	17/10/2012 6:36	62.1	18/10/2012 23:46	60.2	20/10/2012 0:56	57.4	21/10/2012 2:06	58.1
15/10/2012 4:21	57.2	16/10/2012 5:31	59.7	17/10/2012 6:41	62.8	18/10/2012 23:51	60.2	20/10/2012 1:01	58.2	21/10/2012 2:11	58.0
15/10/2012 4:26	55.8	16/10/2012 5:36	59.0	17/10/2012 6:46	63.5	18/10/2012 23:56	59.7	20/10/2012 1:06	59.9	21/10/2012 2:16	54.6
15/10/2012 4:31	55.9	16/10/2012 5:41	59.7	17/10/2012 6:51	63.1	19/10/2012 0:01	58.0	20/10/2012 1:11	56.5	21/10/2012 2:21	58.6
15/10/2012 4:36	57.1	16/10/2012 5:46	60.3	17/10/2012 6:56	63.9	19/10/2012 0:06	59.2	20/10/2012 1:16	56.2	21/10/2012 2:26	58.6
15/10/2012 4:41	57.0	16/10/2012 5:51	60.1	17/10/2012 23:01	63.0	19/10/2012 0:11	58.4	20/10/2012 1:21	55.0	21/10/2012 2:31	58.1
15/10/2012 4:46	56.0	16/10/2012 5:56	59.0	17/10/2012 23:06	63.2	19/10/2012 0:16	58.0	20/10/2012 1:26	54.7	21/10/2012 2:36	58.7
15/10/2012 4:51	57.7	16/10/2012 6:01	59.5	17/10/2012 23:11	63.2	19/10/2012 0:21	59.2	20/10/2012 1:31	55.1	21/10/2012 2:41	53.6
15/10/2012 4:56	57.3	16/10/2012 6:06	60.1	17/10/2012 23:16	63.2	19/10/2012 0:26	57.7	20/10/2012 1:36	55.3	21/10/2012 2:46	58.3
15/10/2012 5:01	58.2	16/10/2012 6:11	60.9	17/10/2012 23:21	63.3	19/10/2012 0:31	58.7	20/10/2012 1:41	55.4	21/10/2012 2:51	60.4
15/10/2012 5:06	59.3	16/10/2012 6:16	61.1	17/10/2012 23:26	63.1	19/10/2012 0:36	57.8	20/10/2012 1:46	57.0	21/10/2012 2:56	58.1
15/10/2012 5:11	57.3	16/10/2012 6:21	61.8	17/10/2012 23:31	63.2	19/10/2012 0:41	58.9	20/10/2012 1:51	58.3	21/10/2012 3:01	58.1
15/10/2012 5:16	58.2	16/10/2012 6:26	61.5	17/10/2012 23:36	62.9	19/10/2012 0:46	59.8	20/10/2012 1:56	58.7	21/10/2012 3:06	58.5
15/10/2012 5:21	58.7	16/10/2012 6:31	62.2	17/10/2012 23:41	62.9	19/10/2012 0:51	58.0	20/10/2012 2:01	40.3	21/10/2012 3:11	58.1
15/10/2012 5:26	58.7	16/10/2012 6:36	62.6	17/10/2012 23:46	63.2	19/10/2012 0:56	56.1	20/10/2012 2:06	58.7	21/10/2012 3:16	58.4
15/10/2012 5:31	59.3	16/10/2012 6:41	62.7	17/10/2012 23:51	63.1	19/10/2012 1:01	54.2	20/10/2012 2:11	54.4	21/10/2012 3:21	58.3
15/10/2012 5:36	59.0	16/10/2012 6:46	63.0	17/10/2012 23:56	62.1	19/10/2012 1:06	57.6	20/10/2012 2:16	53.8	21/10/2012 3:26	58.0
15/10/2012 5:41	59.0	16/10/2012 6:51	63.6	18/10/2012 0:01	62.8	19/10/2012 1:11	56.4	20/10/2012 2:21	58.3	21/10/2012 3:31	58.4
15/10/2012 5:46	59.7	16/10/2012 6:56	63.5	18/10/2012 0:06	62.4	19/10/2012 1:16	54.9	20/10/2012 2:26	58.4	21/10/2012 3:36	57.7
15/10/2012 5:51	60.7	16/10/2012 23:01	63.4	18/10/2012 0:11	62.3	19/10/2012 1:21	50.4	20/10/2012 2:31	58.7	21/10/2012 3:41	58.0
15/10/2012 5:56	59.2	16/10/2012 23:06	63.4	18/10/2012 0:16	62.5	19/10/2012 1:26	51.1	20/10/2012 2:36	58.2	21/10/2012 3:46	58.0
15/10/2012 6:01	59.0	16/10/2012 23:11	62.7	18/10/2012 0:21	62.0	19/10/2012 1:31	53.6	20/10/2012 2:41	58.8	21/10/2012 3:51	58.8
15/10/2012 6:06	60.0	16/10/2012 23:16	63.8	18/10/2012 0:26	61.7	19/10/2012 1:36	48.4	20/10/2012 2:46	58.3	21/10/2012 3:56	58.5
15/10/2012 6:11	61.9	16/10/2012 23:21	62.8	18/10/2012 0:31	62.1	19/10/2012 1:41	45.2	20/10/2012 2:51	58.9	21/10/2012 4:01	58.0
15/10/2012 6:16	61.2	16/10/2012 23:26	63.2	18/10/2012 0:36	61.4	19/10/2012 1:46	58.4	20/10/2012 2:56	58.8	21/10/2012 4:06	57.9
15/10/2012 6:21	61.6	16/10/2012 23:31	63.1	18/10/2012 0:41	61.8	19/10/2012 1:51	58.8	20/10/2012 3:01	58.4	21/10/2012 4:11	57.9
15/10/2012 6:26	63.0	16/10/2012 23:36	63.6	18/10/2012 0:46	62.1	19/10/2012 1:56	58.6	20/10/2012 3:06	58.0	21/10/2012 4:16	57.0
15/10/2012 6:31	62.2	16/10/2012 23:41	62.5	18/10/2012 0:51	61.5	19/10/2012 2:01	58.9	20/10/2012 3:11	58.8	21/10/2012 4:21	57.6
15/10/2012 6:36	62.2	16/10/2012 23:46	63.0	18/10/2012 0:56	61.1	19/10/2012 2:06	58.5	20/10/2012 3:16	54.8	21/10/2012 4:26	58.5
15/10/2012 6:41	62.7	16/10/2012 23:51	62.8	18/10/2012 1:01	60.9	19/10/2012 2:11	58.5	20/10/2012 3:21	58.5	21/10/2012 4:31	54.8
15/10/2012 6:46	62.8	16/10/2012 23:56	62.5	18/10/2012 1:06	61.1	19/10/2012 2:16	58.1	20/10/2012 3:26	58.4	21/10/2012 4:36	53.5
15/10/2012 6:51	63.6	17/10/2012 0:01	62.2	18/10/2012 1:11	61.1	19/10/2012 2:21	58.6	20/10/2012 3:31	58.9	21/10/2012 4:41	58.7
15/10/2012 6:56	64.0	17/10/2012 0:06	62.6	18/10/2012 1:16	60.8	19/10/2012 2:26	57.9	20/10/2012 3:36	58.3	21/10/2012 4:46	58.3
15/10/2012 23:01	63.3	17/10/2012 0:11	61.9	18/10/2012 1:21	60.5	19/10/2012 2:31	58.3	20/10/2012 3:41	58.4	21/10/2012 4:51	58.3
15/10/2012 23:06	63.8	17/10/2012 0:16	62.								

Real-time Noise Data RTN2 (Oil Street Community Liaison Centre) and RTN2a (Electric Centre)

22/10/2012 0:26	57.4	23/10/2012 1:36	63.2	24/10/2012 2:46	57.2	25/10/2012 3:56	58.5	26/10/2012 5:06	56.7	27/10/2012 6:16	58.3
22/10/2012 0:31	57.8	23/10/2012 1:41	63.8	24/10/2012 2:51	57.3	25/10/2012 4:01	56.9	26/10/2012 5:11	58.5	27/10/2012 6:21	58.6
22/10/2012 0:36	57.2	23/10/2012 1:46	63.6	24/10/2012 2:56	58.1	25/10/2012 4:06	57.4	26/10/2012 5:16	44.9	27/10/2012 6:26	57.9
22/10/2012 0:41	57.7	23/10/2012 1:51	63.2	24/10/2012 3:01	51.3	25/10/2012 4:11	57.3	26/10/2012 5:21	40.3	27/10/2012 6:31	59.7
22/10/2012 0:46	55.9	23/10/2012 1:56	64.5	24/10/2012 3:06	60.9	25/10/2012 4:16	57.3	26/10/2012 5:26	54.6	27/10/2012 6:36	61.0
22/10/2012 0:51	55.3	23/10/2012 2:01	64.7	24/10/2012 3:11	57.1	25/10/2012 4:21	56.8	26/10/2012 5:31	56.7	27/10/2012 6:41	60.3
22/10/2012 0:56	55.7	23/10/2012 2:06	63.9	24/10/2012 3:16	57.5	25/10/2012 4:26	57.1	26/10/2012 5:36	58.1	27/10/2012 6:46	61.0
22/10/2012 1:01	55.2	23/10/2012 2:11	62.1	24/10/2012 3:21	54.1	25/10/2012 4:31	56.8	26/10/2012 5:41	56.4	27/10/2012 6:51	61.6
22/10/2012 1:06	54.7	23/10/2012 2:16	62.1	24/10/2012 3:26	58.1	25/10/2012 4:36	57.3	26/10/2012 5:46	56.7	27/10/2012 6:56	62.4
22/10/2012 1:11	55.5	23/10/2012 2:21	58.7	24/10/2012 3:31	57.5	25/10/2012 4:41	57.8	26/10/2012 5:51	57.9	27/10/2012 23:01	61.6
22/10/2012 1:16	54.9	23/10/2012 2:26	59.6	24/10/2012 3:36	52.7	25/10/2012 4:46	56.3	26/10/2012 5:56	56.9	27/10/2012 23:06	61.0
22/10/2012 1:21	55.0	23/10/2012 2:31	55.7	24/10/2012 3:41	54.2	25/10/2012 4:51	57.4	26/10/2012 6:01	59.1	27/10/2012 23:11	60.7
22/10/2012 1:26	39.5	23/10/2012 2:36	58.5	24/10/2012 3:46	54.9	25/10/2012 4:56	54.6	26/10/2012 6:06	55.6	27/10/2012 23:16	60.4
22/10/2012 1:31	58.3	23/10/2012 2:41	58.1	24/10/2012 3:51	55.4	25/10/2012 5:01	57.1	26/10/2012 6:11	56.7	27/10/2012 23:21	59.9
22/10/2012 1:36	58.3	23/10/2012 2:46	56.6	24/10/2012 3:56	53.7	25/10/2012 5:06	58.1	26/10/2012 6:16	55.9	27/10/2012 23:26	60.2
22/10/2012 1:41	58.6	23/10/2012 2:51	56.5	24/10/2012 4:01	54.6	25/10/2012 5:11	57.9	26/10/2012 6:21	56.2	27/10/2012 23:31	61.4
22/10/2012 1:46	58.8	23/10/2012 2:56	58.0	24/10/2012 4:06	50.7	25/10/2012 5:16	57.2	26/10/2012 6:26	58.9	27/10/2012 23:36	59.4
22/10/2012 1:51	58.0	23/10/2012 3:01	56.6	24/10/2012 4:11	51.9	25/10/2012 5:21	58.0	26/10/2012 6:31	58.7	27/10/2012 23:41	58.7
22/10/2012 1:56	58.3	23/10/2012 3:06	57.5	24/10/2012 4:16	56.5	25/10/2012 5:26	57.7	26/10/2012 6:36	58.8	27/10/2012 23:46	59.4
22/10/2012 2:01	58.1	23/10/2012 3:11	57.0	24/10/2012 4:21	48.1	25/10/2012 5:31	57.6	26/10/2012 6:41	60.9	27/10/2012 23:51	59.6
22/10/2012 2:06	58.0	23/10/2012 3:16	56.9	24/10/2012 4:26	50.6	25/10/2012 5:36	57.9	26/10/2012 6:46	60.9	27/10/2012 23:56	59.6
22/10/2012 2:11	58.7	23/10/2012 3:21	57.2	24/10/2012 4:31	45.4	25/10/2012 5:41	57.9	26/10/2012 6:51	61.5		
22/10/2012 2:16	58.2	23/10/2012 3:26	56.7	24/10/2012 4:36	50.5	25/10/2012 5:46	47.9	26/10/2012 6:56	61.4		
22/10/2012 2:21	58.5	23/10/2012 3:31	57.0	24/10/2012 4:41	50.9	25/10/2012 5:51	58.9	26/10/2012 23:01	60.5		
22/10/2012 2:26	58.3	23/10/2012 3:36	59.4	24/10/2012 4:46	58.5	25/10/2012 5:56	57.7	26/10/2012 23:06	60.9		
22/10/2012 2:31	58.2	23/10/2012 3:41	55.6	24/10/2012 4:51	47.1	25/10/2012 6:01	55.6	26/10/2012 23:11	60.5		
22/10/2012 2:36	58.8	23/10/2012 3:46	55.4	24/10/2012 4:56	32.5	25/10/2012 6:06	54.2	26/10/2012 23:16	60.8		
22/10/2012 2:41	58.9	23/10/2012 3:51	56.4	24/10/2012 5:01	45.8	25/10/2012 6:11	54.4	26/10/2012 23:21	61.1		
22/10/2012 2:46	58.0	23/10/2012 3:56	56.3	24/10/2012 5:06	58.5	25/10/2012 6:16	54.2	26/10/2012 23:26	61.8		
22/10/2012 2:51	58.2	23/10/2012 4:01	55.8	24/10/2012 5:11	58.6	25/10/2012 6:21	55.9	26/10/2012 23:31	61.8		
22/10/2012 2:56	58.7	23/10/2012 4:06	56.5	24/10/2012 5:16	59.9	25/10/2012 6:26	56.2	26/10/2012 23:36	60.6		
22/10/2012 3:01	57.9	23/10/2012 4:11	56.2	24/10/2012 5:21	50.1	25/10/2012 6:31	56.5	26/10/2012 23:41	60.7		
22/10/2012 3:06	58.2	23/10/2012 4:16	55.9	24/10/2012 5:26	58.2	25/10/2012 6:36	59.5	26/10/2012 23:46	60.0		
22/10/2012 3:11	58.1	23/10/2012 4:21	55.8	24/10/2012 5:31	58.5	25/10/2012 6:41	61.1	26/10/2012 23:51	59.6		
22/10/2012 3:16	57.0	23/10/2012 4:26	56.1	24/10/2012 5:36	35.5	25/10/2012 6:46	60.7	26/10/2012 23:56	60.7		
22/10/2012 3:21	57.9	23/10/2012 4:31	55.5	24/10/2012 5:41	51.4	25/10/2012 6:51	60.8	27/10/2012 0:01	58.6		
22/10/2012 3:26	57.5	23/10/2012 4:36	57.2	24/10/2012 5:46	52.7	25/10/2012 6:56	62.8	27/10/2012 0:06	59.3		
22/10/2012 3:31	57.5	23/10/2012 4:41	57.0	24/10/2012 5:51	47.9	25/10/2012 23:01	62.4	27/10/2012 0:11	59.4		
22/10/2012 3:36	58.3	23/10/2012 4:46	57.9	24/10/2012 5:56	53.3	25/10/2012 23:06	61.6	27/10/2012 0:16	59.6		
22/10/2012 3:41	57.1	23/10/2012 4:51	55.6	24/10/2012 6:01	52.8	25/10/2012 23:11	62.7	27/10/2012 0:21	57.9		
22/10/2012 3:46	57.2	23/10/2012 4:56	56.7	24/10/2012 6:06	56.0	25/10/2012 23:16	62.7	27/10/2012 0:26	59.0		
22/10/2012 3:51	56.6	23/10/2012 5:01	56.9	24/10/2012 6:11	56.5	25/10/2012 23:21	62.5	27/10/2012 0:31	59.7		
22/10/2012 3:56	56.6	23/10/2012 5:06	56.8	24/10/2012 6:16	57.6	25/10/2012 23:26	63.3	27/10/2012 0:36	60.9		
22/10/2012 4:01	58.6	23/10/2012 5:11	57.6	24/10/2012 6:21	57.2	25/10/2012 23:31	63.1	27/10/2012 0:41	58.8		
22/10/2012 4:06	57.4	23/10/2012 5:16	57.4	24/10/2012 6:26	59.3	25/10/2012 23:36	63.3	27/10/2012 0:46	58.0		
22/10/2012 4:11	56.0	23/10/2012 5:21	56.5	24/10/2012 6:31	58.6	25/10/2012 23:41	61.2	27/10/2012 0:51	59.6		
22/10/2012 4:16	58.1	23/10/2012 5:26	58.1	24/10/2012 6:36	57.1	25/10/2012 23:46	62.8	27/10/2012 0:56	58.9		
22/10/2012 4:21	56.4	23/10/2012 5:31	58.7	24/10/2012 6:41	57.3	25/10/2012 23:51	62.2	27/10/2012 1:01	58.2		
22/10/2012 4:26	56.5	23/10/2012 5:36	52.6	24/10/2012 6:46	57.1	25/10/2012 23:56	62.0	27/10/2012 1:06	54.1		
22/10/2012 4:31	56.9	23/10/2012 5:41	58.1	24/10/2012 6:51	57.5	26/10/2012 0:01	61.5	27/10/2012 1:11	55.9		
22/10/2012 4:36	56.7	23/10/2012 5:46	54.4	24/10/2012 6:56	62.3	26/10/2012 0:06	61.8	27/10/2012 1:16	56.3		
22/10/2012 4:41	57.2	23/10/2012 5:51	53.2	24/10/2012 23:01	59.3	26/10/2012 0:11	60.4	27/10/2012 1:21	55.8		
22/10/2012 4:46	59.2	23/10/2012 5:56	56.2	24/10/2012 23:06	57.8	26/10/2012 0:16	61.1	27/10/2012 1:26	52.2		
22/10/2012 4:51	62.6	23/10/2012 6:01	53.9	24/10/2012 23:11	58.4	26/10/2012 0:21	59.0	27/10/2012 1:31	52.3		
22/10/2012 4:56	57.3	23/10/2012 6:06	54.1	24/10/2012 23:16	58.5	26/10/2012 0:26	60.6	27/10/2012 1:36	52.3		
22/10/2012 5:01	54.8	23/10/2012 6:11	55.0	24/10/2012 23:21	59.0	26/10/2012 0:31	59.3	27/10/2012 1:41	51.5		
22/10/2012 5:06	58.1	23/10/2012 6:16	56.9	24/10/2012 23:26	60.5	26/10/2012 0:36	60.1	27/10/2012 1:46	51.9		
22/10/2012 5:11	53.6	23/10/2012 6:21	56.9	24/10/2012 23:31	60.9	26/10/2012 0:41	60.3	27/10/2012 1:51	54.3		
22/10/2012 5:16	56.0	23/10/2012 6:26	58.0	24/10/2012 23:36	60.8	26/10/2012 0:46	60.0	27/10/2012 1:56	52.7		
22/10/2012 5:21	54.9	23/10/2012 6:31	60.8	24/10/2012 23:41	59.2	26/10/2012 0:51	59.8	27/10/2012 2:01	48.0		
22/10/2012 5:26	58.0	23/10/2012 6:36	60.5	24/10/2012 23:46	58.6	26/10/2012 0:56	60.4	27/10/2012 2:06	58.6		
22/10/2012 5:31	56.8	23/10/2012 6:41	62.0	24/10/2012 23:51	58.2	26/10/2012 1:01	60.0	27/10/2012 2:11	58.5		
22/10/2012 5:36	56.8	23/10/2012 6:46	59.5	24/10/2012 23:56	58.7	26/10/2012 1:06	58.3	27/10/2012 2:16	58.2		
22/10/2012 5:41	55.6	23/10/2012 6:51	54.3	25/10/2012 0:01	57.4	26/10/2012 1:11	57.7	27/10/2012 2:21	58.2		
22/10/2012 5:46	59.9	23/10/2012 6:56	62.5	25/10/2012 0:06	56.0	26/10/2012 1:16	57.6	27/10/2012 2:26	58.7		
22/10/2012 5:51	52.8	23/10/2012 23:01	64.9	25/10/2012 0:11	55.9	26/10/2012 1:21	56.9	27/10/2012 2:31	58.5		
22/10/2012 5:56	58.0	23/10/2012 23:06	64.3	25/10/2012 0:16	56.3	26/10/2012 1:26	58.8	27/10/2012 2:36	58.4		
22/10/2012 6:01	61.3	23/10/2012 23:11	63.1	25/10/2012 0:21	55.9	26/10/2012 1:31	56.4	27/10/2012 2:41	58.7		
22/10/2012 6:06	60.9	23/10/2012 23:16	63.9	25/10/2012 0:26	58.0	26/10/2012 1:36	56.5	27/10/2012 2:46	58.4		
22/10/2012 6:11	59.8	23/10/2012 23:21	64.2	25/10/2012 0:31	57.2	26/10/2012 1:41	56.7	27/10/2012 2:51	58.5		
22/10/2012 6:16	57.2	23/10/2012 23:26	63.3	25/10/2012 0:36	57.7	26/10/2012 1:46	56.8	27/10/2012 2:56	50.5		
22/10/2012 6:21	60.2	23/10/2012 23:31	62.1	25/10/2012 0:41	55.9	26/10/2012 1:51	55.4	27/10/2012 3:01	57.4		
22/10/2012 6:26	59.7	23/10/2012 23:36	64.2	25/10/2012 0:46	56.8	26/10/2012 1:56	54.0	27/10/2012 3:06	58.0		
22/10/2012 6:31	60.9	23/10/2012 23:41	64.1	25/10/2012 0:51	56.1	26/10/2012 2:01	54.8	27/10/2012 3:11	58.1		
22/10/2012 6:36	60.7	23/10/2012 23:46	63.3	25/10/2012 0:56	54.0	26/10					

Real-time Noise Data RTN3 (Yu Lee Mo Fan Memorial School)

Normal Day 07:00-19:00

6/10/2012 7:01	66.4
6/10/2012 7:31	67.5
6/10/2012 8:01	67.6
6/10/2012 8:31	66.9
6/10/2012 9:01	67.6
6/10/2012 9:31	67.9
6/10/2012 10:01	68.2
6/10/2012 10:31	68.0
6/10/2012 11:01	69.5
6/10/2012 11:31	68.9
6/10/2012 12:01	65.7
6/10/2012 12:31	66.0
6/10/2012 13:01	67.8
6/10/2012 13:31	70.7
6/10/2012 14:01	69.9
6/10/2012 14:31	69.1
6/10/2012 15:01	69.8
6/10/2012 15:31	67.5
6/10/2012 16:01	67.4
6/10/2012 16:31	69.0
6/10/2012 17:01	68.8
6/10/2012 17:31	69.0
6/10/2012 18:01	63.7
6/10/2012 18:31	62.8
8/10/2012 7:01	64.1
8/10/2012 7:31	65.7
8/10/2012 8:01	66.8
8/10/2012 8:31	67.9
8/10/2012 9:01	68.8
8/10/2012 9:31	69.5
8/10/2012 10:01	69.7
8/10/2012 10:31	69.2
8/10/2012 11:01	69.7
8/10/2012 11:31	68.1
8/10/2012 12:01	67.4
8/10/2012 12:31	66.5
8/10/2012 13:01	69.2
8/10/2012 13:31	69.1
8/10/2012 14:01	69.6
8/10/2012 14:31	69.1
8/10/2012 15:01	69.3
8/10/2012 15:31	68.9
8/10/2012 16:01	69.1
8/10/2012 16:31	69.1
8/10/2012 17:01	69.8
8/10/2012 17:31	68.6
8/10/2012 18:01	68.7
8/10/2012 18:31	65.5
9/10/2012 7:01	64.7
9/10/2012 7:31	66.9
9/10/2012 8:01	67.8
9/10/2012 8:31	69.3
9/10/2012 9:01	69.4
9/10/2012 9:31	68.9
9/10/2012 10:01	67.7
9/10/2012 10:31	68.5
9/10/2012 11:01	68.8
9/10/2012 11:31	67.2
9/10/2012 12:01	66.3
9/10/2012 12:31	66.5
9/10/2012 13:01	68.4
9/10/2012 13:31	69.7
9/10/2012 14:01	69.0
9/10/2012 14:31	68.7
9/10/2012 15:01	67.6
9/10/2012 15:31	68.8
9/10/2012 16:01	67.8
9/10/2012 16:31	68.7
9/10/2012 17:01	68.6
9/10/2012 17:31	67.5
9/10/2012 18:01	66.5
9/10/2012 18:31	66.5
9/10/2012 19:01	68.4
10/10/2012 7:01	64.3
10/10/2012 7:31	66.5
10/10/2012 8:01	67.4
10/10/2012 8:31	69.8
10/10/2012 9:01	69.4
10/10/2012 9:31	68.3
10/10/2012 10:01	68.6
10/10/2012 10:31	69.5
10/10/2012 11:01	68.7
10/10/2012 11:31	67.6
10/10/2012 12:01	66.4
10/10/2012 12:31	64.9
10/10/2012 13:01	67.3
10/10/2012 13:31	68.5
10/10/2012 14:01	67.5
10/10/2012 14:31	69.0
10/10/2012 15:01	66.8
10/10/2012 15:31	64.1
10/10/2012 16:01	67.8
10/10/2012 16:31	68.7
10/10/2012 17:01	68.7
10/10/2012 17:31	68.6
10/10/2012 18:01	66.4
10/10/2012 18:31	64.1
10/10/2012 19:01	69.4
10/10/2012 19:31	67.4
10/10/2012 20:01	68.6
10/10/2012 20:31	69.9
10/10/2012 21:01	69.9
10/10/2012 21:31	69.2
10/10/2012 22:01	69.9
10/10/2012 22:31	68.0
10/10/2012 23:01	68.4
11/10/2012 7:01	64.0
11/10/2012 7:31	66.7
11/10/2012 8:01	66.9
11/10/2012 8:31	67.6
11/10/2012 9:01	68.1
11/10/2012 9:31	70.9
11/10/2012 10:01	70.8
11/10/2012 10:31	69.9
11/10/2012 11:01	69.9
11/10/2012 11:31	69.2
11/10/2012 12:01	68.0
11/10/2012 12:31	68.4

11/10/2012 13:01	70.4
11/10/2012 13:31	71.3
11/10/2012 14:01	71.5
11/10/2012 14:31	71.2
11/10/2012 15:01	71.1
11/10/2012 15:31	70.2
11/10/2012 16:01	70.7
11/10/2012 16:31	68.6
11/10/2012 17:01	68.6
11/10/2012 17:31	68.9
11/10/2012 18:01	66.5
11/10/2012 18:31	64.6
12/10/2012 7:01	63.7
12/10/2012 7:31	66.4
12/10/2012 8:01	66.9
12/10/2012 8:31	67.6
12/10/2012 9:01	68.3
12/10/2012 9:31	69.7
12/10/2012 10:01	69.6
12/10/2012 10:31	69.8
12/10/2012 11:01	70.2
12/10/2012 11:31	69.2
12/10/2012 12:01	67.1
12/10/2012 12:31	66.3
12/10/2012 13:01	69.3
12/10/2012 13:31	70.3
12/10/2012 14:01	69.4
12/10/2012 14:31	69.4
12/10/2012 15:01	68.2
12/10/2012 15:31	69.8
12/10/2012 16:01	69.4
12/10/2012 16:31	68.7
12/10/2012 17:01	68.9
12/10/2012 17:31	68.0
12/10/2012 18:01	68.4
12/10/2012 18:31	63.6
13/10/2012 7:01	64.6
13/10/2012 7:31	66.5
13/10/2012 8:01	65.5
13/10/2012 8:31	70.0
13/10/2012 9:01	66.3
13/10/2012 9:31	66.5
13/10/2012 10:01	68.8
13/10/2012 10:31	69.3
13/10/2012 11:01	69.5
13/10/2012 11:31	68.4
13/10/2012 12:01	66.9
13/10/2012 12:31	66.4
13/10/2012 13:01	68.7
13/10/2012 13:31	68.0
13/10/2012 14:01	67.0
13/10/2012 14:31	66.9
13/10/2012 15:01	67.6
13/10/2012 15:31	68.8
13/10/2012 16:01	67.8
13/10/2012 16:31	67.5
13/10/2012 17:01	68.3
13/10/2012 17:31	67.1
13/10/2012 18:01	66.7
13/10/2012 18:31	66.6
15/10/2012 7:01	61.1
15/10/2012 7:31	61.6
15/10/2012 8:01	63.3
15/10/2012 8:31	66.1
15/10/2012 9:01	67.3
15/10/2012 9:31	65.4
15/10/2012 10:01	66.0
15/10/2012 10:31	65.5
15/10/2012 11:01	65.1
15/10/2012 11:31	64.4
15/10/2012 12:01	62.9
15/10/2012 12:31	62.4
15/10/2012 13:01	63.5
15/10/2012 13:31	65.8
15/10/2012 14:01	67.7
15/10/2012 14:31	66.6
15/10/2012 15:01	69.5
15/10/2012 15:31	67.0
15/10/2012 16:01	66.7
15/10/2012 16:31	67.8
15/10/2012 17:01	68.0
15/10/2012 17:31	68.4
15/10/2012 18:01	68.5
15/10/2012 18:31	68.0
16/10/2012 7:01	67.9
16/10/2012 7:31	68.3
16/10/2012 8:01	66.4
16/10/2012 8:31	66.1
16/10/2012 9:01	67.1
16/10/2012 9:31	68.5
16/10/2012 10:01	66.7
16/10/2012 10:31	66.7
16/10/2012 11:01	69.2
16/10/2012 11:31	69.0
16/10/2012 12:01	68.4
16/10/2012 12:31	68.4
16/10/2012 13:01	68.9
16/10/2012 13:31	68.8
16/10/2012 14:01	68.8
16/10/2012 14:31	68.8
16/10/2012 15:01	68.3
16/10/2012 15:31	67.7
16/10/2012 16:01	69.2
16/10/2012 16:31	70.0
16/10/2012 17:01	69.5
16/10/2012 17:31	69.3
16/10/2012 18:01	66.7
16/10/2012 18:31	67.8
16/10/2012 19:01	68.4
16/10/2012 19:31	67.1
16/10/2012 20:01	69.3
16/10/2012 20:31	69.3
16/10/2012 21:01	69.6
16/10/2012 21:31	69.6
16/10/2012 22:01	69.3
16/10/2012 22:31	68.7
16/10/2012 23:01	68.1
17/10/2012 7:01	68.1
17/10/2012 7:31	68.5

17/10/2012 8:01	66.1
17/10/2012 8:31	66.1
17/10/2012 9:01	67.2
17/10/2012 9:31	69.0
17/10/2012 10:01	69.8
17/10/2012 10:31	69.5
17/10/2012 11:01	69.5
17/10/2012 11:31	69.2
17/10/2012 12:01	68.7
17/10/2012 12:31	68.5
17/10/2012 13:01	68.7
17/10/2012 13:31	69.4
17/10/2012 14:01	69.0
17/10/2012 14:31	69.5
17/10/2012 15:01	69.5
17/10/2012 15:31	69.5
17/10/2012 16:01	69.1
17/10/2012 16:31	69.2
17/10/2012 17:01	69.1
17/10/2012 17:31	68.4
17/10/2012 18:01	68.3
17/10/2012 18:31	68.0
18/10/2012 7:01	67.8
18/10/2012 7:31	68.5
18/10/2012 8:01	67.7
18/10/2012 8:31	69.4
18/10/2012 9:01	68.3
18/10/2012 9:31	69.5
18/10/2012 10:01	70.3
18/10/2012 10:31	69.3
18/10/2012 11:01	69.2
18/10/2012 11:31	68.6
18/10/2012 12:01	68.3
18/10/2012 12:31	68.1
18/10/2012 13:01	68.8
18/10/2012 13:31	68.9
18/10/2012 14:01	69.1
18/10/2012 14:31	69.2
18/10/2012 15:01	68.7
18/10/2012 15:31	69.1
18/10/2012 16:01	69.0
18/10/2012 16:31	68.8
18/10/2012 17:01	68.9
18/10/2012 17:31	68.4
18/10/2012 18:01	68.3
18/10/2012 18:31	67.7
19/10/2012 7:01	68.0
19/10/2012 7:31	68.6
19/10/2012 8:01	68.0
19/10/2012 8:31	66.1
19/10/2012 9:01	67.9
19/10/2012 9:31	69.2
19/10/2012 10:01	69.5
19/10/2012 10:31	69.5
19/10/2012 11:01	69.5
19/10/2012 11:31	68.7
19/10/2012 12:01	68.3
19/10/2012 12:31	68.2
19/10/2012 13:01	68.7
19/10/2012 13:31	69.0
19/10/2012 14:01	69.7
19/10/2012 14:31	69.8
19/10/2012 15:01	69.7
19/10/2012 15:31	68.3
19/10/2012 16:01	67.8
19/10/2012 16:31	68.8
19/10/2012 17:01	69.0
19/10/2012 17:31	69.1
19/10/2012 18:01	68.2
19/10/2012 18:31	67.2
20/10/2012 7:01	66.7
20/10/2012 7:31	67.7
20/10/2012 8:01	70.0
20/10/2012 8:31	68.9
20/10/2012 9:01	69.0
20/10/2012 9:31	69.0
20/10/2012 10:01	69.4
20/10/2012 10:31	69.3
20/10/2012 11:01	68.5
20/10/2012 11:31	68.6
20/10/2012 12:01	68.0
20/10/2012 12:31	68.3
20/10/2012 13:01	68.5
20/10/2012 13:31	68.8
20/10/2012 14:01	68.7
20/10/2012 14:31	68.8
20/10/2012 15:01	69.0
20/10/2012 15:31	69.1
20/10/2012 16:01	69.4
20/10/2012 16:31	69.5
20/10/2012 17:01	70.4
20/10/2012 17:31	69.6
20/10/2012 18:01	67.9
20/10/2012 18:31	67.7
22/10/2012 7:01	67.8
22/10/2012 7:31	68.7
22/10/2012 8:01	68.5
22/10/2012 8:31	67.7
22/10/2012 9:01	67.3
22/10/2012 9:31	68.1
22/10/2012 10:01	69.6
22/10/2012 10:31	69.6
22/10/2012 11:01	69.6
22/10/2012 11:31	69.5
22/10/2012 12:01	68.8
22/10/2012 12:31	69.1
22/10/2012 13:01	69.5
22/10/2012 13:31	69.3
22/10/2012 14:01	69.2
22/10/2012 14:31	69.1

22/10/2012 15:01	69.4
22/10/2012 15:31	69.4
22/10/2012 16:01	69.0
22/10/2012 16:31	69.2

Real-time Noise Data RTN3 (Yu Lee Mo Fan Memorial School)

7/10/2012 22:31	59.9	10/10/2012 20:41	63.0	12/10/2012 21:51	63.0	14/10/2012 11:01	65.5	16/10/2012 20:11	60.3	18/10/2012 21:21	67.2
7/10/2012 22:36	60.0	10/10/2012 20:46	63.1	12/10/2012 21:56	63.5	14/10/2012 11:06	65.1	16/10/2012 20:16	60.2	18/10/2012 21:26	67.0
7/10/2012 22:41	60.2	10/10/2012 20:51	63.2	12/10/2012 22:01	63.2	14/10/2012 11:11	65.8	16/10/2012 20:21	60.2	18/10/2012 21:31	66.3
7/10/2012 22:46	60.3	10/10/2012 20:56	63.6	12/10/2012 22:06	63.5	14/10/2012 11:16	65.3	16/10/2012 20:26	60.5	18/10/2012 21:36	66.6
7/10/2012 22:51	59.8	10/10/2012 21:01	63.5	12/10/2012 22:11	62.9	14/10/2012 11:21	65.4	16/10/2012 20:31	60.2	18/10/2012 21:41	67.6
7/10/2012 22:56	59.9	10/10/2012 21:06	64.1	12/10/2012 22:16	63.0	14/10/2012 11:26	66.3	16/10/2012 20:36	62.0	18/10/2012 21:46	66.7
8/10/2012 19:01	64.1	10/10/2012 21:11	63.2	12/10/2012 22:21	62.7	14/10/2012 11:31	67.4	16/10/2012 20:41	60.1	18/10/2012 21:51	66.8
8/10/2012 19:06	64.2	10/10/2012 21:16	63.7	12/10/2012 22:26	63.1	14/10/2012 11:36	67.5	16/10/2012 20:46	60.5	18/10/2012 21:56	66.6
8/10/2012 19:11	64.3	10/10/2012 21:21	63.1	12/10/2012 22:31	62.2	14/10/2012 11:41	66.7	16/10/2012 20:51	60.1	18/10/2012 22:01	66.9
8/10/2012 19:16	64.4	10/10/2012 21:26	62.8	12/10/2012 22:36	63.3	14/10/2012 11:46	65.1	16/10/2012 20:56	60.0	18/10/2012 22:06	67.0
8/10/2012 19:21	64.5	10/10/2012 21:31	62.7	12/10/2012 22:41	62.9	14/10/2012 11:51	64.1	16/10/2012 21:01	59.7	18/10/2012 22:11	67.0
8/10/2012 19:26	63.7	10/10/2012 21:36	63.1	12/10/2012 22:46	63.0	14/10/2012 11:56	62.8	16/10/2012 21:06	59.8	18/10/2012 22:16	66.6
8/10/2012 19:31	64.2	10/10/2012 21:41	63.1	12/10/2012 22:51	62.8	14/10/2012 12:01	62.2	16/10/2012 21:11	60.1	18/10/2012 22:21	66.9
8/10/2012 19:36	63.9	10/10/2012 21:46	62.6	12/10/2012 22:56	63.2	14/10/2012 12:06	62.1	16/10/2012 21:16	60.0	18/10/2012 22:26	67.2
8/10/2012 19:41	64.1	10/10/2012 21:51	62.8	13/10/2012 19:01	66.6	14/10/2012 12:11	62.8	16/10/2012 21:21	59.5	18/10/2012 22:31	67.4
8/10/2012 19:46	63.9	10/10/2012 21:56	63.5	13/10/2012 19:06	66.4	14/10/2012 12:16	62.6	16/10/2012 21:26	60.0	18/10/2012 22:36	67.1
8/10/2012 19:51	63.4	10/10/2012 22:01	62.8	13/10/2012 19:11	66.2	14/10/2012 12:21	62.2	16/10/2012 21:31	60.2	18/10/2012 22:41	67.1
8/10/2012 19:56	63.1	10/10/2012 22:06	63.2	13/10/2012 19:16	66.5	14/10/2012 12:26	62.8	16/10/2012 21:36	60.3	18/10/2012 22:46	66.5
8/10/2012 20:01	64.1	10/10/2012 22:11	62.4	13/10/2012 19:21	67.4	14/10/2012 12:31	62.1	16/10/2012 21:41	60.4	18/10/2012 22:51	66.5
8/10/2012 20:06	64.1	10/10/2012 22:16	62.7	13/10/2012 19:26	66.5	14/10/2012 12:36	62.3	16/10/2012 21:46	59.8	18/10/2012 22:56	66.7
8/10/2012 20:11	64.4	10/10/2012 22:21	62.9	13/10/2012 19:31	65.8	14/10/2012 12:41	62.3	16/10/2012 21:51	59.9	18/10/2012 19:01	67.8
8/10/2012 20:16	63.9	10/10/2012 22:26	62.8	13/10/2012 19:36	64.9	14/10/2012 12:46	63.0	16/10/2012 21:56	60.2	18/10/2012 19:06	67.7
8/10/2012 20:21	63.9	10/10/2012 22:31	62.9	13/10/2012 19:41	64.5	14/10/2012 12:51	62.4	16/10/2012 22:01	59.7	18/10/2012 19:11	67.8
8/10/2012 20:26	64.3	10/10/2012 22:36	63.0	13/10/2012 19:46	64.2	14/10/2012 12:56	63.1	16/10/2012 22:06	60.0	18/10/2012 19:16	68.3
8/10/2012 20:31	64.1	10/10/2012 22:41	62.4	13/10/2012 19:51	64.4	14/10/2012 13:01	63.8	16/10/2012 22:11	60.1	18/10/2012 19:21	67.8
8/10/2012 20:36	64.0	10/10/2012 22:46	62.5	13/10/2012 19:56	64.3	14/10/2012 13:06	64.3	16/10/2012 22:16	59.9	18/10/2012 19:26	67.6
8/10/2012 20:41	64.4	10/10/2012 22:51	62.3	13/10/2012 20:01	65.1	14/10/2012 13:11	64.5	16/10/2012 22:21	59.8	18/10/2012 19:31	68.0
8/10/2012 20:46	63.7	10/10/2012 22:56	62.5	13/10/2012 20:06	65.2	14/10/2012 13:16	64.4	16/10/2012 22:26	59.5	18/10/2012 19:36	67.5
8/10/2012 20:51	63.8	11/10/2012 19:01	63.5	13/10/2012 20:11	65.6	14/10/2012 13:21	64.7	16/10/2012 22:31	59.5	18/10/2012 19:41	68.5
8/10/2012 20:56	63.4	11/10/2012 19:06	63.5	13/10/2012 20:16	64.7	14/10/2012 13:26	65.5	16/10/2012 22:36	59.9	18/10/2012 19:46	67.9
8/10/2012 21:01	63.5	11/10/2012 19:11	63.3	13/10/2012 20:21	65.5	14/10/2012 13:31	66.7	16/10/2012 22:41	59.4	18/10/2012 19:51	67.3
8/10/2012 21:06	63.7	11/10/2012 19:16	63.9	13/10/2012 20:26	65.0	14/10/2012 13:36	66.9	16/10/2012 22:46	59.2	18/10/2012 19:56	67.7
8/10/2012 21:11	63.3	11/10/2012 19:21	63.5	13/10/2012 20:31	65.7	14/10/2012 13:41	66.7	16/10/2012 22:51	59.8	18/10/2012 20:01	67.7
8/10/2012 21:16	63.3	11/10/2012 19:26	63.8	13/10/2012 20:36	65.7	14/10/2012 13:46	65.2	16/10/2012 22:56	59.4	18/10/2012 20:06	67.2
8/10/2012 21:21	63.8	11/10/2012 19:31	63.5	13/10/2012 20:41	65.3	14/10/2012 13:51	65.0	16/10/2012 23:01	67.5	18/10/2012 20:11	67.8
8/10/2012 21:26	63.4	11/10/2012 19:36	63.4	13/10/2012 20:46	65.6	14/10/2012 13:56	64.6	16/10/2012 23:06	68.1	18/10/2012 20:16	67.3
8/10/2012 21:31	63.3	11/10/2012 19:41	63.8	13/10/2012 20:51	65.1	14/10/2012 14:01	65.0	16/10/2012 23:11	67.7	18/10/2012 20:21	67.4
8/10/2012 21:36	63.6	11/10/2012 19:46	63.2	13/10/2012 20:56	63.8	14/10/2012 14:06	65.3	16/10/2012 23:16	67.8	18/10/2012 20:26	67.3
8/10/2012 21:41	63.3	11/10/2012 19:51	63.8	13/10/2012 21:01	63.1	14/10/2012 14:11	66.3	16/10/2012 23:21	67.5	18/10/2012 20:31	67.0
8/10/2012 21:46	63.2	11/10/2012 19:56	63.6	13/10/2012 21:06	63.0	14/10/2012 14:16	66.0	16/10/2012 23:26	67.7	18/10/2012 20:36	67.3
8/10/2012 22:51	62.6	11/10/2012 20:01	63.3	13/10/2012 21:11	63.3	14/10/2012 14:21	64.6	16/10/2012 23:31	67.8	18/10/2012 20:41	66.8
8/10/2012 22:56	62.4	11/10/2012 20:06	63.6	13/10/2012 21:16	63.5	14/10/2012 14:26	64.8	16/10/2012 23:36	67.7	18/10/2012 20:46	67.2
9/10/2012 19:01	65.4	11/10/2012 20:11	64.1	13/10/2012 21:21	62.8	14/10/2012 14:31	64.1	16/10/2012 23:41	68.0	18/10/2012 20:51	66.9
9/10/2012 19:06	65.7	11/10/2012 20:16	63.9	13/10/2012 21:26	63.3	14/10/2012 14:36	63.7	16/10/2012 23:46	68.5	18/10/2012 20:56	67.2
9/10/2012 19:11	65.6	11/10/2012 20:21	64.0	13/10/2012 21:31	63.1	14/10/2012 14:41	64.3	16/10/2012 23:51	68.0	18/10/2012 21:01	66.9
9/10/2012 19:16	65.2	11/10/2012 20:26	64.3	13/10/2012 21:36	62.8	14/10/2012 14:46	64.0	16/10/2012 23:56	67.9	18/10/2012 21:06	67.1
9/10/2012 19:21	66.0	11/10/2012 20:31	63.6	13/10/2012 21:41	63.1	14/10/2012 14:51	63.5	16/10/2012 24:01	67.8	18/10/2012 21:11	66.6
9/10/2012 19:26	64.2	11/10/2012 20:36	63.3	13/10/2012 21:46	62.7	14/10/2012 14:56	64.2	16/10/2012 24:06	67.3	18/10/2012 21:16	67.1
9/10/2012 19:31	64.5	11/10/2012 20:41	63.3	13/10/2012 21:51	63.1	14/10/2012 15:01	65.0	16/10/2012 24:11	66.9	18/10/2012 21:21	67.2
9/10/2012 19:36	65.2	11/10/2012 20:46	63.5	13/10/2012 21:56	63.0	14/10/2012 15:06	64.8	16/10/2012 24:16	67.4	18/10/2012 21:26	67.1
9/10/2012 19:41	64.8	11/10/2012 20:51	63.1	13/10/2012 22:01	62.8	14/10/2012 15:11	65.0	16/10/2012 24:21	67.8	18/10/2012 21:31	67.8
9/10/2012 19:46	65.0	11/10/2012 20:56	63.2	13/10/2012 22:06	63.5	14/10/2012 15:16	64.2	16/10/2012 24:26	67.5	18/10/2012 21:36	67.7
9/10/2012 19:51	64.4	11/10/2012 21:01	63.6	13/10/2012 22:11	63.0	14/10/2012 15:21	63.8	16/10/2012 24:31	67.1	18/10/2012 21:41	67.0
9/10/2012 19:56	64.5	11/10/2012 21:06	63.5	13/10/2012 22:16	62.2	14/10/2012 15:26	65.9	16/10/2012 24:36	67.3	18/10/2012 21:46	66.8
9/10/2012 20:01	64.3	11/10/2012 21:11	64.1	13/10/2012 22:21	62.6	14/10/2012 15:31	65.2	16/10/2012 24:41	68.7	18/10/2012 21:51	67.2
9/10/2012 20:06	64.9	11/10/2012 21:16	63.2	13/10/2012 22:26	62.2	14/10/2012 15:36	63.8	16/10/2012 24:46	67.3	18/10/2012 21:56	68.0
9/10/2012 20:11	66.0	11/10/2012 21:21	63.7	13/10/2012 22:31	62.4	14/10/2012 15:41	64.0	16/10/2012 24:51	66.7	18/10/2012 22:01	66.9
9/10/2012 20:16	64.5	11/10/2012 21:26	63.1	13/10/2012 22:36	62.1	14/10/2012 15:46	63.6	16/10/2012 24:56	67.1	18/10/2012 22:06	67.5
9/10/2012 20:21	64.6	11/10/2012 21:31	62.8	13/10/2012 22:41	62.8	14/10/2012 15:51	63.5	16/10/2012 25:01	67.1	18/10/2012 22:11	67.2
9/10/2012 20:26	63.8	11/10/2012 21:36	62.7	13/10/2012 22:46	62.3	14/10/2012 15:56	65.0	16/10/2012 25:06	66.9	18/10/2012 22:16	67.1
9/10/2012 20:31	63.7	11/10/2012 21:41	63.1	13/10/2012 22:51	62.3	14/10/2012 16:01	68.5	16/10/2012 25:11	66.6	18/10/2012 22:21	67.4
9/10/2012 20:36	64.1	11/10/2012 21:46	63.1	13/10/2012 22:56	62.5	14/10/2012 16:06	65.6	16/10/2012 25:16	67.0	18/10/2012 22:26	67.0
9/10/2012 20:41	64.5	11/10/2012 21:51	62.6	14/10/2012 7:01	60.3	14/10/2012 16:11	64.1	16/10/2012 25:21	66.9	18/10/2012 22:31	66.7
9/10/2012 20:46	64.4	11/10/2012 21:56	62.8	14/10/2012 7:06	60.7	14/10/2012 16:16	63.9	16/10/2012 25:26	67.2	18/10/2012 22:36	67.1
9/10/2012 20:51	64.2	11/10/2012 22:01	63.5	14/10/2012 7:11	61.6	14/10/2012 16:21	64.2	16/10/2012 25:31	67.2	18/10/2012 22:41	66.8
9/10/2012 20:56	64.2	11/10/2012 22:06	62.8	14/10/2012 7:16	61.5	14/10/2012 16:26	64.6	16/10/2012 25:36	67.1	18/10/2012 22:46	67.1
9/10/2012 21:01	63.9	11/10/2012 22:11	63.2	14/10/2012 7:21	61.3	14/10/2012 16:31	69.8	16/10/2012 25:41	66.5	18/1	

Real-time Noise Data RTN3 (Yu Lee Mo Fan Memorial School)

18/10/2012 22:31 66.9	21/10/2012 7:41 65.3	21/10/2012 16:51 67.3	22/10/2012 22:01 67.4	23/10/2012 15:11 67.0	24/10/2012 20:21 66.9
18/10/2012 22:36 67.0	21/10/2012 7:46 65.4	21/10/2012 16:56 67.3	22/10/2012 22:06 67.1	23/10/2012 15:16 66.7	24/10/2012 20:26 67.0
18/10/2012 22:41 66.9	21/10/2012 7:51 65.9	21/10/2012 17:01 67.9	22/10/2012 22:11 66.9	23/10/2012 15:21 66.8	24/10/2012 20:31 67.2
18/10/2012 22:46 67.1	21/10/2012 7:56 65.9	21/10/2012 17:06 67.3	22/10/2012 22:16 67.2	23/10/2012 15:26 67.3	24/10/2012 20:36 67.1
18/10/2012 22:51 66.7	21/10/2012 8:01 66.1	21/10/2012 17:11 67.3	22/10/2012 22:21 67.2	23/10/2012 15:31 66.8	24/10/2012 20:41 66.3
18/10/2012 22:56 67.0	21/10/2012 8:06 65.9	21/10/2012 17:16 67.0	22/10/2012 22:26 66.3	23/10/2012 15:36 67.2	24/10/2012 20:46 67.0
19/10/2012 19:01 66.5	21/10/2012 8:11 66.0	21/10/2012 17:21 67.1	22/10/2012 22:31 66.7	23/10/2012 15:41 67.0	24/10/2012 20:51 67.1
19/10/2012 19:06 67.1	21/10/2012 8:16 66.4	21/10/2012 17:26 67.2	22/10/2012 22:36 66.7	23/10/2012 15:46 66.4	24/10/2012 20:56 66.8
19/10/2012 19:11 67.5	21/10/2012 8:21 66.4	21/10/2012 17:31 67.6	22/10/2012 22:41 66.8	23/10/2012 15:51 66.6	24/10/2012 21:01 66.5
19/10/2012 19:16 67.3	21/10/2012 8:26 66.3	21/10/2012 17:36 66.8	22/10/2012 22:46 67.4	23/10/2012 15:56 66.8	24/10/2012 21:06 66.4
19/10/2012 19:21 67.6	21/10/2012 8:31 66.4	21/10/2012 17:41 67.0	22/10/2012 22:51 65.9	23/10/2012 16:01 67.0	24/10/2012 21:11 66.4
19/10/2012 19:26 68.1	21/10/2012 8:36 67.9	21/10/2012 17:46 66.9	22/10/2012 22:56 66.8	23/10/2012 16:06 67.1	24/10/2012 21:16 66.5
19/10/2012 19:31 67.5	21/10/2012 8:41 66.8	21/10/2012 17:51 66.7	23/10/2012 7:01 65.7	23/10/2012 16:11 67.3	24/10/2012 21:21 67.1
19/10/2012 19:36 67.5	21/10/2012 8:46 66.6	21/10/2012 17:56 66.9	23/10/2012 7:06 65.4	23/10/2012 16:16 66.7	24/10/2012 21:26 66.6
19/10/2012 19:41 67.9	21/10/2012 8:51 66.4	21/10/2012 18:01 66.8	23/10/2012 7:11 64.6	23/10/2012 16:21 66.6	24/10/2012 21:31 66.6
19/10/2012 19:46 67.7	21/10/2012 8:56 66.8	21/10/2012 18:06 67.0	23/10/2012 7:16 65.1	23/10/2012 16:26 67.0	24/10/2012 21:36 66.8
19/10/2012 19:51 67.5	21/10/2012 9:01 67.1	21/10/2012 18:11 66.6	23/10/2012 7:21 65.5	23/10/2012 16:31 67.9	24/10/2012 21:41 66.8
19/10/2012 19:56 67.5	21/10/2012 9:06 67.7	21/10/2012 18:16 66.9	23/10/2012 7:26 65.9	23/10/2012 16:36 66.7	24/10/2012 21:46 66.7
19/10/2012 20:01 67.7	21/10/2012 9:11 66.9	21/10/2012 18:21 67.0	23/10/2012 7:31 65.5	23/10/2012 16:41 66.6	24/10/2012 21:51 67.8
19/10/2012 20:06 67.3	21/10/2012 9:16 66.6	21/10/2012 18:26 67.3	23/10/2012 7:36 65.0	23/10/2012 16:46 66.9	24/10/2012 21:56 66.8
19/10/2012 20:11 67.4	21/10/2012 9:21 67.2	21/10/2012 18:31 67.1	23/10/2012 7:41 66.7	23/10/2012 16:51 67.2	24/10/2012 22:01 67.2
19/10/2012 20:16 67.1	21/10/2012 9:26 67.2	21/10/2012 18:36 67.3	23/10/2012 7:46 65.9	23/10/2012 16:56 66.6	24/10/2012 22:06 66.7
19/10/2012 20:21 67.1	21/10/2012 9:31 66.9	21/10/2012 18:41 67.3	23/10/2012 7:51 65.9	23/10/2012 17:01 66.8	24/10/2012 22:11 66.6
19/10/2012 20:26 67.9	21/10/2012 9:36 67.6	21/10/2012 18:46 67.1	23/10/2012 7:56 67.0	23/10/2012 17:06 66.9	24/10/2012 22:16 66.5
19/10/2012 20:31 67.1	21/10/2012 9:41 67.7	21/10/2012 18:51 67.1	23/10/2012 8:01 66.4	23/10/2012 17:11 66.9	24/10/2012 22:21 67.0
19/10/2012 20:36 67.1	21/10/2012 9:46 67.2	21/10/2012 18:56 67.1	23/10/2012 8:06 66.1	23/10/2012 17:16 66.8	24/10/2012 22:26 66.8
19/10/2012 20:41 66.9	21/10/2012 9:51 67.4	21/10/2012 19:01 66.8	23/10/2012 8:11 66.7	23/10/2012 17:21 67.2	24/10/2012 22:31 66.5
19/10/2012 20:46 67.3	21/10/2012 9:56 67.4	21/10/2012 19:06 67.2	23/10/2012 8:16 66.7	23/10/2012 17:26 67.4	24/10/2012 22:36 66.4
19/10/2012 20:51 66.9	21/10/2012 10:01 67.1	21/10/2012 19:11 67.0	23/10/2012 8:21 66.0	23/10/2012 17:31 66.7	24/10/2012 22:41 67.8
19/10/2012 20:56 67.2	21/10/2012 10:06 66.9	21/10/2012 19:16 67.0	23/10/2012 8:26 66.3	23/10/2012 17:36 66.7	24/10/2012 22:46 67.8
19/10/2012 21:01 67.4	21/10/2012 10:11 67.2	21/10/2012 19:21 67.2	23/10/2012 8:31 66.5	23/10/2012 17:41 66.5	24/10/2012 22:51 66.1
19/10/2012 21:06 66.9	21/10/2012 10:16 67.2	21/10/2012 19:26 67.7	23/10/2012 8:36 66.0	23/10/2012 17:46 66.7	24/10/2012 22:56 67.0
19/10/2012 21:11 66.6	21/10/2012 10:21 68.2	21/10/2012 19:31 67.0	23/10/2012 8:41 66.0	23/10/2012 17:51 66.7	25/10/2012 19:01 67.7
19/10/2012 21:16 66.9	21/10/2012 10:26 67.5	21/10/2012 19:36 67.0	23/10/2012 8:46 66.1	23/10/2012 17:56 66.8	25/10/2012 19:06 68.0
19/10/2012 21:21 67.4	21/10/2012 10:31 67.3	21/10/2012 19:41 66.8	23/10/2012 8:51 66.7	23/10/2012 18:01 66.3	25/10/2012 19:11 67.6
19/10/2012 21:26 67.8	21/10/2012 10:36 67.2	21/10/2012 19:46 67.0	23/10/2012 8:56 66.5	23/10/2012 18:06 67.0	25/10/2012 19:16 68.1
19/10/2012 21:31 67.0	21/10/2012 10:41 67.4	21/10/2012 19:51 66.5	23/10/2012 9:01 66.6	23/10/2012 18:11 66.8	25/10/2012 19:21 68.1
19/10/2012 21:36 67.1	21/10/2012 10:46 67.7	21/10/2012 19:56 66.4	23/10/2012 9:06 66.6	23/10/2012 18:16 67.2	25/10/2012 19:26 67.6
19/10/2012 21:41 67.1	21/10/2012 10:51 67.1	21/10/2012 20:01 66.3	23/10/2012 9:11 66.8	23/10/2012 18:21 66.6	25/10/2012 19:31 67.5
19/10/2012 21:46 67.0	21/10/2012 10:56 67.6	21/10/2012 20:06 66.8	23/10/2012 9:16 66.3	23/10/2012 18:26 66.8	25/10/2012 19:36 67.5
19/10/2012 21:51 66.9	21/10/2012 11:01 68.0	21/10/2012 20:11 66.3	23/10/2012 9:21 66.9	23/10/2012 18:31 66.8	25/10/2012 19:41 67.8
19/10/2012 21:56 66.8	21/10/2012 11:06 67.2	21/10/2012 20:16 66.7	23/10/2012 9:26 66.4	23/10/2012 18:36 66.7	25/10/2012 19:46 67.6
19/10/2012 22:01 67.0	21/10/2012 11:11 67.6	21/10/2012 20:21 66.6	23/10/2012 9:31 67.0	23/10/2012 18:41 67.0	25/10/2012 19:51 68.1
19/10/2012 22:06 67.0	21/10/2012 11:16 68.3	21/10/2012 20:26 65.9	23/10/2012 9:36 66.7	23/10/2012 18:46 68.4	25/10/2012 19:56 67.7
19/10/2012 22:11 67.0	21/10/2012 11:21 67.9	21/10/2012 20:31 66.8	23/10/2012 9:41 66.8	23/10/2012 18:51 67.2	25/10/2012 20:01 68.0
19/10/2012 22:16 67.0	21/10/2012 11:26 67.1	21/10/2012 20:36 65.6	23/10/2012 9:46 67.3	23/10/2012 18:56 67.1	25/10/2012 20:06 67.4
19/10/2012 22:21 66.9	21/10/2012 11:31 68.1	21/10/2012 20:41 66.8	23/10/2012 9:51 67.4	23/10/2012 19:01 66.6	25/10/2012 20:11 67.1
19/10/2012 22:26 66.9	21/10/2012 11:36 67.4	21/10/2012 20:46 66.0	23/10/2012 9:56 67.1	23/10/2012 19:06 67.0	25/10/2012 20:16 67.7
19/10/2012 22:31 67.1	21/10/2012 11:41 67.6	21/10/2012 20:51 66.2	23/10/2012 10:01 66.6	23/10/2012 19:11 66.5	25/10/2012 20:21 67.3
19/10/2012 22:36 67.5	21/10/2012 11:46 67.6	21/10/2012 20:56 66.1	23/10/2012 10:06 66.7	23/10/2012 19:16 66.8	25/10/2012 20:26 67.1
19/10/2012 22:41 67.1	21/10/2012 11:51 67.2	21/10/2012 21:01 66.0	23/10/2012 10:11 66.7	23/10/2012 19:21 66.7	25/10/2012 20:31 67.4
19/10/2012 22:46 67.0	21/10/2012 11:56 67.2	21/10/2012 21:06 66.6	23/10/2012 10:16 66.9	23/10/2012 19:26 66.5	25/10/2012 20:36 67.6
19/10/2012 22:51 66.7	21/10/2012 12:01 67.6	21/10/2012 21:11 66.6	23/10/2012 10:21 66.9	23/10/2012 19:31 66.6	25/10/2012 20:41 66.8
19/10/2012 22:56 66.6	21/10/2012 12:06 67.7	21/10/2012 21:16 67.0	23/10/2012 10:26 67.9	23/10/2012 19:36 66.6	25/10/2012 20:46 67.1
20/10/2012 19:01 67.3	21/10/2012 12:11 67.1	21/10/2012 21:21 66.6	23/10/2012 10:31 67.9	23/10/2012 19:41 66.3	25/10/2012 20:51 67.4
20/10/2012 19:06 67.4	21/10/2012 12:16 67.2	21/10/2012 21:26 66.4	23/10/2012 10:36 66.5	23/10/2012 19:46 66.9	25/10/2012 20:56 67.5
20/10/2012 19:11 67.3	21/10/2012 12:21 66.7	21/10/2012 21:31 66.5	23/10/2012 10:41 66.9	23/10/2012 19:51 66.1	25/10/2012 21:01 66.8
20/10/2012 19:16 67.2	21/10/2012 12:26 67.2	21/10/2012 21:36 66.2	23/10/2012 10:46 67.5	23/10/2012 19:56 67.6	25/10/2012 21:06 66.9
20/10/2012 19:21 66.7	21/10/2012 12:31 67.1	21/10/2012 21:41 66.9	23/10/2012 10:51 67.3	23/10/2012 20:01 66.6	25/10/2012 21:11 66.8
20/10/2012 19:26 67.4	21/10/2012 12:36 66.9	21/10/2012 21:46 66.8	23/10/2012 10:56 66.9	23/10/2012 20:06 66.2	25/10/2012 21:16 66.9
20/10/2012 19:31 66.9	21/10/2012 12:41 67.2	21/10/2012 21:51 67.0	23/10/2012 11:01 66.9	23/10/2012 20:11 66.9	25/10/2012 21:21 66.7
20/10/2012 19:36 67.2	21/10/2012 12:46 67.9	21/10/2012 21:56 66.1	23/10/2012 11:06 67.4	23/10/2012 20:16 66.8	25/10/2012 21:26 66.6
20/10/2012 19:41 67.5	21/10/2012 12:51 67.6	21/10/2012 22:01 66.5	23/10/2012 11:11 67.2	23/10/2012 20:21 66.3	25/10/2012 21:31 67.3
20/10/2012 19:46 67.1	21/10/2012 12:56 67.2	21/10/2012 22:06 66.1	23/10/2012 11:16 67.3	23/10/2012 20:26 66.7	25/10/2012 21:36 66.3
20/10/2012 19:51 66.9	21/10/2012 13:01 66.9	21/10/2012 22:11 67.4	23/10/2012 11:21 66.9	23/10/2012 20:31 66.0	25/10/2012 21:41 66.9
20/10/2012 19:56 66.6	21/10/2012 13:06 66.9	21/10/2012 22:16 66.5	23/10/2012 11:26 67.0	23/10/2012 20:36 66.0	25/10/2012 21:46 66.8
20/10/2012 20:01 67.2	21/10/2012 13:11 67.1	21/10/2012 22:21 66.4	23/10/2012 11:31 67.0	23/10/2012 20:41 67.2	25/10/2012 21:51 67.5
20/10/2012 20:06 66.2	21/10/2012 13:16 66.9	21/10/2012 22:26 67.1	23/10/2012 11:36 66.6	23/10/2012 20:46 66.0	25/10/2012 21:56 66.9
20/10/2012 20:11 66.8	21/10/2012 13:21 67.5	21/10/2012 22:31 66.3	23/10/2012 11:41 66.9	23/10/2012 20:51 66.1	25/10/2012 22:01 67.3
20/10/2012 20:16 66.6	21/10/2012 13:26 67.1	21/10/2012 22:36 66.2	23/10/2012 11:46 67.0	23/10/2012 20:56 66.0	25/10/2012 22:06 67.4
20/10/2012 20:21 66.2	21/10/2012 13:31 67.5	21/10/2012 22:41 66.3	23/10/2012 11:51 66.7	23/10/2012 21:01 66.8	25/10/2012 22:11 67.5
20/10/2012 20:26 66.9	21/10/2012 13:36 68.1	21/10/2012 22:46 66.3	23/10/2012 11:56 66.7	23/10/2012 21:06 66.4	25/10/2012 22:16 66.4
20/10/2012 20:31 66.4	21/10/2012 13:41 67.5	21/10/2012 22:51 66.3	23/10/2012 12:01 66.8	23/10/2012 21:11 66.4	25/10/2012 22:21 67.0
20/10/2012 20:36 67.4	21/10/2012 13:46 67.7	21/10/2012 22:56 65.7	23/10/2012 12:06 66.6	23/10/2012 21:16 65.9	25/10/2012 22:26 67.4
20/10/2012 20:41 66.5	21/10/2012 13:51 67.8	22/10/2012 19:01 67.9	23/10/2012 12:11 66.7	23/10/2012 21:21 66.8	25/10/2012 22:31 67.1
20/10/2012 20:46 67.3	21/10/2012 13:56 67.1	22/10/2012 19:06 68.0	23/10/2012 12:16 66.7	23/10/2012 21:26 66.7	25/10/2012 22:36 67.2
20/10/2012 20:51 66.3	21/10/2012 14:01 67.2	22/10/2012 19:11 67.7	23/10/2012 12:21 66.7	23/10/2012 21:31	

Real-time Noise Data RTN3 (Yu Lee Mo Fan Memorial School)

26/10/2012 21:31 67.3	6/10/2012 3:31 60.8	7/10/2012 4:41 56.1	8/10/2012 5:51 60.2	9/10/2012 23:01 63.9	11/10/2012 0:11 61.1
26/10/2012 21:36 67.1	6/10/2012 3:36 59.7	7/10/2012 4:46 56.1	8/10/2012 5:56 60.4	9/10/2012 23:06 63.7	11/10/2012 0:16 61.3
26/10/2012 21:41 67.5	6/10/2012 3:41 60.2	7/10/2012 4:51 56.1	8/10/2012 6:01 60.5	9/10/2012 23:11 63.9	11/10/2012 0:21 60.6
26/10/2012 21:46 67.3	6/10/2012 3:46 59.6	7/10/2012 4:56 58.2	8/10/2012 6:06 61.3	9/10/2012 23:16 64.1	11/10/2012 0:26 61.0
26/10/2012 21:51 67.5	6/10/2012 3:51 59.6	7/10/2012 5:01 57.0	8/10/2012 6:11 61.3	9/10/2012 23:21 64.5	11/10/2012 0:31 60.5
26/10/2012 21:56 67.2	6/10/2012 3:56 59.5	7/10/2012 5:06 57.3	8/10/2012 6:16 61.7	9/10/2012 23:26 63.1	11/10/2012 0:36 59.8
26/10/2012 22:01 67.4	6/10/2012 4:01 59.4	7/10/2012 5:11 56.8	8/10/2012 6:21 62.7	9/10/2012 23:31 63.2	11/10/2012 0:41 60.9
26/10/2012 22:06 68.1	6/10/2012 4:06 59.3	7/10/2012 5:16 57.2	8/10/2012 6:26 62.7	9/10/2012 23:36 63.2	11/10/2012 0:46 60.4
26/10/2012 22:11 67.2	6/10/2012 4:11 60.0	7/10/2012 5:21 57.2	8/10/2012 6:31 63.3	9/10/2012 23:41 61.7	11/10/2012 0:51 59.8
26/10/2012 22:16 67.0	6/10/2012 4:16 60.4	7/10/2012 5:26 58.3	8/10/2012 6:36 63.0	9/10/2012 23:46 61.6	11/10/2012 0:56 59.6
26/10/2012 22:21 67.5	6/10/2012 4:21 59.6	7/10/2012 5:31 57.3	8/10/2012 6:41 64.2	9/10/2012 23:51 61.8	11/10/2012 1:01 59.9
26/10/2012 22:26 67.3	6/10/2012 4:26 59.4	7/10/2012 5:36 58.2	8/10/2012 6:46 63.7	9/10/2012 23:56 61.7	11/10/2012 1:06 60.5
26/10/2012 22:31 67.7	6/10/2012 4:31 60.2	7/10/2012 5:41 58.3	8/10/2012 6:51 63.9	10/10/2012 0:01 61.6	11/10/2012 1:11 60.3
26/10/2012 22:36 67.2	6/10/2012 4:36 59.5	7/10/2012 5:46 58.9	8/10/2012 6:56 64.0	10/10/2012 0:06 61.6	11/10/2012 1:16 59.5
26/10/2012 22:41 67.4	6/10/2012 4:41 59.7	7/10/2012 5:51 58.5	8/10/2012 23:01 61.8	10/10/2012 0:11 61.7	11/10/2012 1:21 60.0
26/10/2012 22:46 67.3	6/10/2012 4:46 59.8	7/10/2012 5:56 57.7	8/10/2012 23:06 61.7	10/10/2012 0:16 61.8	11/10/2012 1:26 59.5
26/10/2012 22:51 67.3	6/10/2012 4:51 60.2	7/10/2012 6:01 59.1	8/10/2012 23:11 61.7	10/10/2012 0:21 61.5	11/10/2012 1:31 59.2
26/10/2012 22:56 67.1	6/10/2012 4:56 60.5	7/10/2012 6:06 59.8	8/10/2012 23:16 61.6	10/10/2012 0:26 61.7	11/10/2012 1:36 59.4
27/10/2012 19:01 67.3	6/10/2012 5:01 60.6	7/10/2012 6:11 60.0	8/10/2012 23:21 61.8	10/10/2012 0:31 61.8	11/10/2012 1:41 59.4
27/10/2012 19:06 67.1	6/10/2012 5:06 61.0	7/10/2012 6:16 60.3	8/10/2012 23:26 61.5	10/10/2012 0:36 61.6	11/10/2012 1:46 59.6
27/10/2012 19:11 67.3	6/10/2012 5:11 61.2	7/10/2012 6:21 59.9	8/10/2012 23:31 61.2	10/10/2012 0:41 61.6	11/10/2012 1:51 59.4
27/10/2012 19:16 67.7	6/10/2012 5:16 60.9	7/10/2012 6:26 60.6	8/10/2012 23:36 61.7	10/10/2012 0:46 61.2	11/10/2012 1:56 59.2
27/10/2012 19:21 67.4	6/10/2012 5:21 60.2	7/10/2012 6:31 60.9	8/10/2012 23:41 61.8	10/10/2012 0:51 61.1	11/10/2012 2:01 58.7
27/10/2012 19:26 67.6	6/10/2012 5:26 60.9	7/10/2012 6:36 61.2	8/10/2012 23:46 61.8	10/10/2012 0:56 61.0	11/10/2012 2:06 59.2
27/10/2012 19:31 67.6	6/10/2012 5:31 61.1	7/10/2012 6:41 61.6	8/10/2012 23:51 61.8	10/10/2012 1:01 60.7	11/10/2012 2:11 58.9
27/10/2012 19:36 66.8	6/10/2012 5:36 61.3	7/10/2012 6:46 61.8	8/10/2012 23:56 61.1	10/10/2012 1:06 61.3	11/10/2012 2:16 59.5
27/10/2012 19:41 67.6	6/10/2012 5:41 61.8	7/10/2012 6:51 62.1	9/10/2012 0:01 61.8	10/10/2012 1:11 60.5	11/10/2012 2:21 58.6
27/10/2012 19:46 67.2	6/10/2012 5:46 62.3	7/10/2012 6:56 63.0	9/10/2012 0:06 61.5	10/10/2012 1:16 60.2	11/10/2012 2:26 59.0
27/10/2012 19:51 67.2	6/10/2012 5:51 62.3	7/10/2012 23:01 59.2	9/10/2012 0:11 61.4	10/10/2012 1:21 60.3	11/10/2012 2:31 58.7
27/10/2012 19:56 67.6	6/10/2012 5:56 62.2	7/10/2012 23:06 59.6	9/10/2012 0:16 61.2	10/10/2012 1:26 60.6	11/10/2012 2:36 58.4
27/10/2012 20:01 68.0	6/10/2012 6:01 62.3	7/10/2012 23:11 59.8	9/10/2012 0:21 61.1	10/10/2012 1:31 60.5	11/10/2012 2:41 58.6
27/10/2012 20:06 67.2	6/10/2012 6:06 64.0	7/10/2012 23:16 59.6	9/10/2012 0:26 61.5	10/10/2012 1:36 59.8	11/10/2012 2:46 58.3
27/10/2012 20:11 67.2	6/10/2012 6:11 63.6	7/10/2012 23:21 60.4	9/10/2012 0:31 61.2	10/10/2012 1:41 60.2	11/10/2012 2:51 58.5
27/10/2012 20:16 67.2	6/10/2012 6:16 63.5	7/10/2012 23:26 59.9	9/10/2012 0:36 61.2	10/10/2012 1:46 59.5	11/10/2012 2:56 57.7
27/10/2012 20:21 66.8	6/10/2012 6:21 63.9	7/10/2012 23:31 59.3	9/10/2012 0:41 60.9	10/10/2012 1:51 60.3	11/10/2012 3:01 57.9
27/10/2012 20:26 67.1	6/10/2012 6:26 64.3	7/10/2012 23:36 59.9	9/10/2012 0:46 60.5	10/10/2012 1:56 59.7	11/10/2012 3:06 58.4
27/10/2012 20:31 66.7	6/10/2012 6:31 64.7	7/10/2012 23:41 59.0	9/10/2012 0:51 60.4	10/10/2012 2:01 59.6	11/10/2012 3:11 58.2
27/10/2012 20:36 66.6	6/10/2012 6:36 65.1	7/10/2012 23:46 59.2	9/10/2012 0:56 60.9	10/10/2012 2:06 59.9	11/10/2012 3:16 57.9
27/10/2012 20:41 66.9	6/10/2012 6:41 65.8	7/10/2012 23:51 59.2	9/10/2012 1:01 60.1	10/10/2012 2:11 59.6	11/10/2012 3:21 58.8
27/10/2012 20:46 66.8	6/10/2012 6:46 65.6	7/10/2012 23:56 58.9	9/10/2012 1:06 60.1	10/10/2012 2:16 59.2	11/10/2012 3:26 58.4
27/10/2012 20:51 67.0	6/10/2012 6:51 65.4	8/10/2012 0:01 61.8	9/10/2012 1:11 60.3	10/10/2012 2:21 59.1	11/10/2012 3:31 57.9
27/10/2012 20:56 66.9	6/10/2012 6:56 65.9	8/10/2012 0:06 61.3	9/10/2012 1:16 60.9	10/10/2012 2:26 59.7	11/10/2012 3:36 57.6
27/10/2012 21:01 66.7	6/10/2012 23:01 61.7	8/10/2012 0:11 61.4	9/10/2012 1:21 60.2	10/10/2012 2:31 59.9	11/10/2012 3:41 60.7
27/10/2012 21:06 66.6	6/10/2012 23:06 61.1	8/10/2012 0:16 60.7	9/10/2012 1:26 59.1	10/10/2012 2:36 59.3	11/10/2012 3:46 57.3
27/10/2012 21:11 66.3	6/10/2012 23:11 61.2	8/10/2012 0:21 61.2	9/10/2012 1:31 60.3	10/10/2012 2:41 58.5	11/10/2012 3:51 57.9
27/10/2012 21:16 66.4	6/10/2012 23:16 60.4	8/10/2012 0:26 61.3	9/10/2012 1:36 60.3	10/10/2012 2:46 59.1	11/10/2012 3:56 57.7
27/10/2012 21:21 66.6	6/10/2012 23:21 60.7	8/10/2012 0:31 61.6	9/10/2012 1:41 60.4	10/10/2012 2:51 59.2	11/10/2012 4:01 57.4
27/10/2012 21:26 66.7	6/10/2012 23:26 60.5	8/10/2012 0:36 60.4	9/10/2012 1:46 60.0	10/10/2012 2:56 59.0	11/10/2012 4:06 57.5
27/10/2012 21:31 66.7	6/10/2012 23:31 60.8	8/10/2012 0:41 60.5	9/10/2012 1:51 59.1	10/10/2012 3:01 58.4	11/10/2012 4:11 57.5
27/10/2012 21:36 66.9	6/10/2012 23:36 60.2	8/10/2012 0:46 61.2	9/10/2012 1:56 59.2	10/10/2012 3:06 58.3	11/10/2012 4:16 57.9
27/10/2012 21:41 66.5	6/10/2012 23:41 60.3	8/10/2012 0:51 60.3	9/10/2012 2:01 59.1	10/10/2012 3:11 59.6	11/10/2012 4:21 58.3
27/10/2012 21:46 66.8	6/10/2012 23:46 60.3	8/10/2012 0:56 61.2	9/10/2012 2:06 58.7	10/10/2012 3:16 58.8	11/10/2012 4:26 57.6
27/10/2012 21:51 67.1	6/10/2012 23:51 60.1	8/10/2012 1:01 60.5	9/10/2012 2:11 59.6	10/10/2012 3:21 58.4	11/10/2012 4:31 57.3
27/10/2012 21:56 67.2	6/10/2012 23:56 60.3	8/10/2012 1:06 60.7	9/10/2012 2:16 59.3	10/10/2012 3:26 59.0	11/10/2012 4:36 57.3
27/10/2012 22:01 66.6	7/10/2012 0:01 60.9	8/10/2012 1:11 60.1	9/10/2012 2:21 59.0	10/10/2012 3:31 58.4	11/10/2012 4:41 58.4
27/10/2012 22:06 67.2	7/10/2012 0:06 59.5	8/10/2012 1:16 60.3	9/10/2012 2:26 58.8	10/10/2012 3:36 59.0	11/10/2012 4:46 58.3
27/10/2012 22:11 67.1	7/10/2012 0:11 60.7	8/10/2012 1:21 59.5	9/10/2012 2:31 58.7	10/10/2012 3:41 59.2	11/10/2012 4:51 57.9
27/10/2012 22:16 66.8	7/10/2012 0:16 59.2	8/10/2012 1:26 59.4	9/10/2012 2:36 58.4	10/10/2012 3:46 58.5	11/10/2012 4:56 58.6
27/10/2012 22:21 67.6	7/10/2012 0:21 60.5	8/10/2012 1:31 59.4	9/10/2012 2:41 58.2	10/10/2012 3:51 59.2	11/10/2012 5:01 58.3
27/10/2012 22:26 67.4	7/10/2012 0:26 60.2	8/10/2012 1:36 59.3	9/10/2012 2:46 59.3	10/10/2012 3:56 58.6	11/10/2012 5:06 58.3
27/10/2012 22:31 67.0	7/10/2012 0:31 60.3	8/10/2012 1:41 59.1	9/10/2012 2:51 59.2	10/10/2012 4:01 58.2	11/10/2012 5:11 59.4
27/10/2012 22:36 67.0	7/10/2012 0:36 59.6	8/10/2012 1:46 59.8	9/10/2012 2:56 58.6	10/10/2012 4:06 58.3	11/10/2012 5:16 59.2
27/10/2012 22:41 67.3	7/10/2012 0:41 59.6	8/10/2012 1:51 58.7	9/10/2012 3:01 58.0	10/10/2012 4:11 58.4	11/10/2012 5:21 58.7
27/10/2012 22:46 66.9	7/10/2012 0:46 59.8	8/10/2012 1:56 59.2	9/10/2012 3:06 59.1	10/10/2012 4:16 58.5	11/10/2012 5:26 58.5
27/10/2012 22:51 67.2	7/10/2012 0:51 59.2	8/10/2012 2:01 59.5	9/10/2012 3:11 57.9	10/10/2012 4:21 58.9	11/10/2012 5:31 58.4
27/10/2012 22:56 66.6	7/10/2012 0:56 59.4	8/10/2012 2:06 59.1	9/10/2012 3:16 58.7	10/10/2012 4:26 59.2	11/10/2012 5:36 59.0
	7/10/2012 1:01 59.2	8/10/2012 2:11 58.9	9/10/2012 3:21 59.3	10/10/2012 4:31 59.2	11/10/2012 5:41 59.5
Night-time 23:00-07:00	7/10/2012 1:06 58.6	8/10/2012 2:16 59.4	9/10/2012 3:26 58.4	10/10/2012 4:36 58.5	11/10/2012 5:46 59.7
6/10/2012 0:01 65.6	7/10/2012 1:11 58.6	8/10/2012 2:21 58.3	9/10/2012 3:31 58.9	10/10/2012 4:41 59.3	11/10/2012 5:51 59.7
6/10/2012 0:06 64.2	7/10/2012 1:16 57.6	8/10/2012 2:26 58.4	9/10/2012 3:36 58.5	10/10/2012 4:46 57.8	11/10/2012 5:56 59.4
6/10/2012 0:11 65.6	7/10/2012 1:21 58.6	8/10/2012 2:31 58.6	9/10/2012 3:41 58.2	10/10/2012 4:51 58.8	11/10/2012 6:01 60.2
6/10/2012 0:16 63.7	7/10/2012 1:26 58.6	8/10/2012 2:36 58.7	9/10/2012 3:46 58.7	10/10/2012 4:56 59.6	11/10/2012 6:06 61.0
6/10/2012 0:21 63.5	7/10/2012 1:31 58.1	8/10/2012 2:41 58.5	9/10/2012 3:51 58.8	10/10/2012 5:01 58.9	11/10/2012 6:11 60.9
6/10/2012 0:26 63.5	7/10/2012 1:36 57.8	8/10/2012 2:46 58.2	9/10/2012 3:56 58.6	10/10/2012 5:06 59.3	11/10/2012 6:16 61.6
6/10/2012 0:31 62.7	7/10/2012 1:41 58.8	8/10/2012 2:51 57.7	9/10/2012 4:01 58.3	10/10/2012 5:11 59.5	11/10/2012 6:21 61.2
6/10/2012 0:36 62.2	7/10/2012 1:46 57.4	8/10/2012 2:56 58.2	9/10/2012 4:06 58.1	10/10/2012 5:16 60.0	11/10/2012 6:26 61.5
6/10/2012 0:41 62.6	7/10/2012 1:51 57.6	8/10/2012 3:01 58.5	9/10/2012 4:11 58.1	10/10/2012 5:21 59.2	11/10/2012 6:31 61.5
6/10/2012 0:46 61.2	7/10/2012 1:56 57.4	8/10/2012 3:06 58.6	9/10/2012 4:16 58.7	10/10/2012 5:26 60.3	11/10/2012 6:36 61.1
6/10/2012 0:51 62.5	7/10/2012 2:01 58.5	8/10/2012 3:11 57.9	9/10/2012 4:21 58.9	10/10/2012 5:31 59.2	11/10/2012 6:41 63.1
6/10/2012 0:56 61.8	7/10/2012 2:06 58.7	8/10/2012 3:16 58.2	9/10/2012 4:26 58.0	10/10/2012 5:36 59.4	11/10/2012 6:46 63.3
6/10/2012 1:01 62.0	7/10/2012 2:11 57.4	8/10/2012 3:21 57			

Real-time Noise Data RTN3 (Yu Lee Mo Fan Memorial School)

12/10/2012 1:21	59.5	13/10/2012 2:31	61.2	14/10/2012 3:41	54.9	15/10/2012 4:51	55.3	16/10/2012 6:01	62.3	17/10/2012 23:11	66.4
12/10/2012 1:26	60.0	13/10/2012 2:36	61.7	14/10/2012 3:46	53.9	15/10/2012 4:56	54.9	16/10/2012 6:06	63.3	17/10/2012 23:16	66.9
12/10/2012 1:31	59.5	13/10/2012 2:41	61.5	14/10/2012 3:51	55.1	15/10/2012 5:01	55.5	16/10/2012 6:11	63.7	17/10/2012 23:21	66.5
12/10/2012 1:36	59.2	13/10/2012 2:46	61.5	14/10/2012 3:56	54.6	15/10/2012 5:06	55.3	16/10/2012 6:16	64.6	17/10/2012 23:26	66.6
12/10/2012 1:41	59.4	13/10/2012 2:51	61.3	14/10/2012 4:01	54.8	15/10/2012 5:11	55.1	16/10/2012 6:21	64.8	17/10/2012 23:31	66.5
12/10/2012 1:46	59.4	13/10/2012 2:56	60.9	14/10/2012 4:06	55.3	15/10/2012 5:16	55.8	16/10/2012 6:26	65.5	17/10/2012 23:36	66.7
12/10/2012 1:51	59.6	13/10/2012 3:01	61.7	14/10/2012 4:11	53.7	15/10/2012 5:21	55.7	16/10/2012 6:31	65.5	17/10/2012 23:41	66.8
12/10/2012 1:56	59.4	13/10/2012 3:06	61.5	14/10/2012 4:16	54.8	15/10/2012 5:26	56.6	16/10/2012 6:36	66.1	17/10/2012 23:46	66.5
12/10/2012 2:01	59.2	13/10/2012 3:11	60.9	14/10/2012 4:21	53.5	15/10/2012 5:31	55.9	16/10/2012 6:41	67.0	17/10/2012 23:51	67.1
12/10/2012 2:06	58.7	13/10/2012 3:16	61.7	14/10/2012 4:26	56.5	15/10/2012 5:36	55.7	16/10/2012 6:46	66.4	17/10/2012 23:56	66.4
12/10/2012 2:11	59.2	13/10/2012 3:21	60.9	14/10/2012 4:31	54.4	15/10/2012 5:41	57.3	16/10/2012 6:51	66.6	18/10/2012 0:01	65.7
12/10/2012 2:16	58.9	13/10/2012 3:26	61.3	14/10/2012 4:36	54.3	15/10/2012 5:46	57.4	16/10/2012 6:56	67.1	18/10/2012 0:06	66.6
12/10/2012 2:21	59.5	13/10/2012 3:31	60.8	14/10/2012 4:41	55.0	15/10/2012 5:51	56.8	16/10/2012 7:01	66.4	18/10/2012 0:11	66.1
12/10/2012 2:26	58.6	13/10/2012 3:36	61.2	14/10/2012 4:46	54.3	15/10/2012 5:56	57.6	16/10/2012 7:06	66.7	18/10/2012 0:16	65.7
12/10/2012 2:31	59.2	13/10/2012 3:41	60.6	14/10/2012 4:51	55.3	15/10/2012 6:01	57.1	16/10/2012 7:11	66.7	18/10/2012 0:21	66.0
12/10/2012 2:36	58.7	13/10/2012 3:46	60.4	14/10/2012 4:56	54.9	15/10/2012 6:06	58.3	16/10/2012 7:16	66.1	18/10/2012 0:26	65.6
12/10/2012 2:41	58.4	13/10/2012 3:51	61.2	14/10/2012 5:01	55.6	15/10/2012 6:11	57.9	16/10/2012 7:21	66.9	18/10/2012 0:31	65.4
12/10/2012 2:46	58.6	13/10/2012 3:56	60.3	14/10/2012 5:06	55.5	15/10/2012 6:16	58.2	16/10/2012 7:26	66.0	18/10/2012 0:36	65.7
12/10/2012 2:51	58.3	13/10/2012 4:01	60.7	14/10/2012 5:11	55.8	15/10/2012 6:21	58.9	16/10/2012 7:31	66.4	18/10/2012 0:41	64.7
12/10/2012 2:56	58.5	13/10/2012 4:06	61.4	14/10/2012 5:16	55.1	15/10/2012 6:26	58.8	16/10/2012 7:36	66.2	18/10/2012 0:46	65.2
12/10/2012 3:01	57.7	13/10/2012 4:11	61.4	14/10/2012 5:21	55.3	15/10/2012 6:31	59.1	16/10/2012 7:41	65.9	18/10/2012 0:51	65.5
12/10/2012 3:06	57.9	13/10/2012 4:16	60.4	14/10/2012 5:26	56.0	15/10/2012 6:36	59.6	16/10/2012 7:46	65.7	18/10/2012 0:56	65.0
12/10/2012 3:11	58.4	13/10/2012 4:21	59.9	14/10/2012 5:31	56.3	15/10/2012 6:41	59.6	16/10/2012 7:51	66.1	18/10/2012 1:01	64.4
12/10/2012 3:16	58.2	13/10/2012 4:26	60.4	14/10/2012 5:36	57.9	15/10/2012 6:46	60.4	16/10/2012 7:56	66.1	18/10/2012 1:06	64.5
12/10/2012 3:21	57.9	13/10/2012 4:31	60.6	14/10/2012 5:41	56.3	15/10/2012 6:51	60.4	16/10/2012 8:01	65.5	18/10/2012 1:11	64.8
12/10/2012 3:26	58.8	13/10/2012 4:36	60.4	14/10/2012 5:46	56.5	15/10/2012 6:56	60.2	16/10/2012 8:06	65.0	18/10/2012 1:16	63.7
12/10/2012 3:31	58.4	13/10/2012 4:41	60.5	14/10/2012 5:51	56.8	15/10/2012 7:01	60.3	16/10/2012 8:11	65.8	18/10/2012 1:21	64.2
12/10/2012 3:36	57.9	13/10/2012 4:46	59.9	14/10/2012 5:56	58.4	15/10/2012 7:06	66.4	16/10/2012 8:16	65.3	18/10/2012 1:26	64.0
12/10/2012 3:41	57.6	13/10/2012 4:51	60.5	14/10/2012 6:01	57.2	15/10/2012 7:11	67.6	16/10/2012 8:21	65.2	18/10/2012 1:31	63.1
12/10/2012 3:46	60.7	13/10/2012 4:56	60.0	14/10/2012 6:06	57.9	15/10/2012 7:16	66.7	16/10/2012 8:26	65.0	18/10/2012 1:36	62.9
12/10/2012 3:51	57.3	13/10/2012 5:01	60.9	14/10/2012 6:11	57.5	15/10/2012 7:21	66.1	16/10/2012 8:31	65.6	18/10/2012 1:41	63.7
12/10/2012 3:56	57.9	13/10/2012 5:06	60.2	14/10/2012 6:16	57.9	15/10/2012 7:26	66.2	16/10/2012 8:36	65.3	18/10/2012 1:46	62.2
12/10/2012 4:01	57.7	13/10/2012 5:11	59.6	14/10/2012 6:21	58.5	15/10/2012 7:31	66.0	16/10/2012 8:41	64.3	18/10/2012 1:51	62.4
12/10/2012 4:06	57.4	13/10/2012 5:16	60.5	14/10/2012 6:26	58.1	15/10/2012 7:36	66.0	16/10/2012 8:46	64.6	18/10/2012 1:56	62.8
12/10/2012 4:11	57.5	13/10/2012 5:21	64.8	14/10/2012 6:31	58.4	15/10/2012 7:41	65.8	16/10/2012 8:51	64.9	18/10/2012 2:01	63.0
12/10/2012 4:16	57.5	13/10/2012 5:26	61.3	14/10/2012 6:36	59.5	15/10/2012 7:46	65.7	16/10/2012 8:56	64.1	18/10/2012 2:06	62.7
12/10/2012 4:21	57.9	13/10/2012 5:31	60.8	14/10/2012 6:41	60.4	15/10/2012 7:51	65.7	16/10/2012 9:01	63.9	18/10/2012 2:11	63.0
12/10/2012 4:26	58.3	13/10/2012 5:36	61.5	14/10/2012 6:46	60.0	15/10/2012 7:56	65.6	16/10/2012 9:06	64.0	18/10/2012 2:16	62.2
12/10/2012 4:31	57.6	13/10/2012 5:41	61.4	14/10/2012 6:51	60.1	16/10/2012 8:01	65.8	16/10/2012 9:11	64.1	18/10/2012 2:21	63.0
12/10/2012 4:36	57.3	13/10/2012 5:46	61.7	14/10/2012 6:56	60.0	16/10/2012 8:06	65.7	16/10/2012 9:16	63.7	18/10/2012 2:26	61.7
12/10/2012 4:41	57.3	13/10/2012 5:51	60.8	14/10/2012 7:01	59.5	16/10/2012 8:11	65.6	16/10/2012 9:21	63.6	18/10/2012 2:31	61.9
12/10/2012 4:46	58.4	13/10/2012 5:56	61.8	14/10/2012 7:06	59.6	16/10/2012 8:16	65.3	16/10/2012 9:26	63.0	18/10/2012 2:36	61.9
12/10/2012 4:51	58.3	13/10/2012 6:01	61.8	14/10/2012 7:11	60.0	16/10/2012 8:21	65.4	16/10/2012 9:31	62.9	18/10/2012 2:41	61.3
12/10/2012 4:56	57.9	13/10/2012 6:06	61.7	14/10/2012 7:16	58.9	16/10/2012 8:26	65.3	16/10/2012 9:36	62.8	18/10/2012 2:46	60.9
12/10/2012 5:01	58.6	13/10/2012 6:11	61.6	14/10/2012 7:21	59.4	16/10/2012 8:31	65.5	16/10/2012 9:41	63.5	18/10/2012 2:51	61.7
12/10/2012 5:06	58.3	13/10/2012 6:16	61.8	14/10/2012 7:26	59.2	16/10/2012 8:36	64.8	16/10/2012 9:46	62.5	18/10/2012 2:56	60.7
12/10/2012 5:11	58.3	13/10/2012 6:21	63.5	14/10/2012 7:31	59.3	16/10/2012 8:41	64.7	16/10/2012 9:51	62.1	18/10/2012 3:01	62.0
12/10/2012 5:16	59.4	13/10/2012 6:26	63.4	14/10/2012 7:36	59.1	16/10/2012 8:46	63.7	16/10/2012 9:56	62.8	18/10/2012 3:06	62.2
12/10/2012 5:21	59.2	13/10/2012 6:31	63.1	14/10/2012 7:41	58.2	16/10/2012 8:51	63.6	16/10/2012 10:01	62.4	18/10/2012 3:11	61.7
12/10/2012 5:26	58.7	13/10/2012 6:36	63.0	14/10/2012 7:46	58.5	16/10/2012 8:56	64.1	16/10/2012 10:06	61.6	18/10/2012 3:16	61.0
12/10/2012 5:31	58.5	13/10/2012 6:41	61.8	14/10/2012 7:51	58.9	16/10/2012 9:01	63.8	16/10/2012 10:11	63.8	18/10/2012 3:21	61.8
12/10/2012 5:36	58.4	13/10/2012 6:46	61.7	14/10/2012 7:56	58.7	16/10/2012 9:06	62.8	16/10/2012 10:16	62.3	18/10/2012 3:26	61.2
12/10/2012 5:41	59.0	13/10/2012 6:51	61.8	15/10/2012 8:01	59.3	16/10/2012 9:11	63.2	16/10/2012 10:21	61.7	18/10/2012 3:31	61.3
12/10/2012 5:46	59.5	13/10/2012 6:56	63.0	15/10/2012 8:06	58.7	16/10/2012 9:16	62.9	16/10/2012 10:26	60.9	18/10/2012 3:36	60.4
12/10/2012 5:51	59.7	13/10/2012 7:01	61.8	15/10/2012 8:11	58.3	16/10/2012 9:21	62.6	16/10/2012 10:31	61.9	18/10/2012 3:41	59.0
12/10/2012 5:56	59.7	13/10/2012 7:06	61.7	15/10/2012 8:16	59.1	16/10/2012 9:26	63.9	16/10/2012 10:36	61.2	18/10/2012 3:46	60.1
12/10/2012 6:01	59.4	13/10/2012 7:11	61.5	15/10/2012 8:21	58.5	16/10/2012 9:31	62.7	16/10/2012 10:41	62.4	18/10/2012 3:51	61.4
12/10/2012 6:06	60.2	13/10/2012 7:16	61.7	15/10/2012 8:26	58.6	16/10/2012 9:36	62.0	16/10/2012 10:46	61.4	18/10/2012 3:56	59.9
12/10/2012 6:11	61.0	13/10/2012 7:21	61.8	15/10/2012 8:31	59.1	16/10/2012 9:41	62.8	16/10/2012 10:51	61.3	18/10/2012 4:01	61.4
12/10/2012 6:16	60.9	13/10/2012 7:26	61.9	15/10/2012 8:36	58.2	16/10/2012 9:46	62.2	16/10/2012 10:56	60.9	18/10/2012 4:06	61.5
12/10/2012 6:21	61.6	13/10/2012 7:31	61.5	15/10/2012 8:41	57.4	16/10/2012 9:51	64.7	16/10/2012 11:01	64.7	18/10/2012 4:11	61.4
12/10/2012 6:26	61.2	13/10/2012 7:36	61.4	15/10/2012 8:46	57.2	16/10/2012 9:56	61.0	16/10/2012 11:06	62.4	18/10/2012 4:16	62.0
12/10/2012 6:31	61.5	13/10/2012 7:41	61.5	15/10/2012 8:51	57.5	16/10/2012 10:01	61.8	16/10/2012 11:11	61.8	18/10/2012 4:21	60.7
12/10/2012 6:36	61.5	13/10/2012 7:46	61.8	15/10/2012 8:56	57.6	16/10/2012 10:06	62.2	16/10/2012 11:16	61.4	18/10/2012 4:26	60.9
12/10/2012 6:41	61.7	13/10/2012 7:51	61.7	15/10/2012 9:01	57.4	16/10/2012 10:11	61.8	16/10/2012 11:21	61.8	18/10/2012 4:31	59.9
12/10/2012 6:46	63.1	13/10/2012 7:56	61.8	15/10/2012 9:06	56.4	16/10/2012 10:16	61.1	16/10/2012 11:26	61.0	18/10/2012 4:36	60.9
12/10/2012 6:51	63.3	14/10/2012 8:01	58.9	15/10/2012 9:11	57.6	16/10/2012 10:21	61.7	16/10/2012 11:31	60.2	18/10/2012 4:41	61.6
12/10/2012 6:56	63.3	14/10/2012 8:06	58.5	15/10/2012 9:16	56.9	16/10/2012 10:26	61.3	16/10/2012 11:36	60.0	18/10/2012 4:46	61.0
12/10/2012 7:01	62.8	14/10/2012 8:11	58.7	15/10/2012 9:21	56.7						

Real-time Noise Data RTN3 (Yu Lee Mo Fan Memorial School)

19/10/2012 0:21	65.7	20/10/2012 1:31	64.6	21/10/2012 2:41	63.3	22/10/2012 3:51	60.7	23/10/2012 5:01	62.9	24/10/2012 6:11	64.2
19/10/2012 0:26	65.6	20/10/2012 1:36	64.9	21/10/2012 2:46	63.8	22/10/2012 3:56	59.3	23/10/2012 5:06	63.0	24/10/2012 6:16	64.4
19/10/2012 0:31	65.9	20/10/2012 1:41	64.3	21/10/2012 2:51	63.3	22/10/2012 4:01	59.9	23/10/2012 5:11	62.5	24/10/2012 6:21	64.1
19/10/2012 0:36	65.6	20/10/2012 1:46	65.6	21/10/2012 2:56	63.5	22/10/2012 4:06	60.0	23/10/2012 5:16	62.9	24/10/2012 6:26	65.0
19/10/2012 0:41	64.6	20/10/2012 1:51	64.6	21/10/2012 3:01	62.7	22/10/2012 4:11	58.8	23/10/2012 5:21	62.6	24/10/2012 6:31	64.7
19/10/2012 0:46	65.3	20/10/2012 1:56	64.4	21/10/2012 3:06	62.9	22/10/2012 4:16	60.1	23/10/2012 5:26	62.6	24/10/2012 6:36	66.0
19/10/2012 0:51	64.6	20/10/2012 2:01	64.8	21/10/2012 3:11	63.0	22/10/2012 4:21	58.7	23/10/2012 5:31	62.8	24/10/2012 6:41	65.8
19/10/2012 0:56	65.1	20/10/2012 2:06	63.2	21/10/2012 3:16	62.5	22/10/2012 4:26	58.6	23/10/2012 5:36	63.4	24/10/2012 6:46	66.4
19/10/2012 1:01	63.7	20/10/2012 2:11	64.2	21/10/2012 3:21	62.8	22/10/2012 4:31	59.9	23/10/2012 5:41	62.6	24/10/2012 6:51	67.1
19/10/2012 1:06	64.1	20/10/2012 2:16	64.0	21/10/2012 3:26	63.0	22/10/2012 4:36	59.8	23/10/2012 5:46	63.3	24/10/2012 6:56	67.6
19/10/2012 1:11	63.8	20/10/2012 2:21	63.9	21/10/2012 3:31	62.8	22/10/2012 4:41	59.8	23/10/2012 5:51	63.0	24/10/2012 7:01	66.3
19/10/2012 1:16	64.3	20/10/2012 2:26	63.5	21/10/2012 3:36	62.7	22/10/2012 4:46	60.2	23/10/2012 5:56	63.0	24/10/2012 7:06	66.0
19/10/2012 1:21	64.0	20/10/2012 2:31	63.4	21/10/2012 3:41	62.7	22/10/2012 4:51	60.3	23/10/2012 6:01	63.6	24/10/2012 7:11	66.5
19/10/2012 1:26	64.0	20/10/2012 2:36	63.4	21/10/2012 3:46	64.5	22/10/2012 4:56	59.9	23/10/2012 6:06	63.5	24/10/2012 7:16	65.6
19/10/2012 1:31	63.3	20/10/2012 2:41	64.1	21/10/2012 3:51	62.5	22/10/2012 5:01	60.7	23/10/2012 6:11	63.7	24/10/2012 7:21	66.1
19/10/2012 1:36	63.4	20/10/2012 2:46	63.4	21/10/2012 3:56	62.7	22/10/2012 5:06	61.8	23/10/2012 6:16	63.6	24/10/2012 7:26	66.5
19/10/2012 1:41	63.6	20/10/2012 2:51	63.3	21/10/2012 4:01	62.5	22/10/2012 5:11	62.9	23/10/2012 6:21	64.0	24/10/2012 7:31	66.4
19/10/2012 1:46	63.2	20/10/2012 2:56	63.6	21/10/2012 4:06	62.3	22/10/2012 5:16	60.5	23/10/2012 6:26	63.6	24/10/2012 7:36	66.2
19/10/2012 1:51	62.9	20/10/2012 3:01	63.5	21/10/2012 4:11	64.4	22/10/2012 5:21	61.4	23/10/2012 6:31	65.2	24/10/2012 7:41	65.9
19/10/2012 1:56	63.7	20/10/2012 3:06	63.9	21/10/2012 4:16	62.5	22/10/2012 5:26	62.6	23/10/2012 6:36	64.8	24/10/2012 7:46	66.0
19/10/2012 2:01	62.5	20/10/2012 3:11	62.7	21/10/2012 4:21	62.3	22/10/2012 5:31	61.0	23/10/2012 6:41	65.8	24/10/2012 7:51	67.1
19/10/2012 2:06	62.7	20/10/2012 3:16	63.0	21/10/2012 4:26	62.0	22/10/2012 5:36	61.2	23/10/2012 6:46	65.7	24/10/2012 7:56	65.5
19/10/2012 2:11	62.4	20/10/2012 3:21	63.1	21/10/2012 4:31	61.8	22/10/2012 5:41	62.2	23/10/2012 6:51	65.6	25/10/2012 0:01	66.2
19/10/2012 2:16	62.9	20/10/2012 3:26	62.5	21/10/2012 4:36	62.6	22/10/2012 5:46	62.7	23/10/2012 6:56	65.7	25/10/2012 0:06	66.0
19/10/2012 2:21	63.2	20/10/2012 3:31	61.9	21/10/2012 4:41	62.8	22/10/2012 5:51	62.3	23/10/2012 7:01	65.8	25/10/2012 0:11	66.5
19/10/2012 2:26	62.4	20/10/2012 3:36	62.0	21/10/2012 4:46	62.1	22/10/2012 5:56	63.9	23/10/2012 7:06	65.6	25/10/2012 0:16	65.5
19/10/2012 2:31	62.7	20/10/2012 3:41	62.8	21/10/2012 4:51	62.2	22/10/2012 6:01	64.2	23/10/2012 7:11	66.3	25/10/2012 0:21	65.4
19/10/2012 2:36	62.7	20/10/2012 3:46	63.0	21/10/2012 4:56	61.9	22/10/2012 6:06	62.9	23/10/2012 7:16	65.6	25/10/2012 0:26	65.8
19/10/2012 2:41	61.7	20/10/2012 3:51	62.3	21/10/2012 5:01	64.5	22/10/2012 6:11	63.5	23/10/2012 7:21	65.2	25/10/2012 0:31	67.2
19/10/2012 2:46	61.1	20/10/2012 3:56	62.7	21/10/2012 5:06	62.3	22/10/2012 6:16	63.7	23/10/2012 7:26	65.5	25/10/2012 0:36	66.5
19/10/2012 2:51	61.8	20/10/2012 4:01	61.9	21/10/2012 5:11	62.6	22/10/2012 6:21	65.1	23/10/2012 7:31	65.0	25/10/2012 0:41	65.2
19/10/2012 2:56	61.7	20/10/2012 4:06	62.0	21/10/2012 5:16	62.3	22/10/2012 6:26	65.9	23/10/2012 7:36	65.3	25/10/2012 0:46	64.1
19/10/2012 3:01	61.7	20/10/2012 4:11	62.8	21/10/2012 5:21	62.4	22/10/2012 6:31	65.3	23/10/2012 7:41	65.9	25/10/2012 0:51	65.9
19/10/2012 3:06	61.4	20/10/2012 4:16	62.0	21/10/2012 5:26	62.8	22/10/2012 6:36	65.5	23/10/2012 7:46	65.3	25/10/2012 0:56	64.3
19/10/2012 3:11	61.6	20/10/2012 4:21	62.2	21/10/2012 5:31	63.4	22/10/2012 6:41	63.1	23/10/2012 7:51	64.8	25/10/2012 1:01	64.5
19/10/2012 3:16	61.2	20/10/2012 4:26	62.4	21/10/2012 5:36	62.3	22/10/2012 6:46	66.9	23/10/2012 7:56	64.9	25/10/2012 1:06	64.0
19/10/2012 3:21	61.5	20/10/2012 4:31	61.5	21/10/2012 5:41	63.1	22/10/2012 6:51	66.8	24/10/2012 0:01	64.9	25/10/2012 1:11	63.6
19/10/2012 3:26	60.2	20/10/2012 4:36	62.2	21/10/2012 5:46	63.4	22/10/2012 6:56	67.2	24/10/2012 0:06	65.2	25/10/2012 1:16	64.4
19/10/2012 3:31	60.4	20/10/2012 4:41	62.6	21/10/2012 5:51	65.5	22/10/2012 7:01	66.5	24/10/2012 0:11	65.5	25/10/2012 1:21	63.3
19/10/2012 3:36	61.8	20/10/2012 4:46	63.6	21/10/2012 5:56	64.0	22/10/2012 7:06	66.8	24/10/2012 0:16	64.9	25/10/2012 1:26	63.7
19/10/2012 3:41	61.1	20/10/2012 4:51	62.8	21/10/2012 6:01	63.4	22/10/2012 7:11	66.1	24/10/2012 0:21	65.3	25/10/2012 1:31	63.0
19/10/2012 3:46	61.2	20/10/2012 4:56	61.4	21/10/2012 6:06	63.2	22/10/2012 7:16	66.5	24/10/2012 0:26	64.6	25/10/2012 1:36	62.4
19/10/2012 3:51	61.8	20/10/2012 5:01	62.2	21/10/2012 6:11	63.7	22/10/2012 7:21	66.3	24/10/2012 0:31	64.1	25/10/2012 1:41	62.3
19/10/2012 3:56	60.2	20/10/2012 5:06	62.5	21/10/2012 6:16	64.1	22/10/2012 7:26	66.3	24/10/2012 0:36	64.7	25/10/2012 1:46	63.8
19/10/2012 4:01	60.8	20/10/2012 5:11	63.3	21/10/2012 6:21	63.9	22/10/2012 7:31	66.5	24/10/2012 0:41	63.9	25/10/2012 1:51	63.7
19/10/2012 4:06	61.5	20/10/2012 5:16	62.8	21/10/2012 6:26	64.1	22/10/2012 7:36	65.7	24/10/2012 0:46	63.7	25/10/2012 1:56	63.0
19/10/2012 4:11	60.4	20/10/2012 5:21	63.1	21/10/2012 6:31	64.4	22/10/2012 7:41	66.2	24/10/2012 0:51	64.6	25/10/2012 2:01	62.5
19/10/2012 4:16	60.5	20/10/2012 5:26	63.2	21/10/2012 6:36	64.7	22/10/2012 7:46	66.2	24/10/2012 0:56	63.4	25/10/2012 2:06	62.1
19/10/2012 4:21	59.9	20/10/2012 5:31	62.9	21/10/2012 6:41	65.9	22/10/2012 7:51	66.0	24/10/2012 1:01	63.7	25/10/2012 2:11	62.6
19/10/2012 4:26	59.3	20/10/2012 5:36	62.6	21/10/2012 6:46	65.3	22/10/2012 7:56	66.1	24/10/2012 1:06	62.7	25/10/2012 2:16	61.9
19/10/2012 4:31	59.9	20/10/2012 5:41	62.7	21/10/2012 6:51	65.3	23/10/2012 0:01	65.5	24/10/2012 1:11	62.8	25/10/2012 2:21	61.3
19/10/2012 4:36	61.3	20/10/2012 5:46	63.7	21/10/2012 6:56	65.5	23/10/2012 0:06	66.4	24/10/2012 1:16	62.7	25/10/2012 2:26	62.5
19/10/2012 4:41	63.9	20/10/2012 5:51	63.3	21/10/2012 7:01	65.7	23/10/2012 0:11	66.1	24/10/2012 1:21	62.3	25/10/2012 2:31	61.7
19/10/2012 4:46	60.7	20/10/2012 5:56	64.1	21/10/2012 7:06	66.3	23/10/2012 0:16	66.0	24/10/2012 1:26	62.4	25/10/2012 2:36	61.9
19/10/2012 4:51	61.3	20/10/2012 6:01	63.6	21/10/2012 7:11	66.3	23/10/2012 0:21	65.7	24/10/2012 1:31	62.5	25/10/2012 2:41	61.7
19/10/2012 4:56	61.3	20/10/2012 6:06	63.8	21/10/2012 7:16	65.9	23/10/2012 0:26	65.2	24/10/2012 1:36	61.8	25/10/2012 2:46	60.6
19/10/2012 5:01	60.8	20/10/2012 6:11	64.7	21/10/2012 7:21	65.6	23/10/2012 0:31	65.3	24/10/2012 1:41	62.2	25/10/2012 2:51	62.3
19/10/2012 5:06	61.2	20/10/2012 6:16	64.4	21/10/2012 7:26	66.4	23/10/2012 0:36	65.6	24/10/2012 1:46	62.1	25/10/2012 2:56	61.4
19/10/2012 5:11	62.4	20/10/2012 6:21	64.1	21/10/2012 7:31	65.7	23/10/2012 0:41	65.3	24/10/2012 1:51	62.4	25/10/2012 3:01	61.7
19/10/2012 5:16	61.5	20/10/2012 6:26	65.6	21/10/2012 7:36	65.4	23/10/2012 0:46	65.2	24/10/2012 1:56	62.5	25/10/2012 3:06	60.9
19/10/2012 5:21	62.5	20/10/2012 6:31	64.8	21/10/2012 7:41	65.7	23/10/2012 0:51	64.7	24/10/2012 2:01	63.0	25/10/2012 3:11	61.4
19/10/2012 5:26	61.5	20/10/2012 6:36	64.2	21/10/2012 7:46	65.8	23/10/2012 0:56	64.5	24/10/2012 2:06	61.3	25/10/2012 3:16	61.6
19/10/2012 5:31	62.6	20/10/2012 6:41	66.2	21/10/2012 7:51	65.5	23/10/2012 1:01	65.2	24/10/2012 2:11	61.2	25/10/2012 3:21	61.5
19/10/2012 5:36	62.4	20/10/2012 6:46	65.7	21/10/2012 7:56	65.3	23/10/2012 1:06	64.9	24/10/2012 2:16	60.6	25/10/2012 3:26	60.2
19/10/2012 5:41	62.1	20/10/2012 6:51	65.5	22/10/2012 0:01	65.3	23/10/2012 1:11	64.9	24/10/2012 2:21	60.6	25/10/2012 3:31	60.2
19/10/2012 5:46	63.1	20/10/2012 6:56	66.6	22/10/2012 0:06	65.4	23/10/2012 1:16	65.1	24/10/2012 2:26	62.3	25/10/2012 3:36	61.2
19/10/2012 5:51	63.7	20/10/2012 7:01	66.2	22/10/2012 0:11	64.8	23/10/2012 1:21	64.0	24/10/2012 2:31	60.9	25/10/2012 3:41	60.8
19/10/2012 5:56	62.9	20/10/2012 7:06	66.3	22/10/2012 0:16	65.5	23/10/2012 1:26	63.9	24/10/2012 2:36	60.2	25/10/2012 3:46	59.7
19/10/2012 6:01	63.1	20/10/2012 7:11	66.6	22/10/2012 0:21	65.7	23/10/2012 1:31	63.1	24/1			

Real-time Noise Data RTN3 (Yu Lee Mo Fan Memorial School)

25/10/2012 23:21	66.8	27/10/2012 0:31	66.0
25/10/2012 23:26	66.2	27/10/2012 0:36	66.4
25/10/2012 23:31	66.6	27/10/2012 0:41	66.2
25/10/2012 23:36	66.2	27/10/2012 0:46	66.5
25/10/2012 23:41	66.4	27/10/2012 0:51	65.7
25/10/2012 23:46	65.9	27/10/2012 0:56	66.1
25/10/2012 23:51	65.9	27/10/2012 1:01	65.6
25/10/2012 23:56	66.9	27/10/2012 1:06	65.2
26/10/2012 0:01	66.6	27/10/2012 1:11	65.6
26/10/2012 0:06	65.8	27/10/2012 1:16	65.5
26/10/2012 0:11	65.6	27/10/2012 1:21	64.2
26/10/2012 0:16	66.2	27/10/2012 1:26	64.4
26/10/2012 0:21	66.9	27/10/2012 1:31	64.8
26/10/2012 0:26	65.2	27/10/2012 1:36	64.4
26/10/2012 0:31	66.0	27/10/2012 1:41	64.7
26/10/2012 0:36	65.3	27/10/2012 1:46	63.9
26/10/2012 0:41	65.0	27/10/2012 1:51	64.9
26/10/2012 0:46	65.3	27/10/2012 1:56	64.7
26/10/2012 0:51	64.9	27/10/2012 2:01	64.8
26/10/2012 0:56	64.6	27/10/2012 2:06	64.8
26/10/2012 1:01	64.8	27/10/2012 2:11	64.9
26/10/2012 1:06	64.4	27/10/2012 2:16	65.0
26/10/2012 1:11	64.6	27/10/2012 2:21	64.7
26/10/2012 1:16	64.5	27/10/2012 2:26	64.3
26/10/2012 1:21	64.9	27/10/2012 2:31	64.7
26/10/2012 1:26	64.6	27/10/2012 2:36	64.5
26/10/2012 1:31	63.6	27/10/2012 2:41	64.3
26/10/2012 1:36	64.0	27/10/2012 2:46	64.3
26/10/2012 1:41	62.9	27/10/2012 2:51	64.3
26/10/2012 1:46	63.0	27/10/2012 2:56	64.3
26/10/2012 1:51	63.0	27/10/2012 3:01	64.0
26/10/2012 1:56	62.9	27/10/2012 3:06	63.7
26/10/2012 2:01	63.4	27/10/2012 3:11	63.8
26/10/2012 2:06	62.0	27/10/2012 3:16	63.7
26/10/2012 2:11	63.8	27/10/2012 3:21	64.1
26/10/2012 2:16	62.5	27/10/2012 3:26	64.3
26/10/2012 2:21	62.7	27/10/2012 3:31	63.6
26/10/2012 2:26	62.7	27/10/2012 3:36	63.6
26/10/2012 2:31	61.8	27/10/2012 3:41	63.6
26/10/2012 2:36	62.8	27/10/2012 3:46	64.4
26/10/2012 2:41	61.5	27/10/2012 3:51	63.3
26/10/2012 2:46	62.3	27/10/2012 3:56	63.8
26/10/2012 2:51	61.5	27/10/2012 4:01	63.6
26/10/2012 2:56	62.3	27/10/2012 4:06	62.8
26/10/2012 3:01	61.3	27/10/2012 4:11	64.1
26/10/2012 3:06	60.2	27/10/2012 4:16	62.8
26/10/2012 3:11	62.2	27/10/2012 4:21	63.3
26/10/2012 3:16	61.8	27/10/2012 4:26	62.1
26/10/2012 3:21	61.7	27/10/2012 4:31	61.9
26/10/2012 3:26	59.7	27/10/2012 4:36	63.2
26/10/2012 3:31	60.9	27/10/2012 4:41	63.4
26/10/2012 3:36	61.1	27/10/2012 4:46	62.7
26/10/2012 3:41	61.9	27/10/2012 4:51	63.0
26/10/2012 3:46	61.2	27/10/2012 4:56	63.3
26/10/2012 3:51	61.0	27/10/2012 5:01	62.9
26/10/2012 3:56	61.1	27/10/2012 5:06	63.4
26/10/2012 4:01	58.8	27/10/2012 5:11	62.9
26/10/2012 4:06	60.7	27/10/2012 5:16	61.8
26/10/2012 4:11	60.5	27/10/2012 5:21	63.9
26/10/2012 4:16	60.6	27/10/2012 5:26	62.3
26/10/2012 4:21	60.0	27/10/2012 5:31	63.5
26/10/2012 4:26	60.5	27/10/2012 5:36	64.0
26/10/2012 4:31	60.5	27/10/2012 5:41	62.9
26/10/2012 4:36	59.5	27/10/2012 5:46	63.9
26/10/2012 4:41	61.4	27/10/2012 5:51	64.3
26/10/2012 4:46	61.4	27/10/2012 5:56	64.3
26/10/2012 4:51	61.1	27/10/2012 6:01	63.4
26/10/2012 4:56	62.9	27/10/2012 6:06	64.0
26/10/2012 5:01	61.2	27/10/2012 6:11	64.7
26/10/2012 5:06	62.3	27/10/2012 6:16	65.1
26/10/2012 5:11	61.6	27/10/2012 6:21	64.8
26/10/2012 5:16	62.5	27/10/2012 6:26	65.6
26/10/2012 5:21	62.3	27/10/2012 6:31	65.7
26/10/2012 5:26	62.1	27/10/2012 6:36	64.9
26/10/2012 5:31	61.3	27/10/2012 6:41	67.0
26/10/2012 5:36	63.4	27/10/2012 6:46	66.1
26/10/2012 5:41	62.2	27/10/2012 6:51	66.3
26/10/2012 5:46	62.0	27/10/2012 6:56	66.8
26/10/2012 5:51	63.6	27/10/2012 23:01	67.0
26/10/2012 5:56	63.7	27/10/2012 23:06	67.0
26/10/2012 6:01	62.6	27/10/2012 23:11	67.5
26/10/2012 6:06	63.5	27/10/2012 23:16	66.7
26/10/2012 6:11	63.6	27/10/2012 23:21	67.0
26/10/2012 6:16	64.1	27/10/2012 23:26	66.5
26/10/2012 6:21	64.0	27/10/2012 23:31	66.7
26/10/2012 6:26	66.4	27/10/2012 23:36	66.7
26/10/2012 6:31	66.1	27/10/2012 23:41	67.3
26/10/2012 6:36	65.7	27/10/2012 23:46	66.5
26/10/2012 6:41	65.8	27/10/2012 23:51	67.2
26/10/2012 6:46	66.9	27/10/2012 23:56	66.8
26/10/2012 6:51	66.6		
26/10/2012 6:56	67.0		
26/10/2012 23:01	67.3		
26/10/2012 23:06	67.0		
26/10/2012 23:11	67.9		
26/10/2012 23:16	67.5		
26/10/2012 23:21	67.4		
26/10/2012 23:26	67.3		
26/10/2012 23:31	67.4		
26/10/2012 23:36	67.0		
26/10/2012 23:41	67.1		
26/10/2012 23:46	66.9		
26/10/2012 23:51	67.0		
26/10/2012 23:56	67.4		
27/10/2012 0:01	67.1		
27/10/2012 0:06	66.2		
27/10/2012 0:11	66.9		
27/10/2012 0:16	67.0		
27/10/2012 0:21	66.5		
27/10/2012 0:26	66.3		

Real-time Noise Data	RTN1 (Food and Environmental Hygiene Department Depot)									
Normal Day 07:00-19:00	2/11/2012 12:31	65.2	8/11/2012 8:01	67.1	13/11/2012 13:31	67.6	19/11/2012 8:01	65.0	23/11/2012 14:31	69.0
29/10/2012 7:01	2/11/2012 13:01	67.5	8/11/2012 8:31	67.2	13/11/2012 14:01	67.4	19/11/2012 8:31	65.8	23/11/2012 15:01	71.0
29/10/2012 7:31	2/11/2012 13:31	67.3	8/11/2012 9:01	67.6	13/11/2012 14:31	67.2	19/11/2012 9:01	66.3	23/11/2012 15:31	70.3
29/10/2012 8:01	2/11/2012 14:01	67.3	8/11/2012 9:31	69.0	13/11/2012 15:01	67.0	19/11/2012 9:31	67.4	23/11/2012 16:01	70.0
29/10/2012 8:31	2/11/2012 14:31	67.2	8/11/2012 10:01	70.0	13/11/2012 15:31	66.2	19/11/2012 10:01	69.3	23/11/2012 16:31	68.4
29/10/2012 9:01	2/11/2012 15:01	67.5	8/11/2012 10:31	70.1	13/11/2012 16:01	66.8	19/11/2012 10:31	68.5	23/11/2012 17:01	67.5
29/10/2012 9:31	2/11/2012 15:31	66.9	8/11/2012 11:01	68.9	13/11/2012 16:31	67.7	19/11/2012 11:01	67.7	23/11/2012 17:31	67.1
29/10/2012 10:01	2/11/2012 16:01	67.4	8/11/2012 11:31	66.2	13/11/2012 17:01	68.0	19/11/2012 11:31	66.4	23/11/2012 18:01	67.0
29/10/2012 10:31	2/11/2012 16:31	67.1	8/11/2012 12:01	64.3	13/11/2012 17:31	65.7	19/11/2012 12:01	64.6	23/11/2012 18:31	66.4
29/10/2012 11:01	2/11/2012 17:01	66.8	8/11/2012 12:31	65.8	13/11/2012 18:01	64.4	19/11/2012 12:31	66.0	24/11/2012 7:01	63.2
29/10/2012 11:31	2/11/2012 17:31	65.5	8/11/2012 13:01	68.4	13/11/2012 18:31	62.8	19/11/2012 13:01	68.4	24/11/2012 7:31	66.4
29/10/2012 12:01	2/11/2012 18:01	65.3	8/11/2012 13:31	69.2	14/11/2012 7:01	62.6	19/11/2012 13:31	69.6	24/11/2012 8:01	68.4
29/10/2012 12:31	2/11/2012 18:31	64.6	8/11/2012 14:01	68.7	14/11/2012 7:31	63.2	19/11/2012 14:01	68.8	24/11/2012 8:31	68.0
29/10/2012 13:01	3/11/2012 17:01	63.2	8/11/2012 14:31	69.3	14/11/2012 8:01	64.3	19/11/2012 14:31	68.5	24/11/2012 9:01	69.1
29/10/2012 13:31	3/11/2012 17:31	64.0	8/11/2012 15:01	68.9	14/11/2012 8:31	64.7	19/11/2012 15:01	68.3	24/11/2012 9:31	70.5
29/10/2012 14:01	3/11/2012 18:01	68.3	8/11/2012 15:31	66.7	14/11/2012 9:01	65.8	19/11/2012 15:31	67.4	24/11/2012 10:01	69.8
29/10/2012 14:31	3/11/2012 18:31	70.1	8/11/2012 16:01	68.4	14/11/2012 9:31	65.3	19/11/2012 16:01	68.9	24/11/2012 10:31	71.5
29/10/2012 15:01	3/11/2012 19:01	68.6	8/11/2012 16:31	69.3	14/11/2012 10:01	65.6	19/11/2012 16:31	68.1	24/11/2012 11:01	71.2
29/10/2012 15:31	3/11/2012 19:31	68.3	8/11/2012 17:01	67.2	14/11/2012 10:31	65.5	19/11/2012 17:01	67.6	24/11/2012 11:31	68.3
29/10/2012 16:01	3/11/2012 20:01	69.0	8/11/2012 17:31	65.3	14/11/2012 11:01	65.1	19/11/2012 17:31	67.1	24/11/2012 12:01	66.2
29/10/2012 16:31	3/11/2012 20:31	69.1	8/11/2012 18:01	65.1	14/11/2012 11:31	64.1	19/11/2012 18:01	66.2	24/11/2012 12:31	66.5
29/10/2012 17:01	3/11/2012 21:01	68.9	8/11/2012 18:31	63.1	14/11/2012 12:01	63.3	19/11/2012 18:31	64.4	24/11/2012 13:01	68.9
29/10/2012 17:31	3/11/2012 21:31	66.3	8/11/2012 19:01	62.9	14/11/2012 12:31	63.7	20/11/2012 7:01	64.5	24/11/2012 13:31	69.1
29/10/2012 18:01	3/11/2012 22:01	63.9	8/11/2012 19:31	63.0	14/11/2012 13:01	66.5	20/11/2012 7:31	66.8	24/11/2012 14:01	69.1
29/10/2012 18:31	3/11/2012 22:31	65.2	9/11/2012 7:01	63.1	14/11/2012 13:31	67.4	20/11/2012 8:01	67.2	24/11/2012 14:31	68.8
29/10/2012 19:01	3/11/2012 23:01	68.3	9/11/2012 7:31	65.1	14/11/2012 14:01	67.3	20/11/2012 8:31	68.5	24/11/2012 15:01	68.8
30/10/2012 7:01	3/11/2012 23:31	69.2	9/11/2012 8:01	65.5	14/11/2012 14:31	67.1	20/11/2012 9:01	67.8	24/11/2012 15:31	67.1
30/10/2012 7:31	3/11/2012 24:01	69.7	9/11/2012 8:31	67.1	14/11/2012 15:01	66.9	20/11/2012 9:31	68.7	24/11/2012 16:01	69.3
30/10/2012 8:01	3/11/2012 14:01	68.0	9/11/2012 9:01	68.7	14/11/2012 15:31	66.1	20/11/2012 10:01	70.5	24/11/2012 16:31	67.7
30/10/2012 8:31	3/11/2012 14:31	67.7	9/11/2012 9:31	69.5	14/11/2012 16:01	66.6	20/11/2012 10:31	69.8	24/11/2012 17:01	66.3
30/10/2012 9:01	3/11/2012 15:01	66.2	9/11/2012 10:01	69.4	14/11/2012 16:31	68.9	20/11/2012 11:01	69.1	24/11/2012 17:31	66.3
30/10/2012 9:31	3/11/2012 15:31	69.4	9/11/2012 10:31	69.3	14/11/2012 17:01	66.8	20/11/2012 11:31	67.9	24/11/2012 18:01	65.4
30/10/2012 10:01	3/11/2012 16:01	69.1	9/11/2012 11:01	68.1	14/11/2012 17:31	66.3	20/11/2012 12:01	65.3	24/11/2012 18:31	64.3
30/10/2012 10:31	3/11/2012 16:31	68.1	9/11/2012 11:31	67.4	14/11/2012 18:01	65.6	20/11/2012 12:31	67.0	26/11/2012 7:01	64.2
30/10/2012 11:01	3/11/2012 17:01	66.6	9/11/2012 12:01	63.7	14/11/2012 18:31	63.2	20/11/2012 13:01	69.4	26/11/2012 7:31	66.1
30/10/2012 11:31	3/11/2012 18:01	66.1	9/11/2012 12:31	65.8	15/11/2012 7:01	62.8	20/11/2012 13:31	70.7	26/11/2012 8:01	67.7
30/10/2012 12:01	3/11/2012 18:31	64.8	9/11/2012 13:01	68.5	15/11/2012 7:31	64.3	20/11/2012 14:01	70.1	26/11/2012 8:31	68.5
30/10/2012 12:31	5/11/2012 7:01	63.3	9/11/2012 13:31	69.4	15/11/2012 8:01	67.8	20/11/2012 14:31	69.7	26/11/2012 9:01	68.5
30/10/2012 13:01	5/11/2012 7:31	64.8	9/11/2012 14:01	68.8	15/11/2012 8:31	68.3	20/11/2012 15:01	69.2	26/11/2012 9:31	69.4
30/10/2012 13:31	5/11/2012 8:01	67.9	9/11/2012 14:31	68.2	15/11/2012 9:01	68.5	20/11/2012 15:31	68.6	26/11/2012 10:01	59.5
30/10/2012 14:01	5/11/2012 8:31	68.9	9/11/2012 15:01	67.9	15/11/2012 9:31	66.3	20/11/2012 16:01	70.2	26/11/2012 10:31	71.1
30/10/2012 14:31	5/11/2012 9:01	68.4	9/11/2012 15:31	66.9	15/11/2012 10:01	67.1	20/11/2012 16:31	69.6	26/11/2012 11:01	69.5
30/10/2012 15:01	5/11/2012 9:31	69.4	9/11/2012 16:01	68.6	15/11/2012 10:31	68.9	20/11/2012 17:01	69.4	26/11/2012 11:31	68.2
30/10/2012 15:31	5/11/2012 10:01	69.2	9/11/2012 16:31	69.0	15/11/2012 11:01	69.4	20/11/2012 17:31	68.0	26/11/2012 12:01	66.1
30/10/2012 16:01	5/11/2012 10:31	68.3	9/11/2012 17:01	70.2	15/11/2012 11:31	71.8	20/11/2012 18:01	66.9	26/11/2012 12:31	68.2
30/10/2012 16:31	5/11/2012 11:01	70.5	9/11/2012 17:31	65.9	15/11/2012 12:01	64.0	20/11/2012 18:31	65.2	26/11/2012 13:01	70.3
30/10/2012 17:01	5/11/2012 11:31	65.9	9/11/2012 18:01	65.1	15/11/2012 12:31	66.2	21/11/2012 7:01	64.9	26/11/2012 13:31	72.0
30/10/2012 17:31	5/11/2012 12:01	64.4	9/11/2012 18:31	64.3	15/11/2012 13:01	68.2	21/11/2012 7:31	67.9	26/11/2012 14:01	70.9
30/10/2012 18:01	5/11/2012 12:31	64.3	10/11/2012 7:01	62.7	15/11/2012 13:31	69.5	21/11/2012 8:01	66.7	26/11/2012 14:31	70.7
30/10/2012 18:31	5/11/2012 13:01	66.7	10/11/2012 7:31	64.8	15/11/2012 14:01	71.6	21/11/2012 8:31	68.6	26/11/2012 15:01	69.7
31/10/2012 7:01	5/11/2012 13:31	68.1	10/11/2012 8:01	66.9	15/11/2012 14:31	71.2	21/11/2012 9:01	67.2	26/11/2012 15:31	68.9
31/10/2012 7:31	5/11/2012 14:01	68.0	10/11/2012 8:31	66.8	15/11/2012 15:01	72.5	21/11/2012 9:31	68.0	26/11/2012 16:01	71.2
31/10/2012 8:01	5/11/2012 14:31	71.0	10/11/2012 9:01	68.7	15/11/2012 15:31	68.0	21/11/2012 10:01	68.4	26/11/2012 16:31	70.7
31/10/2012 8:31	5/11/2012 15:01	67.9	10/11/2012 9:31	67.2	15/11/2012 16:01	67.9	21/11/2012 10:31	68.7	26/11/2012 17:01	69.9
31/10/2012 9:01	5/11/2012 15:31	67.1	10/11/2012 10:01	67.2	15/11/2012 16:31	68.4	21/11/2012 11:01	68.7	26/11/2012 17:31	68.8
31/10/2012 9:31	5/11/2012 16:01	68.2	10/11/2012 10:31	67.7	15/11/2012 17:01	67.8	21/11/2012 11:31	67.7	26/11/2012 18:01	67.7
31/10/2012 10:01	5/11/2012 16:31	68.4	10/11/2012 11:01	67.2	15/11/2012 17:31	65.9	21/11/2012 12:01	65.0	26/11/2012 18:31	65.2
31/10/2012 10:31	5/11/2012 17:01	67.6	10/11/2012 11:31	64.5	15/11/2012 18:01	63.1	21/11/2012 12:31	65.8	27/11/2012 7:01	64.9
31/10/2012 11:01	5/11/2012 17:31	66.1	10/11/2012 12:01	63.4	15/11/2012 18:31	62.4	21/11/2012 13:01	68.6	27/11/2012 7:31	67.9
31/10/2012 11:31	5/11/2012 18:01	64.5	10/11/2012 12:31	63.8	16/11/2012 7:01	62.6	21/11/2012 13:31	69.7	27/11/2012 8:01	66.7
31/10/2012 12:01	5/11/2012 18:31	64.3	10/11/2012 13:01	65.6	16/11/2012 7:31	64.6	21/11/2012 14:01	69.4	27/11/2012 8:31	68.6
31/10/2012 12:31	6/11/2012 7:01	63.5	10/11/2012 13:31	66.6	16/11/2012 8:01	68.6	21/11/2012 14:31	68.8	27/11/2012 9:01	67.2
31/10/2012 13:01	6/11/2012 7:31	65.0	10/11/2012 14:01	66.7	16/11/2012 8:31	68.8	21/11/2012 15:01	68.7	27/11/2012 9:31	68.0
31/10/2012 13:31	6/11/2012 8:01	67.3	10/11/2012 14:31	66.7	16/11/2012 9:01	68.9	21/11/2012 15:31	68.3	27/11/2012 10:01	68.4
31/10/2012 14:01	6/11/2012 8:31	69.1	10/11/2012 15:01	66.5	16/11/2012 9:31	67.7	21/11/2012 16:01	69.3	27/11/2012 10:31	68.7
31/10/2012 14:31	6/11/2012 9:01	70.1	10/11/2012 15:31	65.9	16/11/2012 10:01	68.1	21/11/2012 16:31	68.6	27/11/2012 11:01	68.7
31/10/2012 15:01	6/11/2012 9:3									

Real-time Noise Data RTN1 (Food and Environmental Hygiene Department Depot)

28/10/2012 8:56 64.7	28/10/2012 18:01 63.8	30/10/2012 19:06 63.4	1/11/2012 20:11 64.3	3/11/2012 21:16 63.1	4/11/2012 14:21 64.0
28/10/2012 9:01 65.0	28/10/2012 18:06 63.9	30/10/2012 19:11 63.4	1/11/2012 20:16 64.4	3/11/2012 21:21 63.0	4/11/2012 14:26 64.4
28/10/2012 9:06 64.9	28/10/2012 18:11 63.7	30/10/2012 19:16 61.5	1/11/2012 20:21 63.9	3/11/2012 21:26 62.8	4/11/2012 14:31 65.1
28/10/2012 9:11 65.1	28/10/2012 18:16 64.1	30/10/2012 19:21 61.5	1/11/2012 20:26 64.3	3/11/2012 21:31 62.3	4/11/2012 14:36 65.2
28/10/2012 9:16 65.9	28/10/2012 18:21 64.0	30/10/2012 19:26 61.9	1/11/2012 20:31 64.4	3/11/2012 21:36 62.5	4/11/2012 14:41 65.4
28/10/2012 9:21 64.8	28/10/2012 18:26 63.8	30/10/2012 19:31 61.8	1/11/2012 20:36 64.3	3/11/2012 21:41 62.2	4/11/2012 14:46 65.2
28/10/2012 9:26 65.2	28/10/2012 18:31 63.6	30/10/2012 19:36 61.1	1/11/2012 20:41 64.3	3/11/2012 21:46 63.3	4/11/2012 14:51 65.6
28/10/2012 9:31 65.3	28/10/2012 18:36 63.7	30/10/2012 19:41 61.6	1/11/2012 20:46 64.3	3/11/2012 21:51 62.9	4/11/2012 14:56 65.3
28/10/2012 9:36 65.5	28/10/2012 18:41 62.8	30/10/2012 19:46 61.5	1/11/2012 20:51 64.2	3/11/2012 21:56 62.3	4/11/2012 15:01 64.5
28/10/2012 9:41 64.7	28/10/2012 18:46 63.4	30/10/2012 19:51 62.0	1/11/2012 20:56 64.4	3/11/2012 22:01 62.1	4/11/2012 15:06 65.2
28/10/2012 9:46 65.5	28/10/2012 18:51 63.4	30/10/2012 19:56 62.3	1/11/2012 21:01 63.9	3/11/2012 22:06 63.3	4/11/2012 15:11 67.0
28/10/2012 9:51 64.6	28/10/2012 18:56 63.3	30/10/2012 20:01 62.0	1/11/2012 21:06 64.1	3/11/2012 22:11 62.9	4/11/2012 15:16 64.9
28/10/2012 9:56 64.5	28/10/2012 19:01 63.6	30/10/2012 20:06 63.2	1/11/2012 21:11 64.2	3/11/2012 22:16 61.6	4/11/2012 15:21 64.7
28/10/2012 10:01 65.2	28/10/2012 19:06 63.4	30/10/2012 20:11 62.8	1/11/2012 21:16 63.6	3/11/2012 22:21 62.2	4/11/2012 15:26 64.2
28/10/2012 10:06 64.9	28/10/2012 19:11 65.3	30/10/2012 20:16 63.3	1/11/2012 21:21 64.0	3/11/2012 22:26 61.9	4/11/2012 15:31 64.6
28/10/2012 10:11 64.3	28/10/2012 19:16 63.8	30/10/2012 20:21 63.7	1/11/2012 21:26 63.9	3/11/2012 22:31 61.4	4/11/2012 15:36 65.0
28/10/2012 10:16 66.4	28/10/2012 19:21 64.5	30/10/2012 20:26 63.6	1/11/2012 21:31 64.0	3/11/2012 22:36 61.6	4/11/2012 15:41 65.0
28/10/2012 10:21 66.3	28/10/2012 19:26 64.5	30/10/2012 20:31 64.2	1/11/2012 21:36 64.3	3/11/2012 22:41 62.0	4/11/2012 15:46 65.6
28/10/2012 10:26 65.9	28/10/2012 19:31 64.9	30/10/2012 20:36 63.7	1/11/2012 21:41 63.4	3/11/2012 22:46 62.5	4/11/2012 15:51 64.3
28/10/2012 10:31 66.9	28/10/2012 19:36 64.9	30/10/2012 20:41 63.2	1/11/2012 21:46 64.0	3/11/2012 22:51 61.8	4/11/2012 15:56 64.4
28/10/2012 10:36 65.7	28/10/2012 19:41 65.8	30/10/2012 20:46 63.8	1/11/2012 21:51 63.5	3/11/2012 22:56 61.3	4/11/2012 16:01 64.8
28/10/2012 10:41 65.5	28/10/2012 19:46 65.1	30/10/2012 20:51 64.1	1/11/2012 21:56 62.5	4/11/2012 7:01 60.8	4/11/2012 16:06 64.8
28/10/2012 10:46 66.3	28/10/2012 19:51 66.0	30/10/2012 20:56 64.3	1/11/2012 22:01 62.4	4/11/2012 7:06 62.2	4/11/2012 16:11 66.1
28/10/2012 10:51 66.2	28/10/2012 19:56 65.0	30/10/2012 21:01 64.0	1/11/2012 22:06 62.6	4/11/2012 7:11 61.9	4/11/2012 16:16 65.6
28/10/2012 10:56 66.6	28/10/2012 20:01 65.1	30/10/2012 21:06 64.1	1/11/2012 22:11 62.5	4/11/2012 7:16 60.9	4/11/2012 16:21 65.8
28/10/2012 11:01 66.3	28/10/2012 20:06 65.2	30/10/2012 21:11 63.9	1/11/2012 22:16 62.8	4/11/2012 7:21 64.7	4/11/2012 16:26 64.9
28/10/2012 11:06 65.9	28/10/2012 20:11 64.9	30/10/2012 21:16 63.4	1/11/2012 22:21 61.9	4/11/2012 7:26 61.4	4/11/2012 16:31 63.9
28/10/2012 11:11 66.7	28/10/2012 20:16 65.2	30/10/2012 21:21 63.6	1/11/2012 22:26 62.6	4/11/2012 7:31 61.8	4/11/2012 16:36 64.4
28/10/2012 11:16 66.3	28/10/2012 20:21 65.5	30/10/2012 21:26 63.1	1/11/2012 22:31 63.3	4/11/2012 7:36 62.2	4/11/2012 16:41 64.8
28/10/2012 11:21 66.0	28/10/2012 20:26 65.3	30/10/2012 21:31 63.6	1/11/2012 22:36 61.7	4/11/2012 7:41 62.4	4/11/2012 16:46 65.3
28/10/2012 11:26 65.6	28/10/2012 20:31 65.9	30/10/2012 21:36 66.0	1/11/2012 22:41 62.1	4/11/2012 7:46 62.0	4/11/2012 16:51 64.6
28/10/2012 11:31 65.3	28/10/2012 20:36 65.8	30/10/2012 21:41 63.7	1/11/2012 22:46 62.2	4/11/2012 7:51 62.1	4/11/2012 16:56 64.6
28/10/2012 11:36 65.4	28/10/2012 20:41 64.7	30/10/2012 21:46 63.9	1/11/2012 22:51 61.7	4/11/2012 7:56 62.5	4/11/2012 17:01 64.7
28/10/2012 11:41 65.6	28/10/2012 20:46 64.3	30/10/2012 21:51 64.9	1/11/2012 22:56 61.9	4/11/2012 8:01 61.7	4/11/2012 17:06 66.1
28/10/2012 11:46 65.2	28/10/2012 20:51 65.0	30/10/2012 21:56 65.8	2/11/2012 19:01 64.2	4/11/2012 8:06 61.9	4/11/2012 17:11 64.4
28/10/2012 11:51 64.9	28/10/2012 20:56 64.6	30/10/2012 22:01 65.1	2/11/2012 19:06 63.2	4/11/2012 8:11 63.9	4/11/2012 17:16 64.1
28/10/2012 11:56 65.0	28/10/2012 21:01 64.2	30/10/2012 22:06 65.0	2/11/2012 19:11 64.3	4/11/2012 8:16 62.7	4/11/2012 17:21 63.8
28/10/2012 12:01 63.5	28/10/2012 21:06 63.8	30/10/2012 22:11 65.0	2/11/2012 19:16 64.1	4/11/2012 8:21 63.0	4/11/2012 17:26 64.4
28/10/2012 12:06 63.1	28/10/2012 21:11 63.7	30/10/2012 22:16 65.3	2/11/2012 19:21 63.9	4/11/2012 8:26 63.8	4/11/2012 17:31 63.3
28/10/2012 12:11 64.6	28/10/2012 21:16 63.9	30/10/2012 22:21 65.4	2/11/2012 19:26 64.6	4/11/2012 8:31 64.3	4/11/2012 17:36 64.1
28/10/2012 12:16 63.4	28/10/2012 21:21 64.3	30/10/2012 22:26 65.1	2/11/2012 19:31 63.7	4/11/2012 8:36 64.7	4/11/2012 17:41 64.6
28/10/2012 12:21 63.5	28/10/2012 21:26 63.8	30/10/2012 22:31 64.4	2/11/2012 19:36 63.8	4/11/2012 8:41 63.8	4/11/2012 17:46 64.7
28/10/2012 12:26 64.0	28/10/2012 21:31 64.0	30/10/2012 22:36 64.4	2/11/2012 19:41 64.3	4/11/2012 8:46 63.2	4/11/2012 17:51 64.8
28/10/2012 12:31 63.2	28/10/2012 21:36 63.8	30/10/2012 22:41 65.4	2/11/2012 19:46 64.0	4/11/2012 8:51 63.9	4/11/2012 17:56 64.6
28/10/2012 12:36 62.9	28/10/2012 21:41 64.1	30/10/2012 22:46 64.4	2/11/2012 19:51 63.5	4/11/2012 8:56 63.5	4/11/2012 18:01 63.9
28/10/2012 12:41 63.7	28/10/2012 21:46 64.2	30/10/2012 22:51 65.1	2/11/2012 19:56 63.8	4/11/2012 9:01 63.8	4/11/2012 18:06 63.6
28/10/2012 12:46 64.7	28/10/2012 21:51 63.1	30/10/2012 22:56 64.6	2/11/2012 20:01 64.4	4/11/2012 9:06 64.0	4/11/2012 18:11 63.0
28/10/2012 12:51 64.6	28/10/2012 21:56 63.6	31/10/2012 19:01 65.6	2/11/2012 20:06 62.2	4/11/2012 9:11 64.0	4/11/2012 18:16 62.9
28/10/2012 12:56 65.4	28/10/2012 22:01 63.5	31/10/2012 19:06 65.3	2/11/2012 20:11 63.1	4/11/2012 9:16 64.2	4/11/2012 18:21 63.9
28/10/2012 13:01 66.6	28/10/2012 22:06 62.5	31/10/2012 19:11 68.5	2/11/2012 20:16 63.4	4/11/2012 9:21 63.7	4/11/2012 18:26 63.4
28/10/2012 13:06 66.0	28/10/2012 22:11 62.8	31/10/2012 19:16 65.0	2/11/2012 20:21 63.0	4/11/2012 9:26 64.9	4/11/2012 18:31 63.2
28/10/2012 13:11 65.9	28/10/2012 22:16 62.2	31/10/2012 19:21 64.6	2/11/2012 20:26 62.9	4/11/2012 9:31 65.0	4/11/2012 18:36 63.0
28/10/2012 13:16 66.1	28/10/2012 22:21 61.9	31/10/2012 19:26 63.6	2/11/2012 20:31 62.8	4/11/2012 9:36 63.9	4/11/2012 18:41 63.2
28/10/2012 13:21 66.5	28/10/2012 22:26 62.3	31/10/2012 19:31 64.4	2/11/2012 20:36 62.2	4/11/2012 9:41 63.9	4/11/2012 18:46 62.2
28/10/2012 13:26 65.9	28/10/2012 22:31 62.5	31/10/2012 19:36 64.1	2/11/2012 20:41 62.1	4/11/2012 9:46 64.8	4/11/2012 18:51 62.6
28/10/2012 13:31 66.4	28/10/2012 22:36 63.2	31/10/2012 19:41 64.4	2/11/2012 20:46 62.7	4/11/2012 9:51 64.8	4/11/2012 18:56 62.4
28/10/2012 13:36 66.5	28/10/2012 22:41 62.8	31/10/2012 19:46 64.1	2/11/2012 20:51 62.8	4/11/2012 9:56 64.7	4/11/2012 19:01 62.0
28/10/2012 13:41 66.2	28/10/2012 22:46 62.6	31/10/2012 19:51 63.7	2/11/2012 20:56 62.3	4/11/2012 10:01 64.2	4/11/2012 19:06 61.9
28/10/2012 13:46 66.6	28/10/2012 22:51 62.9	31/10/2012 19:56 64.0	2/11/2012 21:01 62.4	4/11/2012 10:06 64.7	4/11/2012 19:11 62.2
28/10/2012 13:51 65.9	28/10/2012 22:56 63.7	31/10/2012 20:01 64.3	2/11/2012 21:06 62.4	4/11/2012 10:11 65.2	4/11/2012 19:16 62.6
28/10/2012 13:56 65.9	29/10/2012 19:01 65.3	31/10/2012 20:06 64.8	2/11/2012 21:11 63.1	4/11/2012 10:16 65.1	4/11/2012 19:21 62.7
28/10/2012 14:01 65.3	29/10/2012 19:06 65.5	31/10/2012 20:11 64.5	2/11/2012 21:16 62.7	4/11/2012 10:21 66.5	4/11/2012 19:26 62.5
28/10/2012 14:06 66.3	29/10/2012 19:11 65.6	31/10/2012 20:16 64.7	2/11/2012 21:21 62.5	4/11/2012 10:26 64.9	4/11/2012 19:31 62.8
28/10/2012 14:11 66.1	29/10/2012 19:16 66.1	31/10/2012 20:21 64.5	2/11/2012 21:26 62.6	4/11/2012 10:31 64.7	4/11/2012 19:36 62.9
28/10/2012 14:16 65.6	29/10/2012 19:21 65.7	31/10/2012 20:26 62.9	2/11/2012 21:31 61.9	4/11/2012 10:36 64.5	4/11/2012 19:41 62.6
28/10/2012 14:21 65.6	29/10/2012 19:26 66.0	31/10/2012 20:31 63.7	2/11/2012 21:36 62.4	4/11/2012 10:41 64.7	4/11/2012 19:46 62.7
28/10/2012 14:26 65.2	29/10/2012 19:31 66.7	31/10/2012 20:36 65.5	2/11/2012 21:41 64.8	4/11/2012 10:46 64.2	4/11/2012 19:51 63.3
28/10/2012 14:31 65.6	29/10/2012 19:36 66.0	31/10/2012 20:41 63.2	2/11/2012 21:46 63.1	4/11/2012 10:51 64.5	4/11/2012 19:56 62.5
28/10/2012 14:36 65.7	29/10/2012 19:41 66.0	31/10/2012 20:46 62.9	2/11/2012 21:51 62.6	4/11/2012 10:56 64.6	4/11/2012 20:01 62.2
28/10/2012 14:41 66.4	29/10/2012 19:46 66.2	31/10/2012 20:51 63.6	2/11/2012 21:56 62.3	4/11/2012 11:01 64.4	4/11/2012 20:06 62.3
28/10/2012 14:46 66.2	29/10/2012 19:51 65.3	31/10/2012 20:56 63.3	2/11/2012 22:01 62.5	4/11/2012 11:06 65.3	4/11/2012 20:11 63.5
28/10/2012 14:51 65.8	29/10/2012 19:56 65.5	31/10/2012 21:01 63.2	2/11/2012 22:06 62.0	4/11/2012 11:11 65.3	4/11/2012 20:16 62.3
28/10/2012 14:56 65.9	29/10/2012 20:01 65.3	31/10/2012 21:06 64.0	2/11/2012 22:11 62.2	4/11/2012 11:16 65.1	4/11/2012 20:21 63.0
28/10/2012 15:01 68.5	29/10/2012 20:06 66.9	31/10/2012 21:11 62.9	2/11/2012 22:16 62.5	4/11/2012 11:21 64.8	4/11/2012 20:26 63.4
28/10/2012 15:06 66.4	29/10/2012 20:11 66.6	31/10/2012 21:16 63.8	2/11/2012 22:21 62.6	4/11/2012 11:26 64.8	4/11/2012 20:31 62.1
28/10/2012 15:11 65.9	29/10/2012 20:16 66.8	31/10/2012 21:21 63.6	2/11/2012 22:26 61.7	4/11/2012 11:31 65.0	4/11/2012 20:36 62.6
28/10/2012 15:16 66.3	29/10/2012 20:21 65.3	31/10/2012 21:26 63.4	2/11/2012 22:31 63.0	4/11/2012 11:36 64.4	4/11/2012 20:41 61.9
28/10/2012 15:21 67.0	29/10/2012 20:26 63.6	31/10/2012 21:31 62.7	2/11/2012 22:36 61.6	4/11/2012 11:41 65.2	4/11/2012 20:46 61.9
28/10/2012 15:26					

Real-time Noise Data	RTN1 (Food and Environmental Hygiene Department Depot)				
5/11/2012 19:26 63.7	7/11/2012 20:31 64.6	9/11/2012 21:36 65.1	11/11/2012 10:41 64.2	11/11/2012 19:46 64.1	13/11/2012 20:51 63.9
5/11/2012 19:31 63.6	7/11/2012 20:36 63.9	9/11/2012 21:41 65.3	11/11/2012 10:46 63.7	11/11/2012 19:51 61.5	13/11/2012 20:56 63.5
5/11/2012 19:36 63.4	7/11/2012 20:41 63.6	9/11/2012 21:46 64.8	11/11/2012 10:51 64.5	11/11/2012 19:56 61.7	13/11/2012 21:01 62.6
5/11/2012 19:41 63.1	7/11/2012 20:46 63.5	9/11/2012 21:51 64.8	11/11/2012 10:56 64.9	11/11/2012 20:01 61.8	13/11/2012 21:06 63.5
5/11/2012 19:46 63.4	7/11/2012 20:51 62.9	9/11/2012 21:56 64.2	11/11/2012 11:01 63.6	11/11/2012 20:06 61.7	13/11/2012 21:11 64.7
5/11/2012 19:51 65.6	7/11/2012 20:56 63.0	9/11/2012 22:01 65.5	11/11/2012 11:06 64.4	11/11/2012 20:11 61.1	13/11/2012 21:16 63.7
5/11/2012 19:56 63.0	7/11/2012 21:01 63.0	9/11/2012 22:06 65.0	11/11/2012 11:11 63.8	11/11/2012 20:16 66.0	13/11/2012 21:21 62.7
5/11/2012 20:01 63.4	7/11/2012 21:06 62.8	9/11/2012 22:11 64.1	11/11/2012 11:16 63.6	11/11/2012 20:21 61.8	13/11/2012 21:26 63.1
5/11/2012 20:06 63.3	7/11/2012 21:11 63.0	9/11/2012 22:16 63.8	11/11/2012 11:21 63.7	11/11/2012 20:26 61.8	13/11/2012 21:31 62.9
5/11/2012 20:11 62.6	7/11/2012 21:16 62.6	9/11/2012 22:21 62.8	11/11/2012 11:26 64.0	11/11/2012 20:31 63.0	13/11/2012 21:36 63.1
5/11/2012 20:16 62.9	7/11/2012 21:21 62.5	9/11/2012 22:26 62.1	11/11/2012 11:31 64.8	11/11/2012 20:36 61.5	13/11/2012 21:41 62.9
5/11/2012 20:21 62.3	7/11/2012 21:26 62.3	9/11/2012 22:31 62.2	11/11/2012 11:36 64.0	11/11/2012 20:41 61.7	13/11/2012 21:46 63.5
5/11/2012 20:26 62.1	7/11/2012 21:31 62.6	9/11/2012 22:36 64.3	11/11/2012 11:41 64.4	11/11/2012 20:46 62.8	13/11/2012 21:51 62.7
5/11/2012 20:31 62.7	7/11/2012 21:36 62.9	9/11/2012 22:41 64.0	11/11/2012 11:46 63.2	11/11/2012 20:51 62.9	13/11/2012 21:56 62.4
5/11/2012 20:36 62.5	7/11/2012 21:41 62.8	9/11/2012 22:46 63.4	11/11/2012 11:51 62.8	11/11/2012 20:56 62.0	13/11/2012 22:01 64.0
5/11/2012 20:41 62.1	7/11/2012 21:46 62.9	9/11/2012 22:51 63.7	11/11/2012 11:56 64.2	11/11/2012 21:01 62.2	13/11/2012 22:06 63.3
5/11/2012 20:46 61.9	7/11/2012 21:51 61.9	9/11/2012 22:56 64.5	11/11/2012 12:01 63.3	11/11/2012 21:06 62.2	13/11/2012 22:11 62.8
5/11/2012 20:51 64.2	7/11/2012 21:56 62.8	10/11/2012 19:01 60.8	11/11/2012 12:06 63.0	11/11/2012 21:11 62.5	13/11/2012 22:16 62.9
5/11/2012 20:56 62.5	7/11/2012 22:01 62.6	10/11/2012 19:06 61.3	11/11/2012 12:11 63.7	11/11/2012 21:16 63.6	13/11/2012 22:21 61.8
5/11/2012 21:01 62.5	7/11/2012 22:06 61.8	10/11/2012 19:11 61.7	11/11/2012 12:16 62.9	11/11/2012 21:21 64.0	13/11/2012 22:26 62.2
5/11/2012 21:06 63.8	7/11/2012 22:11 61.6	10/11/2012 19:16 61.4	11/11/2012 12:21 63.9	11/11/2012 21:26 63.4	13/11/2012 22:31 62.2
5/11/2012 21:11 62.5	7/11/2012 22:16 62.3	10/11/2012 19:21 63.6	11/11/2012 12:26 62.6	11/11/2012 21:31 63.8	13/11/2012 22:36 63.1
5/11/2012 21:16 62.9	7/11/2012 22:21 63.0	10/11/2012 19:26 63.2	11/11/2012 12:31 62.4	11/11/2012 21:36 64.4	13/11/2012 22:41 62.4
5/11/2012 21:21 62.6	7/11/2012 22:26 62.2	10/11/2012 19:31 64.5	11/11/2012 12:36 66.2	11/11/2012 21:41 62.6	13/11/2012 22:46 62.4
5/11/2012 21:26 63.0	7/11/2012 22:31 62.1	10/11/2012 19:36 62.4	11/11/2012 12:41 63.0	11/11/2012 21:46 62.7	13/11/2012 22:51 62.3
5/11/2012 21:31 62.7	7/11/2012 22:36 62.9	10/11/2012 19:41 62.9	11/11/2012 12:46 62.6	11/11/2012 21:51 63.4	13/11/2012 22:56 62.4
5/11/2012 21:36 62.5	7/11/2012 22:41 61.5	10/11/2012 19:46 62.3	11/11/2012 12:51 64.3	11/11/2012 21:56 63.4	14/11/2012 19:01 63.0
5/11/2012 21:41 62.8	7/11/2012 22:46 61.8	10/11/2012 19:51 62.4	11/11/2012 12:56 61.3	11/11/2012 22:01 64.6	14/11/2012 19:06 64.2
5/11/2012 21:46 62.7	7/11/2012 22:51 61.6	10/11/2012 19:56 62.3	11/11/2012 13:01 61.0	11/11/2012 22:06 64.4	14/11/2012 19:11 64.1
5/11/2012 21:51 62.5	7/11/2012 22:56 62.0	10/11/2012 20:01 62.4	11/11/2012 13:06 60.9	11/11/2012 22:11 64.1	14/11/2012 19:16 63.7
5/11/2012 21:56 62.7	8/11/2012 19:01 62.6	10/11/2012 20:06 62.5	11/11/2012 13:11 60.7	11/11/2012 22:16 63.5	14/11/2012 19:21 63.2
5/11/2012 22:01 62.3	8/11/2012 19:06 62.7	10/11/2012 20:11 63.2	11/11/2012 13:16 61.4	11/11/2012 22:21 64.2	14/11/2012 19:26 63.7
5/11/2012 22:06 62.3	8/11/2012 19:11 62.9	10/11/2012 20:16 62.4	11/11/2012 13:21 61.2	11/11/2012 22:26 63.7	14/11/2012 19:31 62.8
5/11/2012 22:11 63.1	8/11/2012 19:16 63.6	10/11/2012 20:21 62.7	11/11/2012 13:26 61.5	11/11/2012 22:31 64.2	14/11/2012 19:36 62.8
5/11/2012 22:16 62.7	8/11/2012 19:21 62.7	10/11/2012 20:26 63.4	11/11/2012 13:31 60.8	11/11/2012 22:36 64.2	14/11/2012 19:41 63.6
5/11/2012 22:21 62.6	8/11/2012 19:26 63.0	10/11/2012 20:31 62.7	11/11/2012 13:36 60.6	11/11/2012 22:41 64.0	14/11/2012 19:46 62.7
5/11/2012 22:26 62.8	8/11/2012 19:31 63.0	10/11/2012 20:36 62.1	11/11/2012 13:41 59.9	11/11/2012 22:46 63.9	14/11/2012 19:51 63.3
5/11/2012 22:31 62.8	8/11/2012 19:36 63.2	10/11/2012 20:41 61.9	11/11/2012 13:46 60.1	11/11/2012 22:51 64.6	14/11/2012 19:56 62.7
5/11/2012 22:36 62.4	8/11/2012 19:41 62.9	10/11/2012 20:46 62.1	11/11/2012 13:51 59.8	11/11/2012 22:56 63.7	14/11/2012 20:01 62.4
5/11/2012 22:41 62.8	8/11/2012 19:46 63.2	10/11/2012 20:51 62.4	11/11/2012 13:56 60.7	12/11/2012 19:01 61.9	14/11/2012 20:06 62.8
5/11/2012 22:46 62.8	8/11/2012 19:51 63.1	10/11/2012 20:56 61.6	11/11/2012 14:01 60.9	12/11/2012 19:06 62.2	14/11/2012 20:11 63.2
5/11/2012 22:51 62.0	8/11/2012 19:56 62.4	10/11/2012 21:01 61.5	11/11/2012 14:06 60.1	12/11/2012 19:11 62.0	14/11/2012 20:16 63.1
5/11/2012 22:56 61.8	8/11/2012 20:01 62.4	10/11/2012 21:06 61.8	11/11/2012 14:11 60.6	12/11/2012 19:16 61.7	14/11/2012 20:21 63.6
6/11/2012 19:01 63.0	8/11/2012 20:06 62.5	10/11/2012 21:11 62.8	11/11/2012 14:16 60.1	12/11/2012 19:21 63.9	14/11/2012 20:26 63.0
6/11/2012 19:06 62.6	8/11/2012 20:11 63.2	10/11/2012 21:16 62.0	11/11/2012 14:21 61.0	12/11/2012 19:26 63.4	14/11/2012 20:31 62.5
6/11/2012 19:11 62.3	8/11/2012 20:16 62.6	10/11/2012 21:21 61.0	11/11/2012 14:26 60.2	12/11/2012 19:31 64.7	14/11/2012 20:36 62.7
6/11/2012 19:16 62.8	8/11/2012 20:21 63.2	10/11/2012 21:26 61.5	11/11/2012 14:31 59.5	12/11/2012 19:36 63.1	14/11/2012 20:41 62.8
6/11/2012 19:21 63.1	8/11/2012 20:26 62.7	10/11/2012 21:31 61.3	11/11/2012 14:36 59.6	12/11/2012 19:41 63.4	14/11/2012 20:46 61.7
6/11/2012 19:26 63.4	8/11/2012 20:31 62.7	10/11/2012 21:36 61.9	11/11/2012 14:41 59.1	12/11/2012 19:46 63.0	14/11/2012 20:51 62.4
6/11/2012 19:31 63.6	8/11/2012 20:36 62.9	10/11/2012 21:41 61.5	11/11/2012 14:46 59.2	12/11/2012 19:51 63.0	14/11/2012 20:56 62.0
6/11/2012 19:36 63.5	8/11/2012 20:41 62.9	10/11/2012 21:46 62.7	11/11/2012 14:51 59.5	12/11/2012 19:56 62.8	14/11/2012 21:01 62.1
6/11/2012 19:41 64.0	8/11/2012 20:46 62.4	10/11/2012 21:51 61.4	11/11/2012 14:56 60.1	12/11/2012 20:01 63.4	14/11/2012 21:06 62.7
6/11/2012 19:46 63.5	8/11/2012 20:51 61.9	10/11/2012 21:56 61.4	11/11/2012 15:01 60.3	12/11/2012 20:06 63.3	14/11/2012 21:11 62.2
6/11/2012 19:51 63.8	8/11/2012 20:56 62.2	10/11/2012 22:01 63.1	11/11/2012 15:06 59.8	12/11/2012 20:11 64.0	14/11/2012 21:16 63.0
6/11/2012 19:56 63.6	8/11/2012 21:01 63.4	10/11/2012 22:06 62.2	11/11/2012 15:11 60.0	12/11/2012 20:16 63.4	14/11/2012 21:21 62.2
6/11/2012 20:01 63.4	8/11/2012 21:06 62.5	10/11/2012 22:11 62.1	11/11/2012 15:16 60.0	12/11/2012 20:21 63.4	14/11/2012 21:26 62.8
6/11/2012 20:06 63.0	8/11/2012 21:11 62.1	10/11/2012 22:16 62.3	11/11/2012 15:21 59.4	12/11/2012 20:26 63.8	14/11/2012 21:31 62.1
6/11/2012 20:11 63.1	8/11/2012 21:16 62.6	10/11/2012 22:21 61.3	11/11/2012 15:26 60.3	12/11/2012 20:31 63.1	14/11/2012 21:36 62.5
6/11/2012 20:16 63.1	8/11/2012 21:21 62.9	10/11/2012 22:26 62.2	11/11/2012 15:31 59.6	12/11/2012 20:36 63.1	14/11/2012 21:41 62.4
6/11/2012 20:21 62.6	8/11/2012 21:26 62.1	10/11/2012 22:31 62.1	11/11/2012 15:36 59.6	12/11/2012 20:41 62.7	14/11/2012 21:46 61.6
6/11/2012 20:26 63.3	8/11/2012 21:31 61.9	10/11/2012 22:36 62.4	11/11/2012 15:41 59.0	12/11/2012 20:46 63.0	14/11/2012 21:51 62.2
6/11/2012 20:31 62.9	8/11/2012 21:36 61.8	10/11/2012 22:41 61.4	11/11/2012 15:46 59.0	12/11/2012 20:51 63.4	14/11/2012 21:56 62.3
6/11/2012 20:36 63.3	8/11/2012 21:41 62.0	10/11/2012 22:46 61.8	11/11/2012 15:51 59.7	12/11/2012 20:56 62.9	14/11/2012 22:01 62.7
6/11/2012 20:41 62.6	8/11/2012 21:46 62.2	10/11/2012 22:51 61.4	11/11/2012 15:56 59.3	12/11/2012 21:01 62.2	14/11/2012 22:06 62.6
6/11/2012 20:46 62.9	8/11/2012 21:51 62.5	10/11/2012 22:56 61.2	11/11/2012 16:01 58.9	12/11/2012 21:06 62.9	14/11/2012 22:11 64.6
6/11/2012 20:51 62.8	8/11/2012 21:56 62.0	11/11/2012 7:01 61.7	11/11/2012 16:06 59.4	12/11/2012 21:11 64.1	14/11/2012 22:16 62.5
6/11/2012 20:56 62.5	8/11/2012 22:01 62.5	11/11/2012 7:06 61.8	11/11/2012 16:11 58.2	12/11/2012 21:16 63.1	14/11/2012 22:21 63.3
6/11/2012 21:01 63.0	8/11/2012 22:06 61.9	11/11/2012 7:11 61.7	11/11/2012 16:16 60.6	12/11/2012 21:21 62.1	14/11/2012 22:26 62.8
6/11/2012 21:06 62.5	8/11/2012 22:11 61.3	11/11/2012 7:16 61.1	11/11/2012 16:21 58.9	12/11/2012 21:26 62.6	14/11/2012 22:31 61.8
6/11/2012 21:11 62.9	8/11/2012 22:16 62.5	11/11/2012 7:21 66.0	11/11/2012 16:26 59.7	12/11/2012 21:31 62.4	14/11/2012 22:36 63.2
6/11/2012 21:16 62.8	8/11/2012 22:21 62.2	11/11/2012 7:26 61.8	11/11/2012 16:31 59.2	12/11/2012 21:36 62.7	14/11/2012 22:41 61.8
6/11/2012 21:21 62.6	8/11/2012 22:26 62.8	11/11/2012 7:31 61.8	11/11/2012 16:36 59.7	12/11/2012 21:41 62.5	14/11/2012 22:46 61.4
6/11/2012 21:26 64.4	8/11/2012 22:31 62.1	11/11/2012 7:36 63.0	11/11/2012 16:41 59.8	12/11/2012 21:46 63.2	14/11/2012 22:51 61.0
6/11/2012 21:31 63.6	8/11/2012 22:36 61.8	11/11/2012 7:41 61.5	11/11/2012 16:46 59.7	12/11/2012 21:51 62.3	14/11/2012 22:56 61.7
6/11/2012 21:36 63.0	8/11/2012 22:41 62.2	11/11/2012 7:46 61.7	11/11/2012 16:51 59.3	12/11/2012 21:56 62.1	15/11/2012 19:01 62.3
6/11/2012 21:41 63.0	8/11/2012 22:46 61.5	11/11/2012 7:51 62.8	11/11/2012 16:56 58.6	12/11/2012 22:01 63.7	15/11/2012 19:06 61.7
6/11/2012 21:46 62.6	8/11/2012 22:51 62.0	11/11/2012 7:56 62.9	11/11/2012 17:01 58.9	12/11/2012 22:06 62.9	15/11/2012 19:11 61.6
6/11/2012 21:51 62.6	8/11/2012 22:56 61.7	11/11/2012 8:01 62.0	11/11/201		

Real-time Noise Data	RTN1 (Food and Environmental Hygiene Department Depot)				
15/11/2012 21:56 61.7	18/11/2012 7:01 61.0	18/11/2012 16:06 65.1	19/11/2012 21:11 62.8	21/11/2012 22:16 63.0	24/11/2012 19:21 62.9
15/11/2012 22:01 61.2	18/11/2012 7:06 60.1	18/11/2012 16:11 64.4	19/11/2012 21:16 63.2	21/11/2012 22:21 62.5	24/11/2012 19:26 63.8
15/11/2012 22:06 61.8	18/11/2012 7:11 59.9	18/11/2012 16:16 65.3	19/11/2012 21:21 62.6	21/11/2012 22:26 62.7	24/11/2012 19:31 63.8
15/11/2012 22:11 61.3	18/11/2012 7:16 60.0	18/11/2012 16:21 66.6	19/11/2012 21:26 63.1	21/11/2012 22:31 62.3	24/11/2012 19:36 63.2
15/11/2012 22:16 61.5	18/11/2012 7:21 59.9	18/11/2012 16:26 65.7	19/11/2012 21:31 62.5	21/11/2012 22:36 62.0	24/11/2012 19:41 63.3
15/11/2012 22:21 61.8	18/11/2012 7:26 61.5	18/11/2012 16:31 65.2	19/11/2012 21:36 62.9	21/11/2012 22:41 62.2	24/11/2012 19:46 63.7
15/11/2012 22:26 61.4	18/11/2012 7:31 62.6	18/11/2012 16:36 65.3	19/11/2012 21:41 62.7	21/11/2012 22:46 61.5	24/11/2012 19:51 63.2
15/11/2012 22:31 60.9	18/11/2012 7:36 60.6	18/11/2012 16:41 65.9	19/11/2012 21:46 63.1	21/11/2012 22:51 61.9	24/11/2012 19:56 63.4
15/11/2012 22:36 60.9	18/11/2012 7:41 60.6	18/11/2012 16:46 65.7	19/11/2012 21:51 62.8	21/11/2012 22:56 61.8	24/11/2012 20:01 64.0
15/11/2012 22:41 61.0	18/11/2012 7:46 61.0	18/11/2012 16:51 65.0	19/11/2012 21:56 62.4	22/11/2012 19:01 63.2	24/11/2012 20:06 63.0
15/11/2012 22:46 61.0	18/11/2012 7:51 61.4	18/11/2012 16:56 65.3	19/11/2012 22:01 62.5	22/11/2012 19:06 62.6	24/11/2012 20:11 64.6
15/11/2012 22:51 61.6	18/11/2012 7:56 60.8	18/11/2012 17:01 64.3	19/11/2012 22:06 62.4	22/11/2012 19:11 63.0	24/11/2012 20:16 64.0
15/11/2012 22:56 61.2	18/11/2012 8:01 60.8	18/11/2012 17:06 63.8	19/11/2012 22:11 62.9	22/11/2012 19:16 62.0	24/11/2012 20:21 63.5
16/11/2012 19:01 61.1	18/11/2012 8:06 61.7	18/11/2012 17:11 64.6	19/11/2012 22:16 62.7	22/11/2012 19:21 62.3	24/11/2012 20:26 62.5
16/11/2012 19:06 60.7	18/11/2012 8:11 61.1	18/11/2012 17:16 64.5	19/11/2012 22:21 62.1	22/11/2012 19:26 62.0	24/11/2012 20:31 62.7
16/11/2012 19:11 61.7	18/11/2012 8:16 61.9	18/11/2012 17:21 64.0	19/11/2012 22:26 61.8	22/11/2012 19:31 63.0	24/11/2012 20:36 62.9
16/11/2012 19:16 61.8	18/11/2012 8:21 62.0	18/11/2012 17:26 63.4	19/11/2012 22:31 61.7	22/11/2012 19:36 62.7	24/11/2012 20:41 63.0
16/11/2012 19:21 61.8	18/11/2012 8:26 62.1	18/11/2012 17:31 63.3	19/11/2012 22:36 61.8	22/11/2012 19:41 63.1	24/11/2012 20:46 64.4
16/11/2012 19:26 62.4	18/11/2012 8:31 62.0	18/11/2012 17:36 63.4	19/11/2012 22:41 62.7	22/11/2012 19:46 62.4	24/11/2012 20:51 63.0
16/11/2012 19:31 63.2	18/11/2012 8:36 62.0	18/11/2012 17:41 64.0	19/11/2012 22:46 61.9	22/11/2012 19:51 62.5	24/11/2012 20:56 62.9
16/11/2012 19:36 63.0	18/11/2012 8:41 63.7	18/11/2012 17:46 63.6	19/11/2012 22:51 61.8	22/11/2012 19:56 62.3	24/11/2012 21:01 63.6
16/11/2012 19:41 63.1	18/11/2012 8:46 62.2	18/11/2012 17:51 62.6	19/11/2012 22:56 61.8	22/11/2012 20:01 61.9	24/11/2012 21:06 63.1
16/11/2012 19:46 63.6	18/11/2012 8:51 62.1	18/11/2012 17:56 63.1	20/11/2012 19:01 63.8	22/11/2012 20:06 62.6	24/11/2012 21:11 63.0
16/11/2012 19:51 63.3	18/11/2012 8:56 63.7	18/11/2012 18:01 63.9	20/11/2012 19:06 65.4	22/11/2012 20:11 62.1	24/11/2012 21:16 62.7
16/11/2012 19:56 62.5	18/11/2012 9:01 62.6	18/11/2012 18:06 63.1	20/11/2012 19:11 64.0	22/11/2012 20:16 61.9	24/11/2012 21:21 62.7
16/11/2012 20:01 62.5	18/11/2012 9:06 64.8	18/11/2012 18:11 62.8	20/11/2012 19:16 64.7	22/11/2012 20:21 62.6	24/11/2012 21:26 62.4
16/11/2012 20:06 63.2	18/11/2012 9:11 63.4	18/11/2012 18:16 62.4	20/11/2012 19:21 63.8	22/11/2012 20:26 62.2	24/11/2012 21:31 62.4
16/11/2012 20:11 63.6	18/11/2012 9:16 63.4	18/11/2012 18:21 62.7	20/11/2012 19:26 64.2	22/11/2012 20:31 62.4	24/11/2012 21:36 62.3
16/11/2012 20:16 64.0	18/11/2012 9:21 63.1	18/11/2012 18:26 63.2	20/11/2012 19:31 64.4	22/11/2012 20:36 62.5	24/11/2012 21:41 61.8
16/11/2012 20:21 63.3	18/11/2012 9:26 63.2	18/11/2012 18:31 62.4	20/11/2012 19:36 64.6	22/11/2012 20:41 63.0	24/11/2012 21:46 62.7
16/11/2012 20:26 63.1	18/11/2012 9:31 63.6	18/11/2012 18:36 62.4	20/11/2012 19:41 65.1	22/11/2012 20:46 63.2	24/11/2012 21:51 62.2
16/11/2012 20:31 63.0	18/11/2012 9:36 63.3	18/11/2012 18:41 63.0	20/11/2012 19:46 64.7	22/11/2012 20:51 62.6	24/11/2012 21:56 61.4
16/11/2012 20:36 63.3	18/11/2012 9:41 63.6	18/11/2012 18:46 62.3	20/11/2012 19:51 65.0	22/11/2012 20:56 62.8	24/11/2012 22:01 61.4
16/11/2012 20:41 63.0	18/11/2012 9:46 65.6	18/11/2012 18:51 63.7	20/11/2012 19:56 64.6	22/11/2012 21:01 62.7	24/11/2012 22:06 61.9
16/11/2012 20:46 63.0	18/11/2012 9:51 65.7	18/11/2012 18:56 62.1	20/11/2012 20:01 64.7	22/11/2012 21:06 62.7	24/11/2012 22:11 62.3
16/11/2012 20:51 62.9	18/11/2012 9:56 65.3	18/11/2012 19:01 62.3	20/11/2012 20:06 64.7	22/11/2012 21:11 63.0	24/11/2012 22:16 60.5
16/11/2012 20:56 62.9	18/11/2012 10:01 65.2	18/11/2012 19:06 62.1	20/11/2012 20:11 65.2	22/11/2012 21:16 62.6	24/11/2012 22:21 60.6
16/11/2012 21:01 62.9	18/11/2012 10:06 65.3	18/11/2012 19:11 61.6	20/11/2012 20:16 64.8	22/11/2012 21:21 62.7	24/11/2012 22:26 60.4
16/11/2012 21:06 62.7	18/11/2012 10:11 66.4	18/11/2012 19:16 61.8	20/11/2012 20:21 63.9	22/11/2012 21:26 62.1	24/11/2012 22:31 60.7
16/11/2012 21:11 62.0	18/11/2012 10:16 65.5	18/11/2012 19:21 62.4	20/11/2012 20:26 64.4	22/11/2012 21:31 61.9	24/11/2012 22:36 59.6
16/11/2012 21:16 62.3	18/11/2012 10:21 65.3	18/11/2012 19:26 61.9	20/11/2012 20:31 64.6	22/11/2012 21:36 62.3	24/11/2012 22:41 60.7
16/11/2012 21:21 62.6	18/11/2012 10:26 65.2	18/11/2012 19:31 61.9	20/11/2012 20:36 64.2	22/11/2012 21:41 62.4	24/11/2012 22:46 60.7
16/11/2012 21:26 62.7	18/11/2012 10:31 66.3	18/11/2012 19:36 62.0	20/11/2012 20:41 64.6	22/11/2012 21:46 62.6	24/11/2012 22:51 60.0
16/11/2012 21:31 62.5	18/11/2012 10:36 66.5	18/11/2012 19:41 61.8	20/11/2012 20:46 63.8	22/11/2012 21:51 62.2	24/11/2012 22:56 60.4
16/11/2012 21:36 62.9	18/11/2012 10:41 66.5	18/11/2012 19:46 61.8	20/11/2012 20:51 63.5	22/11/2012 21:56 62.6	25/11/2012 7:01 61.8
16/11/2012 21:41 62.3	18/11/2012 10:46 66.8	18/11/2012 19:51 61.9	20/11/2012 20:56 63.5	22/11/2012 22:01 62.4	25/11/2012 7:06 60.4
16/11/2012 21:46 61.9	18/11/2012 10:51 65.2	18/11/2012 19:56 61.5	20/11/2012 21:01 64.1	22/11/2012 22:06 62.6	25/11/2012 7:11 60.6
16/11/2012 21:51 62.0	18/11/2012 10:56 65.7	18/11/2012 20:01 61.5	20/11/2012 21:06 63.4	22/11/2012 22:11 62.0	25/11/2012 7:16 61.0
16/11/2012 21:56 61.3	18/11/2012 11:01 66.1	18/11/2012 20:06 62.5	20/11/2012 21:11 63.0	22/11/2012 22:16 62.1	25/11/2012 7:21 60.9
16/11/2012 22:01 61.4	18/11/2012 11:06 66.1	18/11/2012 20:11 62.1	20/11/2012 21:16 63.2	22/11/2012 22:21 62.4	25/11/2012 7:26 62.4
16/11/2012 22:06 62.1	18/11/2012 11:11 66.5	18/11/2012 20:16 61.9	20/11/2012 21:21 63.1	22/11/2012 22:26 62.4	25/11/2012 7:31 61.9
16/11/2012 22:11 61.5	18/11/2012 11:16 66.1	18/11/2012 20:21 63.1	20/11/2012 21:26 63.1	22/11/2012 22:31 61.6	25/11/2012 7:36 62.7
16/11/2012 22:16 62.0	18/11/2012 11:21 65.9	18/11/2012 20:26 61.5	20/11/2012 21:31 63.0	22/11/2012 22:36 61.5	25/11/2012 7:41 62.2
16/11/2012 22:21 62.2	18/11/2012 11:26 65.4	18/11/2012 20:31 61.2	20/11/2012 21:36 63.1	22/11/2012 22:41 61.5	25/11/2012 7:46 63.4
16/11/2012 22:26 62.2	18/11/2012 11:31 65.5	18/11/2012 20:36 62.2	20/11/2012 21:41 62.9	22/11/2012 22:46 61.7	25/11/2012 7:51 62.4
16/11/2012 22:31 62.2	18/11/2012 11:36 65.8	18/11/2012 20:41 61.3	20/11/2012 21:46 63.5	22/11/2012 22:51 61.6	25/11/2012 7:56 64.4
16/11/2012 22:36 61.7	18/11/2012 11:41 65.1	18/11/2012 20:46 61.5	20/11/2012 21:51 63.0	22/11/2012 22:56 62.1	25/11/2012 8:01 61.9
16/11/2012 22:41 61.9	18/11/2012 11:46 63.1	18/11/2012 20:51 61.3	20/11/2012 21:56 62.9	23/11/2012 19:01 66.6	25/11/2012 8:06 62.9
16/11/2012 22:46 61.8	18/11/2012 11:51 64.0	18/11/2012 20:56 61.2	20/11/2012 22:01 62.6	23/11/2012 19:06 68.2	25/11/2012 8:11 61.0
16/11/2012 22:51 61.9	18/11/2012 11:56 62.8	18/11/2012 21:01 61.4	20/11/2012 22:06 63.0	23/11/2012 19:11 67.6	25/11/2012 8:16 62.2
16/11/2012 22:56 61.9	18/11/2012 12:01 63.6	18/11/2012 21:06 61.6	20/11/2012 22:11 62.3	23/11/2012 19:16 65.7	25/11/2012 8:21 63.1
17/11/2012 19:01 63.6	18/11/2012 12:06 62.8	18/11/2012 21:11 62.1	20/11/2012 22:16 63.1	23/11/2012 19:21 64.5	25/11/2012 8:26 62.6
17/11/2012 19:06 63.4	18/11/2012 12:11 63.3	18/11/2012 21:16 62.5	20/11/2012 22:21 62.2	23/11/2012 19:26 65.1	25/11/2012 8:31 63.2
17/11/2012 19:11 63.7	18/11/2012 12:16 63.3	18/11/2012 21:21 62.0	20/11/2012 22:26 62.0	23/11/2012 19:31 64.6	25/11/2012 8:36 62.7
17/11/2012 19:16 63.4	18/11/2012 12:21 63.5	18/11/2012 21:26 60.8	20/11/2012 22:31 61.9	23/11/2012 19:36 64.4	25/11/2012 8:41 63.1
17/11/2012 19:21 64.1	18/11/2012 12:26 63.1	18/11/2012 21:31 61.7	20/11/2012 22:36 61.6	23/11/2012 19:41 63.0	25/11/2012 8:46 63.0
17/11/2012 19:26 63.4	18/11/2012 12:31 63.2	18/11/2012 21:36 61.0	20/11/2012 22:41 62.3	23/11/2012 19:46 63.5	25/11/2012 8:51 63.1
17/11/2012 19:31 62.9	18/11/2012 12:36 63.4	18/11/2012 21:41 62.2	20/11/2012 22:46 61.7	23/11/2012 19:51 63.5	25/11/2012 8:56 64.0
17/11/2012 19:36 62.5	18/11/2012 12:41 63.6	18/11/2012 21:46 62.7	20/11/2012 22:51 62.0	23/11/2012 19:56 63.7	25/11/2012 9:01 63.0
17/11/2012 19:41 63.0	18/11/2012 12:46 63.5	18/11/2012 21:51 62.6	20/11/2012 22:56 61.5	23/11/2012 20:01 63.6	25/11/2012 9:06 63.7
17/11/2012 19:46 63.0	18/11/2012 12:51 63.6	18/11/2012 21:56 62.1	21/11/2012 19:01 63.4	23/11/2012 20:06 64.3	25/11/2012 9:11 63.9
17/11/2012 19:51 61.7	18/11/2012 12:56 63.3	18/11/2012 22:01 61.8	21/11/2012 19:06 66.5	23/11/2012 20:11 64.9	25/11/2012 9:16 64.1
17/11/2012 19:56 62.9	18/11/2012 13:01 63.0	18/11/2012 22:06 62.2	21/11/2012 19:11 63.6	23/11/2012 20:16 63.6	25/11/2012 9:21 64.7
17/11/2012 20:01 62.3	18/11/2012 13:06 62.9	18/11/2012 22:11 62.8	21/11/2012 19:16 64.9	23/11/2012 20:21 64.4	25/11/2012 9:26 64.9
17/11/2012 20:06 63.2	18/11/2012 13:11 63.5	18/11/2012 22:16 61.4	21/11/2012 19:21 63.5	23/11/2012 20:26 64.3	25/11/2012 9:31 64.7
17/11/2012 20:11 62.8	18/11/2012 13:16 62.4	18/11/2012 22:21 61.5	21/11/2012 19:26 64.3	23/11/2012 20:31 64.7	25/11/2012 9:36 65.7
17/11/2012 20:16 62.9	18/11/2012 13:21 64.0	18/11/2012 22:26 61.3	21/11/2012 19:31 63.7	23/11/2012 20:36 65.5	

Real-time Noise Data	RTN1 (Food and Environmental Hygiene Department Depot)	
25/11/2012 12:26 63.2	25/11/2012 21:31 62.0	27/11/2012 22:36 62.0
25/11/2012 12:31 63.1	25/11/2012 21:36 62.4	27/11/2012 22:41 62.2
25/11/2012 12:36 63.5	25/11/2012 21:41 62.7	27/11/2012 22:46 61.5
25/11/2012 12:41 63.6	25/11/2012 21:46 62.6	27/11/2012 22:51 61.9
25/11/2012 12:46 62.9	25/11/2012 21:51 63.0	27/11/2012 22:56 61.8
25/11/2012 12:51 64.7	25/11/2012 21:56 62.4	
25/11/2012 12:56 64.3	25/11/2012 22:01 62.2	<u>Night time: 23:00-07:00</u>
25/11/2012 13:01 64.7	25/11/2012 22:06 62.4	28/10/2012 0:01 63.1
25/11/2012 13:06 64.9	25/11/2012 22:11 63.3	28/10/2012 0:06 63.0
25/11/2012 13:11 65.9	25/11/2012 22:16 62.2	28/10/2012 0:11 63.0
25/11/2012 13:16 66.0	25/11/2012 22:21 62.4	28/10/2012 0:16 63.1
25/11/2012 13:21 68.4	25/11/2012 22:26 62.4	28/10/2012 0:21 62.8
25/11/2012 13:26 68.5	25/11/2012 22:31 61.9	28/10/2012 0:26 62.2
25/11/2012 13:31 68.7	25/11/2012 22:36 62.2	28/10/2012 0:31 62.3
25/11/2012 13:36 65.4	25/11/2012 22:41 63.0	28/10/2012 0:36 61.9
25/11/2012 13:41 67.7	25/11/2012 22:46 62.1	28/10/2012 0:41 61.8
25/11/2012 13:46 69.3	25/11/2012 22:51 61.6	28/10/2012 0:46 62.3
25/11/2012 13:51 66.6	25/11/2012 22:56 62.5	28/10/2012 0:51 62.0
25/11/2012 13:56 66.4	26/11/2012 19:01 64.1	28/10/2012 0:56 62.3
25/11/2012 14:01 68.2	26/11/2012 19:06 64.3	28/10/2012 1:01 61.7
25/11/2012 14:06 67.0	26/11/2012 19:11 64.3	28/10/2012 1:06 61.2
25/11/2012 14:11 66.7	26/11/2012 19:16 64.5	28/10/2012 1:11 61.0
25/11/2012 14:16 65.9	26/11/2012 19:21 64.1	28/10/2012 1:16 61.8
25/11/2012 14:21 66.5	26/11/2012 19:26 64.1	28/10/2012 1:21 61.4
25/11/2012 14:26 65.8	26/11/2012 19:31 65.2	28/10/2012 1:26 61.0
25/11/2012 14:31 66.1	26/11/2012 19:36 65.5	28/10/2012 1:31 61.6
25/11/2012 14:36 65.8	26/11/2012 19:41 66.0	28/10/2012 1:36 61.1
25/11/2012 14:41 65.6	26/11/2012 19:46 65.3	28/10/2012 1:41 61.3
25/11/2012 14:46 66.4	26/11/2012 19:51 65.5	28/10/2012 1:46 61.3
25/11/2012 14:51 67.2	26/11/2012 19:56 65.0	28/10/2012 1:51 61.1
25/11/2012 14:56 67.1	26/11/2012 20:01 65.3	28/10/2012 1:56 61.5
25/11/2012 15:01 66.2	26/11/2012 20:06 65.1	28/10/2012 2:01 60.4
25/11/2012 15:06 67.2	26/11/2012 20:11 65.0	28/10/2012 2:06 60.9
25/11/2012 15:11 66.5	26/11/2012 20:16 64.6	28/10/2012 2:11 60.5
25/11/2012 15:16 68.1	26/11/2012 20:21 63.9	28/10/2012 2:16 60.9
25/11/2012 15:21 68.2	26/11/2012 20:26 64.6	28/10/2012 2:21 60.5
25/11/2012 15:26 66.0	26/11/2012 20:31 64.6	28/10/2012 2:26 61.0
25/11/2012 15:31 66.0	26/11/2012 20:36 64.3	28/10/2012 2:31 60.2
25/11/2012 15:36 65.6	26/11/2012 20:41 64.7	28/10/2012 2:36 60.2
25/11/2012 15:41 65.9	26/11/2012 20:46 64.2	28/10/2012 2:41 60.3
25/11/2012 15:46 65.9	26/11/2012 20:51 64.1	28/10/2012 2:46 60.1
25/11/2012 15:51 66.3	26/11/2012 20:56 63.8	28/10/2012 2:51 60.4
25/11/2012 15:56 66.0	26/11/2012 21:01 63.9	28/10/2012 2:56 60.5
25/11/2012 16:01 66.9	26/11/2012 21:06 64.1	28/10/2012 3:01 60.2
25/11/2012 16:06 66.3	26/11/2012 21:11 63.3	28/10/2012 3:06 60.2
25/11/2012 16:11 66.8	26/11/2012 21:16 63.4	28/10/2012 3:11 60.4
25/11/2012 16:16 67.2	26/11/2012 21:21 63.3	28/10/2012 3:16 60.4
25/11/2012 16:21 67.0	26/11/2012 21:26 63.9	28/10/2012 3:21 60.1
25/11/2012 16:26 65.6	26/11/2012 21:31 63.1	28/10/2012 3:26 59.6
25/11/2012 16:31 65.5	26/11/2012 21:36 63.4	28/10/2012 3:31 59.8
25/11/2012 16:36 65.6	26/11/2012 21:41 62.6	28/10/2012 3:36 60.2
25/11/2012 16:41 65.6	26/11/2012 21:46 63.6	28/10/2012 3:41 59.8
25/11/2012 16:46 65.5	26/11/2012 21:51 62.5	28/10/2012 3:46 59.7
25/11/2012 16:51 65.4	26/11/2012 21:56 62.4	28/10/2012 3:51 59.4
25/11/2012 16:56 65.9	26/11/2012 22:01 62.7	28/10/2012 3:56 60.1
25/11/2012 17:01 65.5	26/11/2012 22:06 62.5	28/10/2012 4:01 59.1
25/11/2012 17:06 65.5	26/11/2012 22:11 62.4	28/10/2012 4:06 59.6
25/11/2012 17:11 65.3	26/11/2012 22:16 63.2	28/10/2012 4:11 59.4
25/11/2012 17:16 65.5	26/11/2012 22:21 61.9	28/10/2012 4:16 60.5
25/11/2012 17:21 65.1	26/11/2012 22:26 61.3	28/10/2012 4:21 59.7
25/11/2012 17:26 65.3	26/11/2012 22:31 61.5	28/10/2012 4:26 59.6
25/11/2012 17:31 65.3	26/11/2012 22:36 61.2	28/10/2012 4:31 59.2
25/11/2012 17:36 65.4	26/11/2012 22:41 62.4	28/10/2012 4:36 59.4
25/11/2012 17:41 65.5	26/11/2012 22:46 61.8	28/10/2012 4:41 59.9
25/11/2012 17:46 65.6	26/11/2012 22:51 62.0	28/10/2012 4:46 59.5
25/11/2012 17:51 65.5	26/11/2012 22:56 61.2	28/10/2012 4:51 59.6
25/11/2012 17:56 64.9	27/11/2012 19:01 63.4	28/10/2012 4:56 59.7
25/11/2012 18:01 64.6	27/11/2012 19:06 66.5	28/10/2012 5:01 60.2
25/11/2012 18:06 64.7	27/11/2012 19:11 63.6	28/10/2012 5:06 60.3
25/11/2012 18:11 64.7	27/11/2012 19:16 64.9	28/10/2012 5:11 59.5
25/11/2012 18:16 64.9	27/11/2012 19:21 63.5	28/10/2012 5:16 59.4
25/11/2012 18:21 64.9	27/11/2012 19:26 64.3	28/10/2012 5:21 59.4
25/11/2012 18:26 65.3	27/11/2012 19:31 63.7	28/10/2012 5:26 59.9
25/11/2012 18:31 63.2	27/11/2012 19:36 63.7	28/10/2012 5:31 59.4
25/11/2012 18:36 63.5	27/11/2012 19:41 64.2	28/10/2012 5:36 60.1
25/11/2012 18:41 63.2	27/11/2012 19:46 64.0	28/10/2012 5:41 59.9
25/11/2012 18:46 63.2	27/11/2012 19:51 64.5	28/10/2012 5:46 60.1
25/11/2012 18:51 64.4	27/11/2012 19:56 64.2	28/10/2012 5:51 60.2
25/11/2012 18:56 64.3	27/11/2012 20:01 64.2	28/10/2012 5:56 60.1
25/11/2012 19:01 63.3	27/11/2012 20:06 64.3	28/10/2012 6:01 60.2
25/11/2012 19:06 63.1	27/11/2012 20:11 65.5	28/10/2012 6:06 60.6
25/11/2012 19:11 64.1	27/11/2012 20:16 64.9	28/10/2012 6:11 61.9
25/11/2012 19:16 63.7	27/11/2012 20:21 64.0	28/10/2012 6:16 60.4
25/11/2012 19:21 63.7	27/11/2012 20:26 64.3	28/10/2012 6:21 60.6
25/11/2012 19:26 63.1	27/11/2012 20:31 64.6	28/10/2012 6:26 62.3
25/11/2012 19:31 63.2	27/11/2012 20:36 64.1	28/10/2012 6:31 61.4
25/11/2012 19:36 63.4	27/11/2012 20:41 64.6	28/10/2012 6:36 61.1
25/11/2012 19:41 63.3	27/11/2012 20:46 63.3	28/10/2012 6:41 62.4
25/11/2012 19:46 62.5	27/11/2012 20:51 62.9	28/10/2012 6:46 62.1
25/11/2012 19:51 62.4	27/11/2012 20:56 63.3	28/10/2012 6:51 62.6
25/11/2012 19:56 62.9	27/11/2012 21:01 64.4	28/10/2012 6:56 62.3
25/11/2012 20:01 62.3	27/11/2012 21:06 62.7	28/10/2012 7:01 62.2
25/11/2012 20:06 62.7	27/11/2012 21:11 62.8	28/10/2012 7:06 61.9
25/11/2012 20:11 63.2	27/11/2012 21:16 63.1	28/10/2012 7:11 61.9
25/11/2012 20:16 62.6	27/11/2012 21:21 62.9	28/10/2012 7:16 62.2
25/11/2012 20:21 62.5	27/11/2012 21:26 62.9	28/10/2012 7:21 62.8
25/11/2012 20:26 62.7	27/11/2012 21:31 62.9	28/10/2012 7:26 62.2
25/11/2012 20:31 61.5	27/11/2012 21:36 62.9	28/10/2012 7:31 62.4
25/11/2012 20:36 62.1	27/11/2012 21:41 63.3	28/10/2012 7:36 62.2
25/11/2012 20:41 62.1	27/11/2012 21:46 63.4	28/10/2012 7:41 62.1
25/11/2012 20:46 62.1	27/11/2012 21:51 63.5	28/10/2012 7:46 61.9
25/11/2012 20:51 62.8	27/11/2012 21:56 62.9	28/10/2012 7:51 62.2
25/11/2012 20:56 62.0	27/11/2012 22:01 63.1	28/10/2012 7:56 62.1
25/11/2012 21:01 62.3	27/11/2012 22:06 63.5	29/10/2012 0:01 60.8
25/11/2012 21:06 62.1	27/11/2012 22:11 62.1	29/10/2012 0:06 60.1
25/11/2012 21:11 62.3	27/11/2012 22:16 63.0	29/10/2012 0:11 61.0
25/11/2012 21:16 63.1	27/11/2012 22:21 62.5	29/10/2012 0:16 60.4
25/11/2012 21:21 61.8	27/11/2012 22:26 62.7	29/10/2012 0:21 60.5
25/11/2012 21:26 62.4	27/11/2012 22:31 62.3	29/10/2012 0:26 60.5
		29/10/2012 0:31 59.7
		29/10/2012 0:36 59.4
		29/10/2012 0:41 59.9
		29/10/2012 0:46 59.1
		29/10/2012 0:51 60.2
		29/10/2012 0:56 58.6
		29/10/2012 1:01 58.9
		29/10/2012 1:06 59.6
		29/10/2012 1:11 59.1
		29/10/2012 1:16 58.6
		29/10/2012 1:21 58.9
		29/10/2012 1:26 58.9
		29/10/2012 1:31 57.7
		29/10/2012 1:36 58.0
		29/10/2012 1:41 58.1
		29/10/2012 1:46 57.8
		29/10/2012 1:51 58.5
		29/10/2012 1:56 57.8
		29/10/2012 2:01 57.9
		29/10/2012 2:06 57.8
		29/10/2012 2:11 59.0
		29/10/2012 2:16 57.9
		29/10/2012 2:21 57.9
		29/10/2012 2:26 57.6
		29/10/2012 2:31 57.8
		29/10/2012 2:36 57.8
		29/10/2012 2:41 56.9
		29/10/2012 2:46 56.7
		29/10/2012 2:51 56.8
		29/10/2012 2:56 57.3
		29/10/2012 3:01 57.5
		29/10/2012 3:06 56.5
		29/10/2012 3:11 56.5
		29/10/2012 3:16 56.8
		29/10/2012 3:21 57.2
		29/10/2012 3:26 56.3
		29/10/2012 3:31 56.3
		29/10/2012 3:36 56.8
		29/10/2012 3:41 57.2
		29/10/2012 3:46 57.6
		29/10/2012 3:51 57.2
		29/10/2012 3:56 56.4
		29/10/2012 4:01 57.1
		29/10/2012 4:06 56.7
		29/10/2012 4:11 57.0
		29/10/2012 4:16 56.8
		29/10/2012 4:21 57.1
		29/10/2012 4:26 56.6
		29/10/2012 4:31 57.1
		29/10/2012 4:36 56.8
		29/10/2012 4:41 56.3
		29/10/2012 4:46 56.7
		29/10/2012 4:51 57.4
		29/10/2012 4:56 57.5
		29/10/2012 5:01 57.4
		29/10/2012 5:06 57.7
		29/10/2012 5:11 57.7
		29/10/2012 5:16 57.8
		29/10/2012 5:21 58.2
		29/10/2012 5:26 57.9
		29/10/2012 5:31 58.5
		29/10/2012 5:36 57.7
		29/10/2012 5:41 59.4
		29/10/2012 5:46 58.9
		29/10/2012 5:51 59.1
		29/10/2012 5:56 58.7
		29/10/2012 6:01 59.2
		29/10/2012 6:06 60.2
		29/10/2012 6:11 60.9
		29/10/2012 6:16 60.1
		29/10/2012 6:21 60.1
		29/10/2012 6:26 60.7
		29/10/2012 6:31 61.0
		29/10/2012 6:36 61.7
		29/10/2012 6:41 61.7
		29/10/2012 6:46 61.9
		29/10/2012 6:51 62.4
		29/10/2012 6:56 62.9
		29/10/2012 7:01 61.5
		29/10/2012 7:06 61.5
		29/10/2012 7:11 61.5
		29/10/2012 7:16 61.2
		29/10/2012 7:21 61.6
		29/10/2012 7:26 61.4
		29/10/2012 7:31 60.7
		29/10/2012 7:36 61.1
		29/10/2012 7:41 60.4
		29/10/2012 7:46 60.9
		29/10/2012 7:51 61.2

Real-time Noise Data		RTN1 (Food and Environmental Hygiene Department Depot)									
1/11/2012 3:46	58.9	2/11/2012 4:51	57.9	3/11/2012 5:56	59.5	4/11/2012 23:01	61.4	6/11/2012 0:06	60.7	7/11/2012 1:11	58.9
1/11/2012 3:51	59.5	2/11/2012 4:56	57.7	3/11/2012 6:01	60.6	4/11/2012 23:06	61.1	6/11/2012 0:11	61.1	7/11/2012 1:16	59.7
1/11/2012 3:56	58.9	2/11/2012 5:01	58.2	3/11/2012 6:06	59.4	4/11/2012 23:11	61.7	6/11/2012 0:16	61.1	7/11/2012 1:21	60.3
1/11/2012 4:01	59.1	2/11/2012 5:06	58.2	3/11/2012 6:11	60.0	4/11/2012 23:16	62.0	6/11/2012 0:21	60.5	7/11/2012 1:26	59.0
1/11/2012 4:06	59.0	2/11/2012 5:11	56.7	3/11/2012 6:16	59.7	4/11/2012 23:21	61.1	6/11/2012 0:26	60.7	7/11/2012 1:31	59.3
1/11/2012 4:11	58.7	2/11/2012 5:16	58.3	3/11/2012 6:21	60.4	4/11/2012 23:26	60.9	6/11/2012 0:31	60.4	7/11/2012 1:36	58.3
1/11/2012 4:16	58.8	2/11/2012 5:21	59.5	3/11/2012 6:26	60.7	4/11/2012 23:31	61.2	6/11/2012 0:36	59.9	7/11/2012 1:41	58.8
1/11/2012 4:21	57.9	2/11/2012 5:26	58.4	3/11/2012 6:31	61.2	4/11/2012 23:36	61.3	6/11/2012 0:41	60.2	7/11/2012 1:46	58.9
1/11/2012 4:26	58.2	2/11/2012 5:31	58.2	3/11/2012 6:36	60.7	4/11/2012 23:41	61.3	6/11/2012 0:46	59.5	7/11/2012 1:51	58.1
1/11/2012 4:31	57.9	2/11/2012 5:36	58.5	3/11/2012 6:41	61.9	4/11/2012 23:46	61.5	6/11/2012 0:51	60.0	7/11/2012 1:56	58.1
1/11/2012 4:36	58.1	2/11/2012 5:41	60.9	3/11/2012 6:46	63.0	4/11/2012 23:51	60.4	6/11/2012 0:56	59.4	7/11/2012 2:01	58.3
1/11/2012 4:41	57.4	2/11/2012 5:46	60.3	3/11/2012 6:51	62.1	4/11/2012 23:56	60.6	6/11/2012 1:01	59.2	7/11/2012 2:06	58.8
1/11/2012 4:46	58.4	2/11/2012 5:51	58.7	3/11/2012 6:56	61.9	5/11/2012 0:01	61.4	6/11/2012 1:06	60.1	7/11/2012 2:11	58.2
1/11/2012 4:51	58.7	2/11/2012 5:56	59.6	3/11/2012 7:01	61.7	5/11/2012 0:06	61.1	6/11/2012 1:11	59.6	7/11/2012 2:16	58.5
1/11/2012 4:56	59.1	2/11/2012 6:01	59.5	3/11/2012 7:06	61.7	5/11/2012 0:11	61.2	6/11/2012 1:16	58.9	7/11/2012 2:21	58.0
1/11/2012 5:01	58.1	2/11/2012 6:06	59.9	3/11/2012 7:11	61.6	5/11/2012 0:16	61.0	6/11/2012 1:21	59.4	7/11/2012 2:26	57.8
1/11/2012 5:06	57.7	2/11/2012 6:11	60.6	3/11/2012 7:16	62.6	5/11/2012 0:21	60.9	6/11/2012 1:26	58.4	7/11/2012 2:31	57.6
1/11/2012 5:11	57.8	2/11/2012 6:16	61.2	3/11/2012 7:21	61.9	5/11/2012 0:26	59.9	6/11/2012 1:31	59.2	7/11/2012 2:36	58.8
1/11/2012 5:16	59.0	2/11/2012 6:21	61.3	3/11/2012 7:26	61.5	5/11/2012 0:31	61.0	6/11/2012 1:36	59.2	7/11/2012 2:41	57.7
1/11/2012 5:21	59.7	2/11/2012 6:26	60.6	3/11/2012 7:31	61.6	5/11/2012 0:36	59.8	6/11/2012 1:41	58.4	7/11/2012 2:46	58.0
1/11/2012 5:26	59.2	2/11/2012 6:31	62.3	3/11/2012 7:36	61.6	5/11/2012 0:41	59.5	6/11/2012 1:46	58.2	7/11/2012 2:51	57.6
1/11/2012 5:31	58.4	2/11/2012 6:36	61.9	3/11/2012 7:41	62.1	5/11/2012 0:46	59.3	6/11/2012 1:51	59.5	7/11/2012 2:56	58.4
1/11/2012 5:36	59.8	2/11/2012 6:41	63.0	3/11/2012 7:46	61.5	5/11/2012 0:51	58.7	6/11/2012 1:56	58.4	7/11/2012 3:01	57.2
1/11/2012 5:41	60.5	2/11/2012 6:46	62.4	3/11/2012 7:51	61.1	5/11/2012 0:56	59.4	6/11/2012 2:01	58.0	7/11/2012 3:06	57.4
1/11/2012 5:46	59.6	2/11/2012 6:51	62.8	3/11/2012 7:56	61.5	5/11/2012 1:01	58.9	6/11/2012 2:06	58.1	7/11/2012 3:11	58.8
1/11/2012 5:51	60.1	2/11/2012 6:56	63.5	4/11/2012 0:01	61.2	5/11/2012 1:06	59.6	6/11/2012 2:11	58.3	7/11/2012 3:16	57.5
1/11/2012 5:56	58.7	2/11/2012 7:01	62.2	4/11/2012 0:06	61.5	5/11/2012 1:11	58.0	6/11/2012 2:16	57.6	7/11/2012 3:21	57.0
1/11/2012 6:01	60.4	2/11/2012 7:06	61.9	4/11/2012 0:11	61.1	5/11/2012 1:16	58.7	6/11/2012 2:21	58.2	7/11/2012 3:26	56.7
1/11/2012 6:06	60.4	2/11/2012 7:11	61.7	4/11/2012 0:16	60.8	5/11/2012 1:21	58.9	6/11/2012 2:26	58.4	7/11/2012 3:31	57.6
1/11/2012 6:11	60.8	2/11/2012 7:16	61.7	4/11/2012 0:21	61.4	5/11/2012 1:26	57.8	6/11/2012 2:31	58.2	7/11/2012 3:36	57.9
1/11/2012 6:16	61.3	2/11/2012 7:21	61.8	4/11/2012 0:26	61.2	5/11/2012 1:31	58.1	6/11/2012 2:36	58.6	7/11/2012 3:41	56.9
1/11/2012 6:21	62.1	2/11/2012 7:26	61.6	4/11/2012 0:31	61.3	5/11/2012 1:36	59.2	6/11/2012 2:41	58.1	7/11/2012 3:46	58.2
1/11/2012 6:26	61.8	2/11/2012 7:31	62.0	4/11/2012 0:36	61.0	5/11/2012 1:41	58.9	6/11/2012 2:46	57.5	7/11/2012 3:51	57.1
1/11/2012 6:31	62.2	2/11/2012 7:36	62.0	4/11/2012 0:41	60.8	5/11/2012 1:46	58.1	6/11/2012 2:51	58.5	7/11/2012 3:56	57.6
1/11/2012 6:36	62.4	2/11/2012 7:41	61.8	4/11/2012 0:46	60.8	5/11/2012 1:51	58.7	6/11/2012 2:56	58.0	7/11/2012 4:01	57.9
1/11/2012 6:41	64.1	2/11/2012 7:46	61.5	4/11/2012 0:51	60.9	5/11/2012 1:56	57.4	6/11/2012 3:01	57.0	7/11/2012 4:06	57.7
1/11/2012 6:46	62.8	2/11/2012 7:51	61.8	4/11/2012 0:56	60.4	5/11/2012 2:01	58.6	6/11/2012 3:06	57.3	7/11/2012 4:11	57.0
1/11/2012 6:51	62.8	2/11/2012 7:56	61.2	4/11/2012 1:01	59.9	5/11/2012 2:06	57.9	6/11/2012 3:11	57.5	7/11/2012 4:16	57.2
1/11/2012 6:56	63.7	3/11/2012 0:01	61.1	4/11/2012 1:06	60.0	5/11/2012 2:11	57.0	6/11/2012 3:16	57.9	7/11/2012 4:21	57.9
1/11/2012 7:01	62.1	3/11/2012 0:06	61.3	4/11/2012 1:11	60.5	5/11/2012 2:16	57.8	6/11/2012 3:21	57.9	7/11/2012 4:26	57.2
1/11/2012 7:06	61.6	3/11/2012 0:11	61.3	4/11/2012 1:16	59.5	5/11/2012 2:21	58.1	6/11/2012 3:26	56.9	7/11/2012 4:31	58.3
1/11/2012 7:11	61.2	3/11/2012 0:16	61.6	4/11/2012 1:21	60.2	5/11/2012 2:26	56.4	6/11/2012 3:31	57.6	7/11/2012 4:36	58.4
1/11/2012 7:16	61.8	3/11/2012 0:21	63.8	4/11/2012 1:26	59.7	5/11/2012 2:31	57.3	6/11/2012 3:36	57.8	7/11/2012 4:41	56.9
1/11/2012 7:21	61.7	3/11/2012 0:26	61.1	4/11/2012 1:31	59.8	5/11/2012 2:36	58.3	6/11/2012 3:41	58.2	7/11/2012 4:46	57.4
1/11/2012 7:26	63.4	3/11/2012 0:31	60.5	4/11/2012 1:36	60.5	5/11/2012 2:41	57.3	6/11/2012 3:46	57.2	7/11/2012 4:51	57.2
1/11/2012 7:31	61.4	3/11/2012 0:36	60.0	4/11/2012 1:41	59.5	5/11/2012 2:46	57.7	6/11/2012 3:51	57.5	7/11/2012 4:56	57.7
1/11/2012 7:36	61.2	3/11/2012 0:41	59.9	4/11/2012 1:46	60.0	5/11/2012 2:51	57.6	6/11/2012 3:56	57.6	7/11/2012 5:01	57.2
1/11/2012 7:41	61.2	3/11/2012 0:46	60.4	4/11/2012 1:51	59.8	5/11/2012 2:56	56.5	6/11/2012 4:01	58.1	7/11/2012 5:06	57.6
1/11/2012 7:46	61.0	3/11/2012 0:51	61.1	4/11/2012 1:56	59.5	5/11/2012 3:01	57.0	6/11/2012 4:06	57.7	7/11/2012 5:11	58.1
1/11/2012 7:51	60.8	3/11/2012 0:56	60.8	4/11/2012 2:01	60.7	5/11/2012 3:06	57.3	6/11/2012 4:11	57.7	7/11/2012 5:16	58.1
1/11/2012 7:56	61.1	3/11/2012 1:01	60.5	4/11/2012 2:06	58.7	5/11/2012 3:11	57.8	6/11/2012 4:16	57.2	7/11/2012 5:21	58.1
2/11/2012 0:01	61.2	3/11/2012 1:06	60.3	4/11/2012 2:11	59.1	5/11/2012 3:16	56.9	6/11/2012 4:21	57.4	7/11/2012 5:26	58.4
2/11/2012 0:06	61.4	3/11/2012 1:11	60.8	4/11/2012 2:16	59.1	5/11/2012 3:21	57.0	6/11/2012 4:26	57.5	7/11/2012 5:31	58.2
2/11/2012 0:11	61.3	3/11/2012 1:16	60.2	4/11/2012 2:21	59.1	5/11/2012 3:26	56.9	6/11/2012 4:31	57.6	7/11/2012 5:36	58.2
2/11/2012 0:16	60.8	3/11/2012 1:21	63.7	4/11/2012 2:26	59.4	5/11/2012 3:31	57.2	6/11/2012 4:36	57.1	7/11/2012 5:41	58.9
2/11/2012 0:21	60.8	3/11/2012 1:26	60.9	4/11/2012 2:31	59.2	5/11/2012 3:36	57.4	6/11/2012 4:41	59.0	7/11/2012 5:46	58.8
2/11/2012 0:26	60.4	3/11/2012 1:31	59.7	4/11/2012 2:36	58.8	5/11/2012 3:41	58.1	6/11/2012 4:46	57.5	7/11/2012 5:51	59.4
2/11/2012 0:31	61.4	3/11/2012 1:36	61.6	4/11/2012 2:41	58.4	5/11/2012 3:46	59.2	6/11/2012 4:51	58.2	7/11/2012 5:56	59.5
2/11/2012 0:36	61.1	3/11/2012 1:41	59.9	4/11/2012 2:46	59.1	5/11/2012 3:51	57.5	6/11/2012 4:56	58.5	7/11/2012 6:01	59.4
2/11/2012 0:41	59.7	3/11/2012 1:46	60.0	4/11/2012 2:51	59.2	5/11/2012 3:56	57.2	6/11/2012 5:01	57.5	7/11/2012 6:06	60.0
2/11/2012 0:46	60.1	3/11/2012 1:51	59.7	4/11/2012 2:56	59.3	5/11/2012 4:01	57.3	6/11/2012 5:06	58.4	7/11/2012 6:11	60.1
2/11/2012 0:51	59.9	3/11/2012 1:56	59.8	4/11/2012 3:01	59.4	5/11/2012 4:06	57.6	6/11/2012 5:11	58.2	7/11/2012 6:16	60.8
2/11/2012 0:56	60.4	3/11/2012 2:01	60.1	4/11/2012 3:06	59.8	5/11/2012 4:11	57.2	6/11/2012 5:16	59.0	7/11/2012 6:21	61.1
2/11/2012 1:01	59.4	3/11/2012 2:06	59.9	4/11/2012 3:11	58.7	5/11/2012 4:16	57.2	6/11/2012 5:21	58.2	7/11/2012 6:26	61.0
2/11/2012 1:06	59.5	3/11/2012 2:11	59.5	4/11/2012 3:16	58.9	5/11/2012 4:21	57.5	6/11/2012 5:26	60.2	7/11/2012 6:31	61.7
2/11/2012 1:11	59.6	3/11/2012 2:16	60.1	4/11/2012 3:21	59.8	5/11/2012 4:26	58.3	6/11/2012 5:31	59.1	7/11/2012 6:36	61.5
2/11/2012 1:16	59.2	3/11/2012 2:21	59.8	4/11/2012 3:26	59.4	5/11/2012 4:31	56.5	6/11/2012 5:36	60.7	7/11/2012 6:41	62.0
2/11/2012 1:21	59.7	3/11/2012 2:26	59.8	4/11/2012 3:31	59.3	5/11/2012 4:36	57.6	6/11/2012 5:41	59.4	7/11/2012 6:46	62.3
2/11/2012 1:26	59.1	3/11/2012 2:31	59.4	4/11/2012 3:36	58.6	5/11/2012 4:41	57.3	6/11/2012 5:46	60.1	7/11/2012 6:51	62.6
2/11/2012 1:31	59.5	3/11/2012 2:36	59.4	4/11/2012 3:41	58.9	5/11/2012 4:46	56.7	6/11/2012 5:51	59.9	7/11/2012 6:56	62.6
2/11/2012 1:36	59.4	3/11/2012 2:41	59.4	4/11/2012 3:46	58.8	5/11/2012 4:51	57.5	6/11/2012 5:56	59.5	7/11/2012 7:01	62.0

Real-time Noise Data		RTN1 (Food and Environmental Hygiene Department Depot)													
8/11/2012 2:16	58.0	9/11/2012 3:21	57.4	10/11/2012 4:26	58.5	11/11/2012 5:31	58.9	12/11/2012 6:36	61.5	13/11/2012 23:41	62.3				
8/11/2012 2:21	58.0	9/11/2012 3:26	58.4	10/11/2012 4:31	58.6	11/11/2012 5:36	59.4	12/11/2012 6:41	61.0	13/11/2012 23:46	62.3				
8/11/2012 2:26	57.8	9/11/2012 3:31	61.9	10/11/2012 4:36	58.1	11/11/2012 5:41	59.7	12/11/2012 6:46	61.7	13/11/2012 23:51	62.6				
8/11/2012 2:31	58.3	9/11/2012 3:36	57.6	10/11/2012 4:41	58.8	11/11/2012 5:46	60.1	12/11/2012 6:51	63.0	13/11/2012 23:56	62.1				
8/11/2012 2:36	57.9	9/11/2012 3:41	58.3	10/11/2012 4:46	60.9	11/11/2012 5:51	59.7	12/11/2012 6:56	61.8	14/11/2012 0:01	62.5				
8/11/2012 2:41	58.4	9/11/2012 3:46	58.1	10/11/2012 4:51	58.2	11/11/2012 5:56	59.2	12/11/2012 23:01	62.0	14/11/2012 0:06	62.2				
8/11/2012 2:46	57.8	9/11/2012 3:51	58.3	10/11/2012 4:56	59.0	11/11/2012 6:01	60.0	12/11/2012 23:06	62.0	14/11/2012 0:11	62.0				
8/11/2012 2:51	57.9	9/11/2012 3:56	57.6	10/11/2012 5:01	59.2	11/11/2012 6:06	60.0	12/11/2012 23:11	61.5	14/11/2012 0:16	62.2				
8/11/2012 2:56	57.5	9/11/2012 4:01	57.6	10/11/2012 5:06	58.7	11/11/2012 6:11	60.2	12/11/2012 23:16	61.9	14/11/2012 0:21	62.2				
8/11/2012 3:01	57.5	9/11/2012 4:06	57.4	10/11/2012 5:11	58.4	11/11/2012 6:16	60.1	12/11/2012 23:21	62.7	14/11/2012 0:26	62.5				
8/11/2012 3:06	57.1	9/11/2012 4:11	57.9	10/11/2012 5:16	58.3	11/11/2012 6:21	60.4	12/11/2012 23:26	62.0	14/11/2012 0:31	62.2				
8/11/2012 3:11	57.0	9/11/2012 4:16	57.5	10/11/2012 5:21	58.3	11/11/2012 6:26	61.6	12/11/2012 23:31	62.1	14/11/2012 0:36	61.6				
8/11/2012 3:16	57.5	9/11/2012 4:21	57.4	10/11/2012 5:26	59.0	11/11/2012 6:31	60.5	12/11/2012 23:36	62.3	14/11/2012 0:41	62.1				
8/11/2012 3:21	57.4	9/11/2012 4:26	57.5	10/11/2012 5:31	58.4	11/11/2012 6:36	62.0	12/11/2012 23:41	61.9	14/11/2012 0:46	61.0				
8/11/2012 3:26	57.7	9/11/2012 4:31	57.3	10/11/2012 5:36	59.5	11/11/2012 6:41	61.2	12/11/2012 23:46	61.9	14/11/2012 0:51	61.8				
8/11/2012 3:31	57.5	9/11/2012 4:36	57.3	10/11/2012 5:41	59.1	11/11/2012 6:46	61.7	12/11/2012 23:51	62.2	14/11/2012 0:56	61.6				
8/11/2012 3:36	57.2	9/11/2012 4:41	57.7	10/11/2012 5:46	59.0	11/11/2012 6:51	64.1	12/11/2012 23:56	61.9	14/11/2012 1:01	61.6				
8/11/2012 3:41	57.2	9/11/2012 4:46	58.3	10/11/2012 5:51	59.6	11/11/2012 6:56	61.5	13/11/2012 0:01	62.1	14/11/2012 1:06	62.2				
8/11/2012 3:46	57.4	9/11/2012 4:51	58.1	10/11/2012 5:56	59.9	11/11/2012 23:01	65.3	13/11/2012 0:06	61.8	14/11/2012 1:11	61.5				
8/11/2012 3:51	56.6	9/11/2012 4:56	57.6	10/11/2012 6:01	59.1	11/11/2012 23:06	64.1	13/11/2012 0:11	61.6	14/11/2012 1:16	60.8				
8/11/2012 3:56	58.2	9/11/2012 5:01	58.1	10/11/2012 6:06	59.5	11/11/2012 23:11	66.4	13/11/2012 0:16	61.7	14/11/2012 1:21	61.3				
8/11/2012 4:01	58.1	9/11/2012 5:06	58.4	10/11/2012 6:11	60.1	11/11/2012 23:16	64.4	13/11/2012 0:21	61.9	14/11/2012 1:26	62.0				
8/11/2012 4:06	56.7	9/11/2012 5:11	58.1	10/11/2012 6:16	59.6	11/11/2012 23:21	63.6	13/11/2012 0:26	62.1	14/11/2012 1:31	61.0				
8/11/2012 4:11	57.3	9/11/2012 5:16	58.8	10/11/2012 6:21	60.5	11/11/2012 23:26	64.1	13/11/2012 0:31	62.0	14/11/2012 1:36	60.4				
8/11/2012 4:16	57.3	9/11/2012 5:21	58.2	10/11/2012 6:26	61.0	11/11/2012 23:31	64.3	13/11/2012 0:36	61.3	14/11/2012 1:41	60.6				
8/11/2012 4:21	57.6	9/11/2012 5:26	58.4	10/11/2012 6:31	60.1	11/11/2012 23:36	64.2	13/11/2012 0:41	61.6	14/11/2012 1:46	59.6				
8/11/2012 4:26	57.2	9/11/2012 5:31	58.0	10/11/2012 6:36	60.9	11/11/2012 23:41	63.7	13/11/2012 0:46	60.6	14/11/2012 1:51	59.5				
8/11/2012 4:31	57.0	9/11/2012 5:36	58.4	10/11/2012 6:41	60.8	11/11/2012 23:46	64.5	13/11/2012 0:51	61.2	14/11/2012 1:56	59.8				
8/11/2012 4:36	57.4	9/11/2012 5:41	59.2	10/11/2012 6:46	61.8	11/11/2012 23:51	64.9	13/11/2012 0:56	61.0	14/11/2012 2:01	60.1				
8/11/2012 4:41	57.5	9/11/2012 5:46	59.5	10/11/2012 6:51	61.9	11/11/2012 23:56	63.6	13/11/2012 1:01	61.3	14/11/2012 2:06	60.2				
8/11/2012 4:46	56.8	9/11/2012 5:51	59.4	10/11/2012 6:56	62.1	12/11/2012 0:01	64.4	13/11/2012 1:06	61.8	14/11/2012 2:11	60.1				
8/11/2012 4:51	58.4	9/11/2012 5:56	60.7	10/11/2012 23:01	61.7	12/11/2012 0:06	63.8	13/11/2012 1:11	61.1	14/11/2012 2:16	59.9				
8/11/2012 4:56	57.5	9/11/2012 6:01	58.0	10/11/2012 23:06	61.4	12/11/2012 0:11	63.6	13/11/2012 1:16	60.8	14/11/2012 2:21	59.7				
8/11/2012 5:01	58.1	9/11/2012 6:06	59.6	10/11/2012 23:11	60.6	12/11/2012 0:16	63.7	13/11/2012 1:21	60.9	14/11/2012 2:26	59.5				
8/11/2012 5:06	57.7	9/11/2012 6:11	60.5	10/11/2012 23:16	61.5	12/11/2012 0:21	64.0	13/11/2012 1:26	61.1	14/11/2012 2:31	60.1				
8/11/2012 5:11	57.8	9/11/2012 6:16	60.6	10/11/2012 23:21	61.9	12/11/2012 0:26	64.8	13/11/2012 1:31	60.8	14/11/2012 2:36	59.6				
8/11/2012 5:16	58.3	9/11/2012 6:21	61.6	10/11/2012 23:26	61.2	12/11/2012 0:31	64.0	13/11/2012 1:36	60.1	14/11/2012 2:41	59.8				
8/11/2012 5:21	57.8	9/11/2012 6:26	61.3	10/11/2012 23:31	61.5	12/11/2012 0:36	64.4	13/11/2012 1:41	60.2	14/11/2012 2:46	59.3				
8/11/2012 5:26	58.3	9/11/2012 6:31	61.2	10/11/2012 23:36	61.5	12/11/2012 0:41	63.2	13/11/2012 1:46	59.4	14/11/2012 2:51	59.0				
8/11/2012 5:31	58.6	9/11/2012 6:36	62.0	10/11/2012 23:41	61.2	12/11/2012 0:46	62.8	13/11/2012 1:51	59.4	14/11/2012 2:56	59.7				
8/11/2012 5:36	58.0	9/11/2012 6:41	62.4	10/11/2012 23:46	61.1	12/11/2012 0:51	64.2	13/11/2012 1:56	59.7	14/11/2012 3:01	59.3				
8/11/2012 5:41	58.6	9/11/2012 6:46	62.3	10/11/2012 23:51	61.3	12/11/2012 0:56	63.3	13/11/2012 2:01	60.1	14/11/2012 3:06	58.9				
8/11/2012 5:46	59.6	9/11/2012 6:51	62.8	10/11/2012 23:56	61.6	12/11/2012 1:01	63.0	13/11/2012 2:06	60.2	14/11/2012 3:11	59.5				
8/11/2012 5:51	59.1	9/11/2012 6:56	63.2	11/11/2012 0:01	61.3	12/11/2012 1:06	63.7	13/11/2012 2:11	60.0	14/11/2012 3:16	58.7				
8/11/2012 5:56	59.4	9/11/2012 23:01	62.9	11/11/2012 0:06	61.0	12/11/2012 1:11	62.9	13/11/2012 2:16	59.9	14/11/2012 3:21	60.1				
8/11/2012 6:01	59.1	9/11/2012 23:06	64.6	11/11/2012 0:11	60.9	12/11/2012 1:16	63.9	13/11/2012 2:21	59.8	14/11/2012 3:26	58.7				
8/11/2012 6:06	59.9	9/11/2012 23:11	63.9	11/11/2012 0:16	60.7	12/11/2012 1:21	62.6	13/11/2012 2:26	59.5	14/11/2012 3:31	59.4				
8/11/2012 6:11	60.0	9/11/2012 23:16	63.1	11/11/2012 0:21	61.4	12/11/2012 1:26	62.4	13/11/2012 2:31	60.1	14/11/2012 3:36	59.3				
8/11/2012 6:16	60.3	9/11/2012 23:21	64.9	11/11/2012 0:26	61.2	12/11/2012 1:31	66.2	13/11/2012 2:36	59.6	14/11/2012 3:41	59.3				
8/11/2012 6:21	60.2	9/11/2012 23:26	64.3	11/11/2012 0:31	61.5	12/11/2012 1:36	63.0	13/11/2012 2:41	59.7	14/11/2012 3:46	59.2				
8/11/2012 6:26	60.9	9/11/2012 23:31	63.9	11/11/2012 0:36	60.8	12/11/2012 1:41	62.6	13/11/2012 2:46	59.2	14/11/2012 3:51	59.3				
8/11/2012 6:31	60.9	9/11/2012 23:36	64.6	11/11/2012 0:41	60.6	12/11/2012 1:46	64.3	13/11/2012 2:51	59.0	14/11/2012 3:56	58.9				
8/11/2012 6:36	62.4	9/11/2012 23:41	64.0	11/11/2012 0:46	59.9	12/11/2012 1:51	62.6	13/11/2012 2:56	59.7	14/11/2012 4:01	58.9				
8/11/2012 6:41	62.5	9/11/2012 23:46	64.2	11/11/2012 0:51	60.1	12/11/2012 1:56	59.9	13/11/2012 3:01	59.3	14/11/2012 4:06	58.7				
8/11/2012 6:46	62.3	9/11/2012 23:51	64.8	11/11/2012 0:56	59.8	12/11/2012 2:01	60.1	13/11/2012 3:06	58.9	14/11/2012 4:11	58.5				
8/11/2012 6:51	62.4	9/11/2012 23:56	62.8	11/11/2012 1:01	60.7	12/11/2012 2:06	60.2	13/11/2012 3:11	59.5	14/11/2012 4:16	59.8				
8/11/2012 6:56	62.8	10/11/2012 0:01	64.5	11/11/2012 1:06	60.9	12/11/2012 2:11	60.2	13/11/2012 3:16	58.5	14/11/2012 4:21	58.7				
8/11/2012 23:01	61.9	10/11/2012 0:06	64.1	11/11/2012 1:11	60.1	12/11/2012 2:16	59.9	13/11/2012 3:21	60.3	14/11/2012 4:26	58.2				
8/11/2012 23:06	62.4	10/11/2012 0:11	63.9	11/11/2012 1:16	60.6	12/11/2012 2:21	59.5	13/11/2012 3:26	58.8	14/11/2012 4:31	58.6				
8/11/2012 23:11	61.7	10/11/2012 0:16	64.7	11/11/2012 1:21	60.1	12/11/2012 2:26	59.6	13/11/2012 3:31	59.5	14/11/2012 4:36	58.1				
8/11/2012 23:16	61.6	10/11/2012 0:21	63.6	11/11/2012 1:26	61.0	12/11/2012 2:31	60.0	13/11/2012 3:36	59.2	14/11/2012 4:41	58.4				
8/11/2012 23:21	61.5	10/11/2012 0:26	64.9	11/11/2012 1:31	60.2	12/11/2012 2:36	59.6	13/11/2012 3:41	59.4	14/11/2012 4:46	60.1				
8/11/2012 23:26	61.6	10/11/2012 0:31	63.4	11/11/2012 1:36	59.5	12/11/2012 2:41	59.8	13/11/2012 3:46	59.4	14/11/2012 4:51	58.0				
8/11/2012 23:31	61.1	10/11/2012 0:36	63.0	11/11/2012 1:41	59.6	12/11/2012 2:46	59.4	13/11/2012 3:51	59.5	14/11/2012 4:56	59.0				
8/11/2012 23:36	61.1	10/11/2012 0:41	64.5	11/11/2012 1:46	59.1	12/11/2012 2:51	59.0	13/11/2012 3:56	59.0	14/11/2012 5:01	58.8				
8/11/2012 23:41	60.7	10/11/2012 0:46	62.9	11/11/2012 1:51	59.2	12/11/2012 2:56	59.7	13/11/2012 4:01	58.8	14/11/2012 5:06	58.6				
8/11/2012 23:46	61.0	10/11/2012 0:51	64.7	11/11/2012 1:56	59.5	12/11/2012 3:01	59.3	13/11/2012 4:06	58.7	14/11/2012 5:11	59.0				
8/11/2012 23:51	60.5	10/11/2012 0:56	64.6	11/11/2012 2:01	60.2	12/11/2012 3:06	58.9	13/11/2012 4:11	58.5	14/11/2012 5:16	58.0				
8/11/2012 23:56	60.5	10/11/2012 1:01	63.1	11/11/2012 2:06	60.3	12/11/2012 3:11	59.6	13/11/2012 4:16	60.0	14/11/2012 5:21	58.9				
9/11															

Real-time Noise Data	RTN1 (Food and Environmental Hygiene Department Depot)				
15/11/2012 0:46 59.3	16/11/2012 1:51 59.1	17/11/2012 2:56 60.0	18/11/2012 4:01 57.4	19/11/2012 5:06 58.6	20/11/2012 6:11 62.0
15/11/2012 0:51 60.0	16/11/2012 1:56 59.0	17/11/2012 3:01 59.8	18/11/2012 4:06 56.8	19/11/2012 5:11 58.2	20/11/2012 6:16 62.8
15/11/2012 0:56 60.1	16/11/2012 2:01 58.3	17/11/2012 3:06 60.1	18/11/2012 4:11 58.0	19/11/2012 5:16 58.5	20/11/2012 6:21 62.8
15/11/2012 1:01 59.3	16/11/2012 2:06 58.3	17/11/2012 3:11 59.4	18/11/2012 4:16 57.7	19/11/2012 5:21 59.3	20/11/2012 6:26 63.1
15/11/2012 1:06 59.0	16/11/2012 2:11 59.0	17/11/2012 3:16 59.6	18/11/2012 4:21 58.1	19/11/2012 5:26 58.9	20/11/2012 6:31 63.1
15/11/2012 1:11 59.5	16/11/2012 2:16 57.9	17/11/2012 3:21 59.0	18/11/2012 4:26 57.8	19/11/2012 5:31 59.0	20/11/2012 6:36 63.0
15/11/2012 1:16 59.0	16/11/2012 2:21 58.1	17/11/2012 3:26 59.1	18/11/2012 4:31 57.5	19/11/2012 5:36 58.8	20/11/2012 6:41 63.9
15/11/2012 1:21 58.6	16/11/2012 2:26 58.1	17/11/2012 3:31 59.4	18/11/2012 4:36 57.2	19/11/2012 5:41 58.8	20/11/2012 6:46 63.9
15/11/2012 1:26 57.9	16/11/2012 2:31 58.1	17/11/2012 3:36 58.2	18/11/2012 4:41 57.5	19/11/2012 5:46 59.6	20/11/2012 6:51 63.7
15/11/2012 1:31 58.8	16/11/2012 2:36 59.2	17/11/2012 3:41 58.2	18/11/2012 4:46 56.8	19/11/2012 5:51 59.7	20/11/2012 6:56 64.7
15/11/2012 1:36 58.6	16/11/2012 2:41 58.4	17/11/2012 3:46 58.3	18/11/2012 4:51 57.0	19/11/2012 5:56 59.6	20/11/2012 23:01 61.4
15/11/2012 1:41 57.9	16/11/2012 2:46 58.0	17/11/2012 3:51 58.5	18/11/2012 4:56 57.0	19/11/2012 6:01 59.2	20/11/2012 23:06 61.3
15/11/2012 1:46 59.4	16/11/2012 2:51 58.0	17/11/2012 3:56 58.5	18/11/2012 5:01 57.0	19/11/2012 6:06 60.7	20/11/2012 23:11 61.7
15/11/2012 1:51 58.3	16/11/2012 2:56 57.5	17/11/2012 4:01 57.8	18/11/2012 5:06 58.2	19/11/2012 6:11 60.5	20/11/2012 23:16 62.3
15/11/2012 1:56 58.0	16/11/2012 3:01 57.7	17/11/2012 4:06 58.5	18/11/2012 5:11 56.9	19/11/2012 6:16 60.4	20/11/2012 23:21 61.8
15/11/2012 2:01 58.5	16/11/2012 3:06 59.0	17/11/2012 4:11 58.2	18/11/2012 5:16 57.6	19/11/2012 6:21 60.3	20/11/2012 23:26 62.7
15/11/2012 2:06 58.2	16/11/2012 3:11 57.6	17/11/2012 4:16 59.3	18/11/2012 5:21 57.3	19/11/2012 6:26 60.7	20/11/2012 23:31 61.5
15/11/2012 2:11 58.4	16/11/2012 3:16 56.9	17/11/2012 4:21 59.0	18/11/2012 5:26 56.9	19/11/2012 6:31 61.6	20/11/2012 23:36 61.6
15/11/2012 2:16 58.2	16/11/2012 3:21 56.9	17/11/2012 4:26 59.6	18/11/2012 5:31 58.5	19/11/2012 6:36 61.5	20/11/2012 23:41 62.0
15/11/2012 2:21 57.6	16/11/2012 3:26 57.1	17/11/2012 4:31 58.7	18/11/2012 5:36 57.7	19/11/2012 6:41 62.4	20/11/2012 23:46 60.7
15/11/2012 2:26 57.7	16/11/2012 3:31 57.6	17/11/2012 4:36 59.6	18/11/2012 5:41 57.9	19/11/2012 6:46 62.4	20/11/2012 23:51 61.0
15/11/2012 2:31 57.7	16/11/2012 3:36 57.5	17/11/2012 4:41 58.1	18/11/2012 5:46 59.0	19/11/2012 6:51 62.2	20/11/2012 23:56 60.2
15/11/2012 2:36 58.0	16/11/2012 3:41 57.0	17/11/2012 4:46 59.1	18/11/2012 5:51 59.7	19/11/2012 6:56 63.3	21/11/2012 0:01 61.0
15/11/2012 2:41 57.7	16/11/2012 3:46 57.6	17/11/2012 4:51 58.8	18/11/2012 5:56 57.3	19/11/2012 23:01 61.5	21/11/2012 0:06 60.7
15/11/2012 2:46 57.5	16/11/2012 3:51 57.6	17/11/2012 4:56 58.7	18/11/2012 6:01 57.6	19/11/2012 23:06 61.6	21/11/2012 0:11 61.4
15/11/2012 2:51 57.1	16/11/2012 3:56 57.4	17/11/2012 5:01 59.0	18/11/2012 6:06 58.2	19/11/2012 23:11 62.3	21/11/2012 0:16 60.5
15/11/2012 2:56 57.6	16/11/2012 4:01 57.5	17/11/2012 5:06 58.2	18/11/2012 6:11 58.4	19/11/2012 23:16 61.8	21/11/2012 0:21 60.3
15/11/2012 3:01 58.2	16/11/2012 4:06 57.3	17/11/2012 5:11 58.5	18/11/2012 6:16 58.6	19/11/2012 23:21 61.8	21/11/2012 0:26 60.0
15/11/2012 3:06 58.1	16/11/2012 4:11 57.5	17/11/2012 5:16 57.7	18/11/2012 6:21 59.0	19/11/2012 23:26 63.1	21/11/2012 0:31 59.7
15/11/2012 3:11 56.8	16/11/2012 4:16 57.1	17/11/2012 5:21 57.9	18/11/2012 6:26 60.5	19/11/2012 23:31 61.8	21/11/2012 0:36 59.2
15/11/2012 3:16 57.4	16/11/2012 4:21 57.0	17/11/2012 5:26 57.6	18/11/2012 6:31 59.0	19/11/2012 23:36 61.7	21/11/2012 0:41 59.3
15/11/2012 3:21 57.3	16/11/2012 4:26 57.3	17/11/2012 5:31 58.3	18/11/2012 6:36 59.8	19/11/2012 23:41 61.8	21/11/2012 0:46 59.7
15/11/2012 3:26 58.1	16/11/2012 4:31 57.7	17/11/2012 5:36 58.8	18/11/2012 6:41 60.2	19/11/2012 23:46 61.4	21/11/2012 0:51 58.3
15/11/2012 3:31 57.2	16/11/2012 4:36 57.5	17/11/2012 5:41 59.6	18/11/2012 6:46 59.9	19/11/2012 23:51 61.3	21/11/2012 0:56 58.5
15/11/2012 3:36 56.5	16/11/2012 4:41 57.2	17/11/2012 5:46 59.0	18/11/2012 6:51 60.1	19/11/2012 23:56 60.8	21/11/2012 1:01 59.1
15/11/2012 3:41 57.6	16/11/2012 4:46 57.4	17/11/2012 5:51 58.9	18/11/2012 6:56 60.4	20/11/2012 0:01 61.3	21/11/2012 1:06 59.5
15/11/2012 3:46 57.4	16/11/2012 4:51 57.6	17/11/2012 5:56 58.9	18/11/2012 23:01 60.8	20/11/2012 0:06 61.2	21/11/2012 1:11 58.3
15/11/2012 3:51 57.1	16/11/2012 4:56 57.8	17/11/2012 6:01 59.2	18/11/2012 23:06 61.1	20/11/2012 0:11 61.6	21/11/2012 1:16 58.6
15/11/2012 3:56 56.9	16/11/2012 5:01 58.0	17/11/2012 6:06 58.9	18/11/2012 23:11 61.8	20/11/2012 0:16 61.1	21/11/2012 1:21 59.3
15/11/2012 4:01 57.1	16/11/2012 5:06 58.3	17/11/2012 6:11 59.3	18/11/2012 23:16 61.3	20/11/2012 0:21 61.1	21/11/2012 1:26 58.6
15/11/2012 4:06 57.5	16/11/2012 5:11 57.8	17/11/2012 6:16 59.5	18/11/2012 23:21 61.5	20/11/2012 0:26 60.7	21/11/2012 1:31 59.0
15/11/2012 4:11 57.6	16/11/2012 5:16 58.0	17/11/2012 6:21 60.3	18/11/2012 23:26 61.6	20/11/2012 0:31 60.6	21/11/2012 1:36 58.0
15/11/2012 4:16 57.5	16/11/2012 5:21 58.4	17/11/2012 6:26 60.6	18/11/2012 23:31 61.5	20/11/2012 0:36 59.6	21/11/2012 1:41 58.2
15/11/2012 4:21 57.6	16/11/2012 5:26 57.8	17/11/2012 6:31 60.6	18/11/2012 23:36 61.3	20/11/2012 0:41 59.9	21/11/2012 1:46 58.1
15/11/2012 4:26 57.1	16/11/2012 5:31 59.3	17/11/2012 6:36 61.3	18/11/2012 23:41 60.9	20/11/2012 0:46 59.9	21/11/2012 1:51 58.4
15/11/2012 4:31 56.8	16/11/2012 5:36 58.7	17/11/2012 6:41 61.4	18/11/2012 23:46 61.3	20/11/2012 0:51 59.1	21/11/2012 1:56 57.2
15/11/2012 4:36 56.8	16/11/2012 5:41 59.6	17/11/2012 6:46 61.8	18/11/2012 23:51 61.0	20/11/2012 0:56 59.2	21/11/2012 2:01 57.6
15/11/2012 4:41 56.5	16/11/2012 5:46 58.7	17/11/2012 6:51 62.5	18/11/2012 23:56 60.9	20/11/2012 1:01 59.5	21/11/2012 2:06 57.9
15/11/2012 4:46 57.6	16/11/2012 5:51 59.2	17/11/2012 6:56 61.7	19/11/2012 0:01 61.1	20/11/2012 1:06 59.6	21/11/2012 2:11 57.3
15/11/2012 4:51 57.0	16/11/2012 5:56 58.9	17/11/2012 23:01 60.6	19/11/2012 0:06 61.1	20/11/2012 1:11 59.2	21/11/2012 2:16 58.1
15/11/2012 4:56 57.5	16/11/2012 6:01 59.2	17/11/2012 23:06 60.9	19/11/2012 0:11 61.1	20/11/2012 1:16 59.0	21/11/2012 2:21 57.5
15/11/2012 5:01 57.4	16/11/2012 6:06 59.1	17/11/2012 23:11 61.2	19/11/2012 0:16 60.7	20/11/2012 1:21 59.6	21/11/2012 2:26 58.0
15/11/2012 5:06 57.6	16/11/2012 6:11 59.6	17/11/2012 23:16 61.4	19/11/2012 0:21 61.1	20/11/2012 1:26 58.7	21/11/2012 2:31 57.8
15/11/2012 5:11 57.9	16/11/2012 6:16 59.9	17/11/2012 23:21 61.5	19/11/2012 0:26 60.3	20/11/2012 1:31 58.6	21/11/2012 2:36 57.2
15/11/2012 5:16 58.0	16/11/2012 6:21 60.3	17/11/2012 23:26 61.8	19/11/2012 0:31 61.2	20/11/2012 1:36 58.7	21/11/2012 2:41 57.2
15/11/2012 5:21 57.7	16/11/2012 6:26 60.7	17/11/2012 23:31 62.1	19/11/2012 0:36 59.8	20/11/2012 1:41 58.7	21/11/2012 2:46 57.8
15/11/2012 5:26 57.7	16/11/2012 6:31 61.0	17/11/2012 23:36 63.0	19/11/2012 0:41 60.1	20/11/2012 1:46 58.5	21/11/2012 2:51 57.7
15/11/2012 5:31 57.8	16/11/2012 6:36 61.2	17/11/2012 23:41 62.6	19/11/2012 0:46 59.9	20/11/2012 1:51 59.1	21/11/2012 2:56 58.3
15/11/2012 5:36 58.2	16/11/2012 6:41 61.9	17/11/2012 23:46 61.9	19/11/2012 0:51 59.8	20/11/2012 1:56 57.9	21/11/2012 3:01 57.2
15/11/2012 5:41 58.9	16/11/2012 6:46 61.9	17/11/2012 23:51 61.5	19/11/2012 0:56 59.7	20/11/2012 2:01 58.4	21/11/2012 3:06 58.3
15/11/2012 5:46 58.9	16/11/2012 6:51 62.4	17/11/2012 23:56 61.7	19/11/2012 1:01 59.4	20/11/2012 2:06 58.7	21/11/2012 3:11 57.2
15/11/2012 5:51 58.6	16/11/2012 6:56 62.2	18/11/2012 0:01 62.1	19/11/2012 1:06 59.7	20/11/2012 2:11 58.0	21/11/2012 3:16 57.4
15/11/2012 5:56 58.9	16/11/2012 23:01 62.1	18/11/2012 0:06 61.5	19/11/2012 1:11 59.8	20/11/2012 2:16 58.3	21/11/2012 3:21 56.5
15/11/2012 6:01 59.1	16/11/2012 23:06 61.9	18/11/2012 0:11 62.0	19/11/2012 1:16 60.1	20/11/2012 2:21 58.2	21/11/2012 3:26 57.0
15/11/2012 6:06 59.4	16/11/2012 23:11 62.0	18/11/2012 0:16 61.4	19/11/2012 1:21 59.8	20/11/2012 2:26 57.9	21/11/2012 3:31 56.8
15/11/2012 6:11 59.9	16/11/2012 23:16 62.0	18/11/2012 0:21 61.9	19/11/2012 1:26 59.1	20/11/2012 2:31 58.3	21/11/2012 3:36 57.1
15/11/2012 6:16 60.3	16/11/2012 23:21 61.7	18/11/2012 0:26 61.4	19/11/2012 1:31 58.8	20/11/2012 2:36 57.9	21/11/2012 3:41 57.4
15/11/2012 6:21 60.2	16/11/2012 23:26 61.5	18/11/2012 0:31 61.8	19/11/2012 1:36 59.7	20/11/2012 2:41 57.8	21/11/2012 3:46 57.6
15/11/2012 6:26 60.8	16/11/2012 23:31 61.6	18/11/2012 0:36 61.3	19/11/2012 1:41 59.3	20/11/2012 2:46 57.9	21/11/2012 3:51 57.0
15/11/2012 6:31 61.4	16/11/2012 23:36 61.8	18/11/2012 0:41 61.3	19/11/2012 1:46 58.9	20/11/2012 2:51 57.7	21/11/2012 3:56 57.4
15/11/2012 6:36 61.2	16/11/2012 23:41 61.3	18/11/2012 0:46 60.9	19/11/2012 1:51 59.3	20/11/2012 2:56 57.9	21/11/2012 4:01 57.0
15/11/2012 6:41 62.3	16/11/2012 23:46 62.0	18/11/2012 0:51 59.7	19/11/2012 1:56 59.3	20/11/2012 3:01 57.4	21/11/2012 4:06 56.3
15/11/2012 6:46 62.1	16/11/2012 23:51 60.7	18/11/2012 0:56 60.3	19/11/2012 2:01 58.9	20/11/2012 3:06 58.1	21/11/2012 4:11 57.0
15/11/2012 6:51 62.4	16/11/2012 23:56 60.7	18/11/2012 1:01 59.3	19/11/2012 2:06 59.1	20/11/2012 3:11 57.9	21/11/2012 4:16 56.7
15/11/2012 6:56 62.7	17/11/2012 0:01 61.2	18/11/2012 1:06 59.9	19/11/2012 2:11 58.6	20/11/2012 3:16 57.9	21/11/2012 4:21 56.2
15/11/2012 23:01 61.4	17/11/2012 0:06 61.2	18/11/2012 1:11 59.3	19/11/2012 2:16 58.3	20/11/2012 3:21 57.0	21/11/2012 4:26 56.4
15/11/2012 23:06 61.5	17/11/2012 0:11 60.7	18/11/2012 1:16 60.3	19/11/2012 2:21 58.9	20/11/2012 3:26 57.2	21/11/2012 4:31 56.7
15/11/2012 23:11 60.7	17/11/2012 0:16 61.0	18/11/2012 1:21 59.2	19/11/2012 2:26 58.2	20/11/2012 3:31 57.6	21/11/2012 4:36 56.2
15/11/2012 23:16 62.6	17/11/2012 0:21 60.9	18/11/2012 1:26 59.2	19/11/2012 2:31 58.7	20/11/2012 3:36 57.8	21/11/2012 4:41 56.

Real-time Noise Data	RTN1 (Food and Environmental Hygiene Department Depot)					
21/11/2012 23:16 63.0	23/11/2012 0:21 61.0	24/11/2012 1:26 60.4	25/11/2012 2:31 58.8	26/11/2012 3:36 58.6	27/11/2012 4:41 56.4	
21/11/2012 23:21 62.1	23/11/2012 0:26 61.0	24/11/2012 1:31 61.6	25/11/2012 2:36 58.0	26/11/2012 3:41 58.1	27/11/2012 4:46 57.1	
21/11/2012 23:26 61.4	23/11/2012 0:31 60.7	24/11/2012 1:36 60.7	25/11/2012 2:41 58.1	26/11/2012 3:46 58.0	27/11/2012 4:51 57.3	
21/11/2012 23:31 61.7	23/11/2012 0:36 60.5	24/11/2012 1:41 60.2	25/11/2012 2:46 59.2	26/11/2012 3:51 58.8	27/11/2012 4:56 57.3	
21/11/2012 23:36 61.5	23/11/2012 0:41 59.6	24/11/2012 1:46 60.3	25/11/2012 2:51 58.2	26/11/2012 3:56 57.9	27/11/2012 5:01 56.6	
21/11/2012 23:41 62.2	23/11/2012 0:46 59.3	24/11/2012 1:51 60.2	25/11/2012 2:56 59.0	26/11/2012 4:01 58.2	27/11/2012 5:06 57.3	
21/11/2012 23:46 61.1	23/11/2012 0:51 59.5	24/11/2012 1:56 59.9	25/11/2012 3:01 58.5	26/11/2012 4:06 58.2	27/11/2012 5:11 57.8	
21/11/2012 23:51 61.3	23/11/2012 0:56 59.6	24/11/2012 2:01 60.9	25/11/2012 3:06 58.0	26/11/2012 4:11 58.6	27/11/2012 5:16 58.6	
21/11/2012 23:56 60.2	23/11/2012 1:01 59.3	24/11/2012 2:06 60.3	25/11/2012 3:11 58.4	26/11/2012 4:16 57.9	27/11/2012 5:21 58.4	
22/11/2012 0:01 60.8	23/11/2012 1:06 60.1	24/11/2012 2:11 60.1	25/11/2012 3:16 57.9	26/11/2012 4:21 58.1	27/11/2012 5:26 58.5	
22/11/2012 0:06 60.9	23/11/2012 1:11 59.5	24/11/2012 2:16 59.8	25/11/2012 3:21 57.5	26/11/2012 4:26 58.0	27/11/2012 5:31 58.2	
22/11/2012 0:11 60.8	23/11/2012 1:16 59.7	24/11/2012 2:21 59.8	25/11/2012 3:26 57.2	26/11/2012 4:31 57.2	27/11/2012 5:36 58.3	
22/11/2012 0:16 61.4	23/11/2012 1:21 59.5	24/11/2012 2:26 60.8	25/11/2012 3:31 58.9	26/11/2012 4:36 58.2	27/11/2012 5:41 59.2	
22/11/2012 0:21 60.6	23/11/2012 1:26 58.4	24/11/2012 2:31 60.0	25/11/2012 3:36 58.3	26/11/2012 4:41 58.1	27/11/2012 5:46 60.5	
22/11/2012 0:26 60.6	23/11/2012 1:31 58.4	24/11/2012 2:36 60.0	25/11/2012 3:41 57.4	26/11/2012 4:46 58.9	27/11/2012 5:51 59.5	
22/11/2012 0:31 61.4	23/11/2012 1:36 60.3	24/11/2012 2:41 59.8	25/11/2012 3:46 57.3	26/11/2012 4:51 58.0	27/11/2012 5:56 59.1	
22/11/2012 0:36 60.3	23/11/2012 1:41 59.3	24/11/2012 2:46 60.4	25/11/2012 3:51 57.4	26/11/2012 4:56 58.0	27/11/2012 6:01 60.9	
22/11/2012 0:41 60.1	23/11/2012 1:46 59.7	24/11/2012 2:51 59.6	25/11/2012 3:56 57.7	26/11/2012 5:01 58.7	27/11/2012 6:06 61.1	
22/11/2012 0:46 60.5	23/11/2012 1:51 58.2	24/11/2012 2:56 59.1	25/11/2012 4:01 56.9	26/11/2012 5:06 59.4	27/11/2012 6:11 63.5	
22/11/2012 0:51 60.1	23/11/2012 1:56 59.2	24/11/2012 3:01 59.1	25/11/2012 4:06 58.4	26/11/2012 5:11 58.4	27/11/2012 6:16 63.8	
22/11/2012 0:56 59.5	23/11/2012 2:01 57.9	24/11/2012 3:06 59.1	25/11/2012 4:11 57.6	26/11/2012 5:16 58.9	27/11/2012 6:21 63.9	
22/11/2012 1:01 59.3	23/11/2012 2:06 58.7	24/11/2012 3:11 59.8	25/11/2012 4:16 57.2	26/11/2012 5:21 60.6	27/11/2012 6:26 63.8	
22/11/2012 1:06 59.3	23/11/2012 2:11 58.4	24/11/2012 3:16 59.4	25/11/2012 4:21 58.3	26/11/2012 5:26 59.2	27/11/2012 6:31 63.8	
22/11/2012 1:11 59.0	23/11/2012 2:16 58.5	24/11/2012 3:21 60.5	25/11/2012 4:26 57.8	26/11/2012 5:31 59.8	27/11/2012 6:36 63.6	
22/11/2012 1:16 59.4	23/11/2012 2:21 58.0	24/11/2012 3:26 59.3	25/11/2012 4:31 58.2	26/11/2012 5:36 59.5	27/11/2012 6:41 64.2	
22/11/2012 1:21 59.1	23/11/2012 2:26 58.3	24/11/2012 3:31 57.9	25/11/2012 4:36 57.4	26/11/2012 5:41 59.5	27/11/2012 6:46 64.0	
22/11/2012 1:26 59.1	23/11/2012 2:31 58.6	24/11/2012 3:36 59.4	25/11/2012 4:41 57.4	26/11/2012 5:46 60.2	27/11/2012 6:51 64.2	
22/11/2012 1:31 59.0	23/11/2012 2:36 58.4	24/11/2012 3:41 59.0	25/11/2012 4:46 57.5	26/11/2012 5:51 60.1	27/11/2012 6:56 64.0	
22/11/2012 1:36 58.8	23/11/2012 2:41 58.4	24/11/2012 3:46 59.4	25/11/2012 4:51 58.1	26/11/2012 5:56 59.9	27/11/2012 23:01 61.6	
22/11/2012 1:41 59.4	23/11/2012 2:46 57.3	24/11/2012 3:51 58.8	25/11/2012 4:56 57.1	26/11/2012 6:01 60.0	27/11/2012 23:06 61.6	
22/11/2012 1:46 59.2	23/11/2012 2:51 57.3	24/11/2012 3:56 58.1	25/11/2012 5:01 57.7	26/11/2012 6:06 60.0	27/11/2012 23:11 61.8	
22/11/2012 1:51 58.9	23/11/2012 2:56 57.3	24/11/2012 4:01 59.0	25/11/2012 5:06 57.9	26/11/2012 6:11 60.9	27/11/2012 23:16 63.0	
22/11/2012 1:56 58.7	23/11/2012 3:01 57.7	24/11/2012 4:06 58.8	25/11/2012 5:11 58.0	26/11/2012 6:16 61.8	27/11/2012 23:21 62.1	
22/11/2012 2:01 58.4	23/11/2012 3:06 57.3	24/11/2012 4:11 58.8	25/11/2012 5:16 58.1	26/11/2012 6:21 61.6	27/11/2012 23:26 61.4	
22/11/2012 2:06 58.7	23/11/2012 3:11 57.2	24/11/2012 4:16 58.0	25/11/2012 5:21 58.1	26/11/2012 6:26 62.4	27/11/2012 23:31 61.7	
22/11/2012 2:11 58.3	23/11/2012 3:16 57.7	24/11/2012 4:21 58.4	25/11/2012 5:26 58.6	26/11/2012 6:31 62.5	27/11/2012 23:36 61.5	
22/11/2012 2:16 58.4	23/11/2012 3:21 57.7	24/11/2012 4:26 58.4	25/11/2012 5:31 58.1	26/11/2012 6:36 62.4	27/11/2012 23:41 62.2	
22/11/2012 2:21 58.2	23/11/2012 3:26 56.9	24/11/2012 4:31 57.9	25/11/2012 5:36 58.1	26/11/2012 6:41 63.6	27/11/2012 23:46 61.1	
22/11/2012 2:26 58.1	23/11/2012 3:31 57.4	24/11/2012 4:36 58.0	25/11/2012 5:41 58.1	26/11/2012 6:46 63.9	27/11/2012 23:51 61.3	
22/11/2012 2:31 58.1	23/11/2012 3:36 56.8	24/11/2012 4:41 57.2	25/11/2012 5:46 58.9	26/11/2012 6:51 63.1	27/11/2012 23:56 60.2	
22/11/2012 2:36 58.0	23/11/2012 3:41 57.6	24/11/2012 4:46 58.3	25/11/2012 5:51 59.2	26/11/2012 6:56 65.4		
22/11/2012 2:41 58.3	23/11/2012 3:46 58.6	24/11/2012 4:51 58.0	25/11/2012 5:56 59.2	26/11/2012 7:01 61.2		
22/11/2012 2:46 57.9	23/11/2012 3:51 57.2	24/11/2012 4:56 57.7	25/11/2012 6:01 58.4	26/11/2012 7:06 61.0		
22/11/2012 2:51 58.0	23/11/2012 3:56 57.4	24/11/2012 5:01 58.4	25/11/2012 6:06 61.4	26/11/2012 7:11 61.5		
22/11/2012 2:56 57.7	23/11/2012 4:01 57.3	24/11/2012 5:06 59.5	25/11/2012 6:11 60.1	26/11/2012 7:16 61.6		
22/11/2012 3:01 58.0	23/11/2012 4:06 57.4	24/11/2012 5:11 57.6	25/11/2012 6:16 58.9	26/11/2012 7:21 61.5		
22/11/2012 3:06 57.7	23/11/2012 4:11 57.1	24/11/2012 5:16 58.4	25/11/2012 6:21 59.1	26/11/2012 7:26 63.9		
22/11/2012 3:11 59.4	23/11/2012 4:16 57.4	24/11/2012 5:21 58.5	25/11/2012 6:26 59.1	26/11/2012 7:31 61.3		
22/11/2012 3:16 57.9	23/11/2012 4:21 57.6	24/11/2012 5:26 59.3	25/11/2012 6:31 60.8	26/11/2012 7:36 61.8		
22/11/2012 3:21 57.4	23/11/2012 4:26 57.2	24/11/2012 5:31 58.5	25/11/2012 6:36 60.6	26/11/2012 7:41 61.7		
22/11/2012 3:26 58.0	23/11/2012 4:31 57.3	24/11/2012 5:36 58.7	25/11/2012 6:41 61.2	26/11/2012 7:46 60.4		
22/11/2012 3:31 59.7	23/11/2012 4:36 57.0	24/11/2012 5:41 59.1	25/11/2012 6:46 60.9	26/11/2012 7:51 60.7		
22/11/2012 3:36 57.4	23/11/2012 4:41 57.9	24/11/2012 5:46 59.7	25/11/2012 6:51 61.2	26/11/2012 7:56 60.0		
22/11/2012 3:41 57.8	23/11/2012 4:46 57.8	24/11/2012 5:51 59.8	25/11/2012 6:56 61.3	26/11/2012 8:01 61.0		
22/11/2012 3:46 57.8	23/11/2012 4:51 58.0	24/11/2012 5:56 58.4	25/11/2012 7:01 61.9	26/11/2012 8:06 60.7		
22/11/2012 3:51 57.4	23/11/2012 4:56 57.6	24/11/2012 6:01 59.9	25/11/2012 7:06 62.2	26/11/2012 8:11 61.4		
22/11/2012 3:56 57.9	23/11/2012 5:01 57.9	24/11/2012 6:06 60.4	25/11/2012 7:11 63.1	26/11/2012 8:16 60.5		
22/11/2012 4:01 57.9	23/11/2012 5:06 58.9	24/11/2012 6:11 60.2	25/11/2012 7:16 62.0	26/11/2012 8:21 60.3		
22/11/2012 4:06 57.0	23/11/2012 5:11 58.0	24/11/2012 6:16 59.9	25/11/2012 7:21 62.2	26/11/2012 8:26 60.0		
22/11/2012 4:11 57.6	23/11/2012 5:16 57.5	24/11/2012 6:21 60.5	25/11/2012 7:26 62.4	26/11/2012 8:31 59.7		
22/11/2012 4:16 57.4	23/11/2012 5:21 57.8	24/11/2012 6:26 60.4	25/11/2012 7:31 62.3	26/11/2012 8:36 59.2		
22/11/2012 4:21 57.5	23/11/2012 5:26 57.9	24/11/2012 6:31 60.2	25/11/2012 7:36 61.7	26/11/2012 8:41 59.3		
22/11/2012 4:26 57.4	23/11/2012 5:31 57.8	24/11/2012 6:36 61.1	25/11/2012 7:41 61.9	26/11/2012 8:46 59.7		
22/11/2012 4:31 57.1	23/11/2012 5:36 58.7	24/11/2012 6:41 61.2	25/11/2012 7:46 62.4	26/11/2012 8:51 58.3		
22/11/2012 4:36 57.3	23/11/2012 5:41 58.7	24/11/2012 6:46 62.2	25/11/2012 7:51 62.0	26/11/2012 8:56 58.5		
22/11/2012 4:41 57.6	23/11/2012 5:46 59.1	24/11/2012 6:51 61.8	25/11/2012 7:56 61.5	26/11/2012 9:01 59.1		
22/11/2012 4:46 57.6	23/11/2012 5:51 59.3	24/11/2012 6:56 61.7	25/11/2012 8:01 61.7	26/11/2012 9:06 60.7		
22/11/2012 4:51 58.3	23/11/2012 5:56 58.6	24/11/2012 7:01 59.6	25/11/2012 8:06 61.8	26/11/2012 9:11 58.3		
22/11/2012 4:56 57.5	23/11/2012 6:01 59.5	24/11/2012 7:06 60.1	25/11/2012 8:11 61.9	26/11/2012 9:16 58.6		
22/11/2012 5:01 58.1	23/11/2012 6:06 59.8	24/11/2012 7:11 60.5	25/11/2012 8:16 61.8	26/11/2012 9:21 59.3		
22/11/2012 5:06 58.1	23/11/2012 6:11 59.6	24/11/2012 7:16 60.6	25/11/2012 8:21 61.9	26/11/2012 9:26 61.0		
22/11/2012 5:11 57.9	23/11/2012 6:16 60.0	24/11/2012 7:21 60.8	25/11/2012 8:26 61.3	26/11/2012 9:31 60.7		
22/11/2012 5:16 58.5	23/11/2012 6:21 60.5	24/11/2012 7:26 60.8	25/11/2012 8:31 61.5	26/11/2012 9:36 60.9		
22/11/2012 5:21 58.0	23/11/2012 6:26 60.6	24/11/2012 7:31 60.8	25/11/2012 8:36 59.9	26/11/2012 9:41 58.2		
22/11/2012 5:26 58.3	23/11/2012 6:31 60.8	24/11/2012 7:36 60.9	25/11/2012 8:41 60.4	26/11/2012 9:46 58.1		
22/11/2012 5:31 58.3	23/11/2012 6:36 61.3	24/11/2012 7:41 60.0	25/11/2012 8:46 60.2	26/11/2012 9:51 58.4		
22/11/2012 5:36 58.2	23/11/2012 6:41 61.1	24/11/2012 7:46 60.1	25/11/2012 8:51 59.9	26/11/2012 9:56 57.2		
22/11/2012 5:41 58.9	23/11/2012 6:46 61.8	24/11/2012 7:51 60.1	25/11/2012 8:56 59.9	26/11/2012 10:01 57.6		
22/11/2012 5:46 59.6	23/11/2012 6:51 62.2	24/11/2012 7:56 60.3	25/11/2012 9:01 59.9	26/11/2012 10:06 57.9		
22/11/2012 5:51 59.2	23/11/2012 6:56 62.0	25/11/2012 0:01 60.5	26/11/2012 1:06 59.8	27/11/2012 2:11 57.3		
22/11/2012 5:56 59.0	23/11/2012 7:01 63.8	25/11/2012 0:06 60.4	26/11/2012 1:11 60.1	27/11/2012 2:16 58.1		
22/11/2012 6:01 59.5	23/11/2012 7:06 63.8	25/11/2012 0:11 60.3	26/11/2012 1:16 59.4	27/11/2012 2:21 57.5		
22/11/2012 6:06 59.7	23/11/2012 7:11 63.4	25/11/2012 0:16 59.6	26/11/2012 1:21 59.9	27/11/2012 2:26 58.0		
22/11/2012 6:11 60.2	23/11/2012 7:16 63.6	25/11/2012 0:21 60.4	26/11/2012 1:26 58.9	27/11/2012 2:31 57.8		
22/11/2012 6:16 60.5	23/11/2012 7:21 63.4	25/11/2012 0:26 59.4	26/11/2012 1:31 58.3	27/11/2012 2:36 57.2		
22/11/2012 6:21 60.9	23/11					

Real-time Noise Data	RTN2a (Hong Kong Electric Centre)									
Normal Day 07:00-19:00										
29/10/2012 7:01 63.9	2/11/2012 12:31 66.3	8/11/2012 8:01 53.1	13/11/2012 13:31 63.4	19/11/2012 8:01 57.8	23/11/2012 14:31 55.4					
29/10/2012 7:31 64.7	2/11/2012 13:01 59.0	8/11/2012 8:31 59.8	13/11/2012 14:01 61.0	19/11/2012 8:31 60.4	23/11/2012 15:01 53.3					
29/10/2012 8:01 64.9	2/11/2012 13:31 61.3	8/11/2012 9:01 63.4	13/11/2012 14:31 60.3	19/11/2012 9:01 61.8	23/11/2012 15:31 55.4					
29/10/2012 8:31 65.0	2/11/2012 14:01 59.8	8/11/2012 9:31 60.2	13/11/2012 15:01 61.0	19/11/2012 9:31 66.8	23/11/2012 16:01 57.7					
29/10/2012 9:01 65.3	2/11/2012 14:31 60.4	8/11/2012 10:01 63.8	13/11/2012 15:31 60.4	19/11/2012 10:01 61.3	23/11/2012 16:31 59.5					
29/10/2012 9:31 65.4	2/11/2012 15:01 62.3	8/11/2012 10:31 62.8	13/11/2012 16:01 63.0	19/11/2012 10:31 59.6	23/11/2012 17:01 60.0					
29/10/2012 10:01 65.5	2/11/2012 15:31 59.0	8/11/2012 11:01 60.1	13/11/2012 16:31 63.1	19/11/2012 11:01 60.1	23/11/2012 17:31 67.0					
29/10/2012 10:31 65.5	2/11/2012 16:01 65.5	8/11/2012 11:31 67.0	13/11/2012 17:01 60.3	19/11/2012 11:31 67.2	23/11/2012 18:01 66.5					
29/10/2012 11:01 65.7	2/11/2012 16:31 60.7	8/11/2012 12:01 66.4	13/11/2012 17:31 66.6	19/11/2012 12:01 59.4	23/11/2012 18:31 66.2					
29/10/2012 11:31 65.5	2/11/2012 17:01 55.2	8/11/2012 12:31 66.1	13/11/2012 18:01 66.3	19/11/2012 12:31 66.9	24/11/2012 7:01 65.2					
29/10/2012 12:01 65.5	2/11/2012 17:31 66.8	8/11/2012 13:01 59.7	13/11/2012 18:31 66.2	19/11/2012 13:01 46.9	24/11/2012 7:31 66.1					
29/10/2012 12:31 65.7	2/11/2012 18:01 66.1	8/11/2012 13:31 58.6	14/11/2012 7:01 65.3	19/11/2012 13:31 56.0	24/11/2012 8:01 56.1					
29/10/2012 13:01 65.5	2/11/2012 18:31 65.9	8/11/2012 14:01 67.2	14/11/2012 7:31 66.4	19/11/2012 14:01 44.1	24/11/2012 8:31 51.8					
29/10/2012 13:31 65.7	3/11/2012 7:01 65.3	8/11/2012 14:31 55.7	14/11/2012 8:01 66.9	19/11/2012 14:31 67.2	24/11/2012 9:01 57.9					
29/10/2012 14:01 65.5	3/11/2012 7:31 66.5	8/11/2012 15:01 59.5	14/11/2012 8:31 59.8	19/11/2012 15:01 57.4	24/11/2012 9:31 54.7					
29/10/2012 14:31 65.7	3/11/2012 8:01 29.3	8/11/2012 15:31 67.1	14/11/2012 9:01 61.2	19/11/2012 15:31 67.0	24/11/2012 10:01 50.8					
29/10/2012 15:01 65.3	3/11/2012 8:31 60.9	8/11/2012 16:01 51.6	14/11/2012 9:31 56.7	19/11/2012 16:01 63.5	24/11/2012 10:31 60.6					
29/10/2012 15:31 65.5	3/11/2012 9:01 60.7	8/11/2012 16:31 55.6	14/11/2012 10:01 54.8	19/11/2012 16:31 57.2	24/11/2012 11:01 54.3					
29/10/2012 16:01 65.6	3/11/2012 9:31 59.1	8/11/2012 17:01 59.4	14/11/2012 10:31 59.4	19/11/2012 17:01 61.1	24/11/2012 11:31 56.4					
29/10/2012 16:31 65.5	3/11/2012 10:01 60.9	8/11/2012 17:31 66.7	14/11/2012 11:01 54.5	19/11/2012 17:31 66.6	24/11/2012 12:01 66.4					
29/10/2012 17:01 65.7	3/11/2012 10:31 61.7	8/11/2012 18:01 66.3	14/11/2012 11:31 67.1	19/11/2012 18:01 66.4	24/11/2012 12:31 66.6					
29/10/2012 17:31 65.7	3/11/2012 11:01 61.0	8/11/2012 18:31 65.9	14/11/2012 12:01 66.3	19/11/2012 18:31 66.4	24/11/2012 13:01 66.7					
29/10/2012 18:01 65.4	3/11/2012 11:31 66.8	8/11/2012 19:01 65.8	14/11/2012 12:31 66.3	20/11/2012 7:01 65.4	24/11/2012 13:31 62.2					
29/10/2012 18:31 65.3	3/11/2012 12:01 66.5	8/11/2012 19:31 65.9	14/11/2012 13:01 67.1	20/11/2012 7:31 66.4	24/11/2012 14:01 54.3					
30/10/2012 7:01 64.9	3/11/2012 12:31 66.2	9/11/2012 7:01 65.1	14/11/2012 13:31 59.0	20/11/2012 8:01 67.1	24/11/2012 14:31 67.2					
30/10/2012 7:31 65.7	3/11/2012 13:01 60.9	9/11/2012 7:31 66.3	14/11/2012 14:01 54.5	20/11/2012 8:31 60.4	24/11/2012 15:01 51.6					
30/10/2012 8:01 66.9	3/11/2012 13:31 62.1	9/11/2012 8:01 67.0	14/11/2012 14:31 57.3	20/11/2012 9:01 60.0	24/11/2012 15:31 67.1					
30/10/2012 8:31 65.7	3/11/2012 14:01 52.0	9/11/2012 8:31 56.6	14/11/2012 15:01 63.4	20/11/2012 9:31 57.1	24/11/2012 16:01 57.1					
30/10/2012 9:01 66.9	3/11/2012 14:31 58.3	9/11/2012 9:01 49.4	14/11/2012 15:31 54.3	20/11/2012 10:01 58.8	24/11/2012 16:31 58.8					
30/10/2012 9:31 58.1	3/11/2012 15:01 54.9	9/11/2012 9:31 61.3	14/11/2012 16:01 62.0	20/11/2012 10:31 59.1	24/11/2012 17:01 66.9					
30/10/2012 10:01 59.7	3/11/2012 15:31 66.4	9/11/2012 10:01 62.0	14/11/2012 16:31 64.4	20/11/2012 11:01 60.5	24/11/2012 17:31 66.0					
30/10/2012 10:31 58.3	3/11/2012 16:01 67.0	9/11/2012 10:31 57.2	14/11/2012 17:01 63.1	20/11/2012 11:31 54.3	24/11/2012 18:01 65.6					
30/10/2012 11:01 62.0	3/11/2012 16:31 57.8	9/11/2012 11:01 57.1	14/11/2012 17:31 66.9	20/11/2012 12:01 66.7	24/11/2012 18:31 65.8					
30/10/2012 11:31 66.9	3/11/2012 17:01 54.0	9/11/2012 11:31 51.2	14/11/2012 18:01 66.3	20/11/2012 12:31 66.2	26/11/2012 7:01 66.5					
30/10/2012 12:01 66.2	3/11/2012 17:31 66.4	9/11/2012 12:01 66.1	14/11/2012 18:31 65.9	20/11/2012 13:01 56.9	26/11/2012 7:31 40.6					
30/10/2012 12:31 66.2	3/11/2012 18:01 65.5	9/11/2012 12:31 66.2	15/11/2012 7:01 65.2	20/11/2012 13:31 49.0	26/11/2012 8:01 56.3					
30/10/2012 13:01 66.3	3/11/2012 18:31 65.8	9/11/2012 13:01 67.0	15/11/2012 7:31 66.0	20/11/2012 14:01 56.7	26/11/2012 8:31 56.8					
30/10/2012 13:31 62.8	5/11/2012 7:01 64.8	9/11/2012 13:31 58.6	15/11/2012 8:01 66.6	20/11/2012 14:31 63.0	26/11/2012 9:01 62.2					
30/10/2012 14:01 62.3	5/11/2012 7:31 64.4	9/11/2012 14:01 67.1	15/11/2012 8:31 64.2	20/11/2012 15:01 56.5	26/11/2012 9:31 61.8					
30/10/2012 14:31 59.3	5/11/2012 8:01 64.7	9/11/2012 14:31 50.1	15/11/2012 9:01 56.8	20/11/2012 15:31 67.0	26/11/2012 10:01 57.7					
30/10/2012 15:01 61.4	5/11/2012 8:31 64.8	9/11/2012 15:01 66.5	15/11/2012 9:31 61.5	20/11/2012 16:01 53.6	26/11/2012 10:31 57.5					
30/10/2012 15:31 67.0	5/11/2012 9:01 65.2	9/11/2012 15:31 66.1	15/11/2012 10:01 66.2	20/11/2012 16:31 51.5	26/11/2012 11:01 63.2					
30/10/2012 16:01 61.9	5/11/2012 9:31 65.6	9/11/2012 16:01 67.1	15/11/2012 10:31 68.5	20/11/2012 17:01 60.5	26/11/2012 11:31 61.1					
30/10/2012 16:31 63.2	5/11/2012 10:01 65.6	9/11/2012 16:31 50.2	15/11/2012 11:01 65.4	20/11/2012 17:31 45.0	26/11/2012 12:01 66.6					
30/10/2012 17:01 62.4	5/11/2012 10:31 66.1	9/11/2012 17:01 67.1	15/11/2012 11:31 67.1	20/11/2012 18:01 66.2	26/11/2012 12:31 66.8					
30/10/2012 17:31 66.5	5/11/2012 11:01 67.0	9/11/2012 17:31 66.7	15/11/2012 12:01 65.9	20/11/2012 18:31 66.2	26/11/2012 13:01 60.3					
30/10/2012 18:01 66.6	5/11/2012 11:31 65.8	9/11/2012 18:01 65.9	15/11/2012 12:31 66.0	21/11/2012 7:01 65.8	26/11/2012 13:31 60.6					
30/10/2012 18:31 66.1	5/11/2012 12:01 65.2	9/11/2012 18:31 65.6	15/11/2012 13:01 60.4	21/11/2012 7:31 67.0	26/11/2012 14:01 59.3					
31/10/2012 7:01 65.8	5/11/2012 12:31 65.3	10/11/2012 7:01 65.4	15/11/2012 13:31 65.2	21/11/2012 8:01 67.2	26/11/2012 14:31 59.8					
31/10/2012 7:31 66.0	5/11/2012 13:01 65.5	10/11/2012 7:31 66.2	15/11/2012 14:01 65.5	21/11/2012 8:31 59.4	26/11/2012 15:01 59.9					
31/10/2012 8:01 52.9	5/11/2012 13:31 65.4	10/11/2012 8:01 66.8	15/11/2012 14:31 66.5	21/11/2012 9:01 58.3	26/11/2012 15:31 48.8					
31/10/2012 8:31 64.4	5/11/2012 14:01 66.6	10/11/2012 8:31 67.0	15/11/2012 15:01 61.3	21/11/2012 9:31 67.0	26/11/2012 16:01 64.0					
31/10/2012 9:01 62.2	5/11/2012 14:31 65.6	10/11/2012 9:01 54.7	15/11/2012 15:31 66.8	21/11/2012 10:01 67.1	26/11/2012 16:31 68.1					
31/10/2012 9:31 63.4	5/11/2012 15:01 66.0	10/11/2012 9:31 58.3	15/11/2012 16:01 59.8	21/11/2012 10:31 61.9	26/11/2012 17:01 67.5					
31/10/2012 10:01 62.4	5/11/2012 15:31 65.9	10/11/2012 10:01 60.2	15/11/2012 16:31 58.3	21/11/2012 11:01 57.7	26/11/2012 17:31 66.9					
31/10/2012 10:31 63.9	5/11/2012 16:01 66.4	10/11/2012 10:31 59.8	15/11/2012 17:01 67.1	21/11/2012 11:31 66.6	26/11/2012 18:01 66.5					
31/10/2012 11:01 62.8	5/11/2012 16:31 65.9	10/11/2012 11:01 64.4	15/11/2012 17:31 66.1	21/11/2012 12:01 66.4	26/11/2012 18:31 65.7					
31/10/2012 11:31 54.8	5/11/2012 17:01 65.8	10/11/2012 11:31 67.0	15/11/2012 18:01 66.0	21/11/2012 12:31 58.4	27/11/2012 7:01 66.1					
31/10/2012 12:01 67.1	5/11/2012 17:31 65.5	10/11/2012 12:01 66.1	15/11/2012 18:31 65.8	21/11/2012 13:01 66.8	27/11/2012 7:31 50.2					
31/10/2012 12:31 67.2	5/11/2012 18:01 65.4	10/11/2012 12:31 66.2	16/11/2012 7:01 64.7	21/11/2012 13:31 67.0	27/11/2012 8:01 60.2					
31/10/2012 13:01 63.5	5/11/2012 18:31 65.4	10/11/2012 13:01 47.9	16/11/2012 7:31 65.4	21/11/2012 14:01 66.6	27/11/2012 8:31 59.9					
31/10/2012 13:31 64.8	6/11/2012 7:01 65.2	10/11/2012 13:31 43.9	16/11/2012 8:01 66.4	21/11/2012 14:31 66.5	27/11/2012 9:01 53.9					
31/10/2012 14:01 64.4	6/11/2012 7:31 66.1	10/11/2012 14:01 49.6	16/11/2012 8:31 66.6	21/11/2012 15:01 66.6	27/11/2012 9:31 57.8					
31/10/2012 14:31 62.1	6/11/2012 8:01 58.3	10/11/2012 14:31 67.2	16/11/2012 9:01 66.9	21/11/2012 15:31 66.7	27/11/2012 10:01 60.7					
31/10/2012 15:01 56.5	6/11/2012 8:31 62.1	10/11/2012 15:01 66.9	16/11/2012 9:31 62.2	21/11/2012 16:01 56.1	27/11/2012 10:31 65.4					
31/10/2012 15:31 67.1	6/11/2012 9:01 60.4	10/11/2012 15:31 57.1	16/11/2012 10:01 61.8	21/11/2012 16:31 62.2	27/11/2012 11:01 63.6					
31/10/2012 16:01 60.0	6/11/2012 9:31 59.3	10/11/2012 16:01 67.1	16/11/2012 10:31 62.8	21/11/2012 17:01 62.9	27/11/2012 11:31 65.9					
31/10/2012 16:31 62.0	6/11/2012 10:01 59.6	10/11/2012 16:31 66.9	16/11/2012 11:01 61.2	21/11/2012 17:31 59.5	27/11/2012 12:01 64.7					
31/10/2012 17:01 60.0	6/11/2012 10:31 55.8	10/11/2012 17:01 67.2	16/11/2012 11:31 52.8	21/11/2012 18:01 66.3	27/11/2012 12:31 66.1					
31/10/2012 17:31 66.7	6/11/2012 11:01 60.7	10/11/2012 17:31 66.0	16/11/2012 12:01 66.9	21/11/2012 18:31 65.6	27/11/2012 13:01 62.2					
1/11/2012 7:01 66.6	6/11/2012 11:31 66.9	10/11/2012 18:01 65.8	16/11/2012 12:31 66.2	22/11/2012 7:01 66.3	27/11/2012 13:31 65.3					
1/11/2012 7:31 66.6	6/11/2012 12:01 66.3	10/11/2012 18:31 65.4	16/11/2012 13:01 63.0	22/11/2012 7:31 66.8	27/11/2012 14:01 61.4					
1/11/2012 8:01 62.3	6/11/2012 12:31 66.1	12/11/2012 7:01 65.0	16/11/2012 13:31 63.9	22/11/2012 8:01 57.0	27/11/2012 14:31 56.2					
1/11/2012 8:31 64.1	6/11/2012 13:01 61.1	12/11/2012 7:31 64.9	16/11/2012 14:01 63.1	22/11/2012 8:31 60.6	27/11/2012 15:01 56.2					
1/11/2012 9:01 62.7	6/11/2012 13:31 58.2	12/11/2012 8:01 65.0	16/11/2012 14:31 56.2	22/11/2012 9:01 59.9	27/11/2012 15:31 66.6					
1/11/2012 9:31 64.3	6/11/2012 14:01 55.5	12/11/2012 8:31 65.3	16/11/2012 15:01 61.3	22/11/2012 9:31 56.7	27/11/2012 16:01 62.4					
1/11/2012 10:01 67.4	6/11/2012 14:31 53.4	12/11/2012 9:01 65.8	16/11/2012 15:31 59.8	22/11/2012 10:01 58.8	27/11/2012 16:31 58.0					
1/11/2012 10:31 65.2	6/11/2012 15:01 60.8									

Real-time Noise Data	RTN2a (Hong Kong Electric Centre)				
28/10/2012 8:56 66.0	28/10/2012 18:01 64.6	30/10/2012 19:06 63.4	1/11/2012 20:11 64.9	3/11/2012 21:16 63.0	4/11/2012 14:21 66.2
28/10/2012 9:01 66.6	28/10/2012 18:06 62.1	30/10/2012 19:11 64.0	1/11/2012 20:16 63.8	3/11/2012 21:21 64.0	4/11/2012 14:26 67.4
28/10/2012 9:06 64.4	28/10/2012 18:11 63.3	30/10/2012 19:16 65.0	1/11/2012 20:21 65.5	3/11/2012 21:26 63.7	4/11/2012 14:31 66.7
28/10/2012 9:11 60.5	28/10/2012 18:16 60.4	30/10/2012 19:21 63.5	1/11/2012 20:26 63.6	3/11/2012 21:31 62.6	4/11/2012 14:36 66.9
28/10/2012 9:16 61.4	28/10/2012 18:21 56.0	30/10/2012 19:26 64.1	1/11/2012 20:31 64.6	3/11/2012 21:36 63.1	4/11/2012 14:41 66.8
28/10/2012 9:21 62.6	28/10/2012 18:26 57.4	30/10/2012 19:31 64.9	1/11/2012 20:36 65.2	3/11/2012 21:41 65.3	4/11/2012 14:46 66.2
28/10/2012 9:26 62.2	28/10/2012 18:31 58.3	30/10/2012 19:36 64.4	1/11/2012 20:41 63.4	3/11/2012 21:46 63.4	4/11/2012 14:51 66.6
28/10/2012 9:31 62.0	28/10/2012 18:36 56.2	30/10/2012 19:41 63.7	1/11/2012 20:46 63.5	3/11/2012 21:51 63.0	4/11/2012 14:56 66.4
28/10/2012 9:36 61.4	28/10/2012 18:41 56.7	30/10/2012 19:46 63.8	1/11/2012 20:51 64.4	3/11/2012 21:56 63.1	4/11/2012 15:01 66.1
28/10/2012 9:41 64.3	28/10/2012 18:46 59.1	30/10/2012 19:51 63.7	1/11/2012 20:56 63.5	3/11/2012 22:01 63.1	4/11/2012 15:06 65.0
28/10/2012 9:46 64.8	28/10/2012 18:51 60.5	30/10/2012 19:56 63.4	1/11/2012 21:01 63.5	3/11/2012 22:06 63.3	4/11/2012 15:11 65.2
28/10/2012 9:51 64.7	28/10/2012 18:56 59.2	30/10/2012 20:01 63.4	1/11/2012 21:06 63.7	3/11/2012 22:11 62.9	4/11/2012 15:16 65.1
28/10/2012 9:56 64.5	28/10/2012 19:01 59.3	30/10/2012 20:06 63.8	1/11/2012 21:11 63.4	3/11/2012 22:16 63.1	4/11/2012 15:21 64.2
28/10/2012 10:01 64.9	28/10/2012 19:06 63.0	30/10/2012 20:11 64.2	1/11/2012 21:16 63.5	3/11/2012 22:21 63.1	4/11/2012 15:26 64.6
28/10/2012 10:06 65.8	28/10/2012 19:11 59.3	30/10/2012 20:16 64.0	1/11/2012 21:21 64.5	3/11/2012 22:26 62.4	4/11/2012 15:31 64.4
28/10/2012 10:11 65.8	28/10/2012 19:16 61.0	30/10/2012 20:21 63.7	1/11/2012 21:26 64.5	3/11/2012 22:31 63.5	4/11/2012 15:36 64.9
28/10/2012 10:16 65.8	28/10/2012 19:21 61.4	30/10/2012 20:26 63.7	1/11/2012 21:31 63.7	3/11/2012 22:36 63.1	4/11/2012 15:41 65.6
28/10/2012 10:21 65.6	28/10/2012 19:26 59.9	30/10/2012 20:31 63.2	1/11/2012 21:36 64.0	3/11/2012 22:41 62.8	4/11/2012 15:46 65.7
28/10/2012 10:26 61.8	28/10/2012 19:31 58.6	30/10/2012 20:36 62.7	1/11/2012 21:41 63.1	3/11/2012 22:46 63.2	4/11/2012 15:51 66.8
28/10/2012 10:31 62.2	28/10/2012 19:36 55.7	30/10/2012 20:41 62.4	1/11/2012 21:46 63.5	3/11/2012 22:51 62.7	4/11/2012 15:56 65.7
28/10/2012 10:36 62.6	28/10/2012 19:41 56.4	30/10/2012 20:46 62.2	1/11/2012 21:51 63.3	3/11/2012 22:56 62.8	4/11/2012 16:01 66.3
28/10/2012 10:41 62.5	28/10/2012 19:46 53.5	30/10/2012 20:51 62.2	1/11/2012 21:56 63.2	4/11/2012 7:01 61.2	4/11/2012 16:06 67.0
28/10/2012 10:46 62.2	28/10/2012 19:51 60.6	30/10/2012 20:56 62.1	1/11/2012 22:01 63.0	4/11/2012 7:06 62.8	4/11/2012 16:11 65.7
28/10/2012 10:51 63.0	28/10/2012 19:56 57.2	30/10/2012 21:01 62.3	1/11/2012 22:06 62.8	4/11/2012 7:11 61.9	4/11/2012 16:16 67.2
28/10/2012 10:56 63.0	28/10/2012 20:01 54.1	30/10/2012 21:06 62.2	1/11/2012 22:11 64.4	4/11/2012 7:16 61.4	4/11/2012 16:21 66.8
28/10/2012 11:01 64.4	28/10/2012 20:06 57.4	30/10/2012 21:11 62.6	1/11/2012 22:16 63.7	4/11/2012 7:21 62.2	4/11/2012 16:26 66.0
28/10/2012 11:06 64.2	28/10/2012 20:11 58.8	30/10/2012 21:16 63.1	1/11/2012 22:21 63.5	4/11/2012 7:26 62.0	4/11/2012 16:31 66.5
28/10/2012 11:11 63.0	28/10/2012 20:16 52.2	30/10/2012 21:21 63.3	1/11/2012 22:26 63.2	4/11/2012 7:31 62.1	4/11/2012 16:36 67.8
28/10/2012 11:16 61.8	28/10/2012 20:21 57.0	30/10/2012 21:26 62.3	1/11/2012 22:31 64.2	4/11/2012 7:36 62.1	4/11/2012 16:41 65.9
28/10/2012 11:21 56.8	28/10/2012 20:26 55.7	30/10/2012 21:31 62.9	1/11/2012 22:36 64.4	4/11/2012 7:41 63.5	4/11/2012 16:46 64.9
28/10/2012 11:26 58.2	28/10/2012 20:31 54.8	30/10/2012 21:36 62.5	1/11/2012 22:41 63.0	4/11/2012 7:46 63.2	4/11/2012 16:51 66.0
28/10/2012 11:31 57.6	28/10/2012 20:36 58.4	30/10/2012 21:41 62.3	1/11/2012 22:46 62.9	4/11/2012 7:51 63.9	4/11/2012 16:56 65.8
28/10/2012 11:36 60.0	28/10/2012 20:41 59.4	30/10/2012 21:46 61.7	1/11/2012 22:51 62.9	4/11/2012 7:56 63.3	4/11/2012 17:01 65.6
28/10/2012 11:41 60.6	28/10/2012 20:46 56.3	30/10/2012 21:51 61.8	1/11/2012 22:56 63.0	4/11/2012 8:01 65.0	4/11/2012 17:06 65.6
28/10/2012 11:46 57.2	28/10/2012 20:51 57.3	30/10/2012 21:56 61.7	2/11/2012 19:01 64.2	4/11/2012 8:06 64.2	4/11/2012 17:11 64.7
28/10/2012 11:51 59.5	28/10/2012 20:56 60.4	30/10/2012 22:01 62.3	2/11/2012 19:06 63.6	4/11/2012 8:11 65.7	4/11/2012 17:16 64.2
28/10/2012 11:56 61.7	28/10/2012 21:01 57.1	30/10/2012 22:06 62.5	2/11/2012 19:11 64.0	4/11/2012 8:16 67.0	4/11/2012 17:21 64.7
28/10/2012 12:01 59.9	28/10/2012 21:06 58.1	30/10/2012 22:11 62.3	2/11/2012 19:16 63.9	4/11/2012 8:21 66.5	4/11/2012 17:26 64.2
28/10/2012 12:06 54.2	28/10/2012 21:11 57.5	30/10/2012 22:16 61.5	2/11/2012 19:21 64.2	4/11/2012 8:26 66.3	4/11/2012 17:31 63.7
28/10/2012 12:11 60.1	28/10/2012 21:16 58.3	30/10/2012 22:21 61.9	2/11/2012 19:26 64.3	4/11/2012 8:31 66.7	4/11/2012 17:36 65.0
28/10/2012 12:16 58.4	28/10/2012 21:21 56.6	30/10/2012 22:26 62.3	2/11/2012 19:31 64.3	4/11/2012 8:36 66.4	4/11/2012 17:41 63.4
28/10/2012 12:21 60.8	28/10/2012 21:26 55.8	30/10/2012 22:31 61.6	2/11/2012 19:36 64.0	4/11/2012 8:41 67.8	4/11/2012 17:46 63.6
28/10/2012 12:26 57.6	28/10/2012 21:31 54.8	30/10/2012 22:36 62.0	2/11/2012 19:41 64.1	4/11/2012 8:46 66.7	4/11/2012 17:51 65.1
28/10/2012 12:31 55.5	28/10/2012 21:36 58.2	30/10/2012 22:41 61.9	2/11/2012 19:46 64.7	4/11/2012 8:51 67.2	4/11/2012 17:56 63.0
28/10/2012 12:36 55.0	28/10/2012 21:41 51.1	30/10/2012 22:46 60.9	2/11/2012 19:51 63.3	4/11/2012 8:56 67.1	4/11/2012 18:01 63.3
28/10/2012 12:41 58.5	28/10/2012 21:46 52.2	30/10/2012 22:51 61.2	2/11/2012 19:56 64.0	4/11/2012 9:01 69.4	4/11/2012 18:06 63.0
28/10/2012 12:46 58.7	28/10/2012 21:51 52.9	30/10/2012 22:56 60.9	2/11/2012 20:01 63.6	4/11/2012 9:06 67.1	4/11/2012 18:11 63.4
28/10/2012 12:51 57.1	28/10/2012 21:56 61.9	31/10/2012 19:01 69.8	2/11/2012 20:06 63.9	4/11/2012 9:11 68.3	4/11/2012 18:16 63.0
28/10/2012 12:56 58.1	28/10/2012 22:01 49.3	31/10/2012 19:06 64.4	2/11/2012 20:11 64.4	4/11/2012 9:16 68.8	4/11/2012 18:21 62.9
28/10/2012 13:01 54.7	28/10/2012 22:06 61.6	31/10/2012 19:11 64.7	2/11/2012 20:16 63.4	4/11/2012 9:21 68.7	4/11/2012 18:26 62.6
28/10/2012 13:06 52.1	28/10/2012 22:11 61.4	31/10/2012 19:16 64.4	2/11/2012 20:21 63.6	4/11/2012 9:26 67.8	4/11/2012 18:31 63.7
28/10/2012 13:11 55.5	28/10/2012 22:16 54.5	31/10/2012 19:21 63.4	2/11/2012 20:26 63.6	4/11/2012 9:31 66.3	4/11/2012 18:36 63.7
28/10/2012 13:16 58.8	28/10/2012 22:21 50.7	31/10/2012 19:26 62.6	2/11/2012 20:31 63.2	4/11/2012 9:36 66.8	4/11/2012 18:41 62.7
28/10/2012 13:21 54.7	28/10/2012 22:26 61.7	31/10/2012 19:31 62.7	2/11/2012 20:36 63.4	4/11/2012 9:41 68.0	4/11/2012 18:46 63.0
28/10/2012 13:26 57.4	28/10/2012 22:31 50.6	31/10/2012 19:36 62.5	2/11/2012 20:41 63.8	4/11/2012 9:46 66.9	4/11/2012 18:51 63.3
28/10/2012 13:31 59.7	28/10/2012 22:36 61.8	31/10/2012 19:41 62.9	2/11/2012 20:46 63.2	4/11/2012 9:51 67.4	4/11/2012 18:56 63.5
28/10/2012 13:36 58.9	28/10/2012 22:41 61.8	31/10/2012 19:46 63.2	2/11/2012 20:51 63.4	4/11/2012 9:56 66.6	4/11/2012 19:01 64.9
28/10/2012 13:41 59.3	28/10/2012 22:46 45.1	31/10/2012 19:51 63.0	2/11/2012 20:56 63.0	4/11/2012 10:01 65.7	4/11/2012 19:06 63.8
28/10/2012 13:46 60.8	28/10/2012 22:51 52.2	31/10/2012 19:56 63.8	2/11/2012 21:01 62.7	4/11/2012 10:06 67.9	4/11/2012 19:11 63.4
28/10/2012 13:51 60.3	28/10/2012 22:56 61.8	31/10/2012 20:01 64.3	2/11/2012 21:06 63.5	4/11/2012 10:11 67.2	4/11/2012 19:16 63.8
28/10/2012 13:56 57.6	29/10/2012 19:01 61.9	31/10/2012 20:06 65.0	2/11/2012 21:11 63.0	4/11/2012 10:16 67.1	4/11/2012 19:21 64.8
28/10/2012 14:01 60.3	29/10/2012 19:06 62.3	31/10/2012 20:11 64.6	2/11/2012 21:16 64.4	4/11/2012 10:21 66.0	4/11/2012 19:26 63.9
28/10/2012 14:06 60.1	29/10/2012 19:11 62.5	31/10/2012 20:16 65.1	2/11/2012 21:21 64.1	4/11/2012 10:26 66.8	4/11/2012 19:31 63.6
28/10/2012 14:11 59.0	29/10/2012 19:16 61.8	31/10/2012 20:21 65.2	2/11/2012 21:26 63.9	4/11/2012 10:31 66.2	4/11/2012 19:36 63.1
28/10/2012 14:16 58.9	29/10/2012 19:21 62.2	31/10/2012 20:26 65.5	2/11/2012 21:31 63.9	4/11/2012 10:36 67.2	4/11/2012 19:41 63.4
28/10/2012 14:21 59.5	29/10/2012 19:26 61.6	31/10/2012 20:31 65.4	2/11/2012 21:36 63.0	4/11/2012 10:41 67.5	4/11/2012 19:46 63.7
28/10/2012 14:26 62.9	29/10/2012 19:31 62.9	31/10/2012 20:36 65.0	2/11/2012 21:41 63.3	4/11/2012 10:46 66.3	4/11/2012 19:51 63.6
28/10/2012 14:31 60.6	29/10/2012 19:36 62.0	31/10/2012 20:41 64.7	2/11/2012 21:46 63.4	4/11/2012 10:51 65.9	4/11/2012 19:56 62.7
28/10/2012 14:36 61.7	29/10/2012 19:41 61.4	31/10/2012 20:46 65.1	2/11/2012 21:51 62.5	4/11/2012 10:56 65.3	4/11/2012 20:01 63.0
28/10/2012 14:41 63.6	29/10/2012 19:46 61.1	31/10/2012 20:51 65.2	2/11/2012 21:56 63.0	4/11/2012 11:01 65.7	4/11/2012 20:06 62.9
28/10/2012 14:46 64.2	29/10/2012 19:51 61.7	31/10/2012 20:56 65.4	2/11/2012 22:01 62.9	4/11/2012 11:06 66.4	4/11/2012 20:11 63.2
28/10/2012 14:51 64.8	29/10/2012 19:56 62.0	31/10/2012 21:01 65.2	2/11/2012 22:06 63.1	4/11/2012 11:11 66.4	4/11/2012 20:16 62.6
28/10/2012 14:56 63.0	29/10/2012 20:01 60.8	31/10/2012 21:06 65.0	2/11/2012 22:11 64.2	4/11/2012 11:16 65.6	4/11/2012 20:21 63.3
28/10/2012 15:01 67.3	29/10/2012 20:06 60.9	31/10/2012 21:11 65.1	2/11/2012 22:16 62.6	4/11/2012 11:21 66.7	4/11/2012 20:26 63.0
28/10/2012 15:06 69.7	29/10/2012 20:11 61.0	31/10/2012 21:16 64.7	2/11/2012 22:21 63.6	4/11/2012 11:26 67.9	4/11/2012 20:31 62.2
28/10/2012 15:11 61.5	29/10/2012 20:16 61.6	31/10/2012 21:21 64.7	2/11/2012 22:26 64.5	4/11/2012 11:31 67.1	4/11/2012 20:36 61.9
28/10/2012 15:16 61.8	29/10/2012 20:21 61.9	31/10/2012 21:26 64.6	2/11/2012 22:31 63.5	4/11/2012 11:36 65.9	4/11/2012 20:41 62.0
28/10/2012 15:21 63.6	29/10/2012 20:26 61.8	31/10/2012 21:31 64.8	2/11/2012 22:36 62.8	4/11/2012 11:41 63.7	4/11/2012 20:46 62.8
28/10/20					

Real-time Noise Data	RTN2a (Hong Kong Electric Centre)				
5/11/2012 19:26 62.5	7/11/2012 20:31 63.1	9/11/2012 21:36 61.9	11/11/2012 10:41 65.4	11/11/2012 19:46 62.8	13/11/2012 20:51 63.1
5/11/2012 19:31 62.0	7/11/2012 20:36 63.8	9/11/2012 21:41 62.1	11/11/2012 10:46 64.8	11/11/2012 19:51 62.8	13/11/2012 20:56 63.1
5/11/2012 19:36 62.8	7/11/2012 20:41 63.6	9/11/2012 21:46 62.2	11/11/2012 10:51 65.3	11/11/2012 19:56 63.1	13/11/2012 21:01 62.3
5/11/2012 19:41 61.9	7/11/2012 20:46 63.0	9/11/2012 21:51 62.8	11/11/2012 10:56 66.1	11/11/2012 20:01 63.1	13/11/2012 21:06 63.7
5/11/2012 19:46 62.1	7/11/2012 20:51 62.9	9/11/2012 21:56 63.4	11/11/2012 11:01 65.7	11/11/2012 20:06 63.0	13/11/2012 21:11 63.0
5/11/2012 19:51 62.4	7/11/2012 20:56 62.4	9/11/2012 22:01 63.4	11/11/2012 11:06 65.4	11/11/2012 20:11 62.9	13/11/2012 21:16 62.7
5/11/2012 19:56 62.3	7/11/2012 21:01 62.5	9/11/2012 22:06 63.0	11/11/2012 11:11 64.8	11/11/2012 20:16 64.0	13/11/2012 21:21 62.2
5/11/2012 20:01 61.6	7/11/2012 21:06 63.1	9/11/2012 22:11 62.2	11/11/2012 11:16 65.4	11/11/2012 20:21 63.2	13/11/2012 21:26 64.0
5/11/2012 20:06 61.4	7/11/2012 21:11 62.8	9/11/2012 22:16 63.3	11/11/2012 11:21 65.4	11/11/2012 20:26 62.1	13/11/2012 21:31 62.7
5/11/2012 20:11 62.6	7/11/2012 21:16 62.4	9/11/2012 22:21 62.8	11/11/2012 11:26 66.8	11/11/2012 20:31 63.0	13/11/2012 21:36 63.2
5/11/2012 20:16 62.3	7/11/2012 21:21 62.8	9/11/2012 22:26 63.0	11/11/2012 11:31 65.6	11/11/2012 20:36 62.0	13/11/2012 21:41 63.0
5/11/2012 20:21 62.9	7/11/2012 21:26 63.4	9/11/2012 22:31 63.0	11/11/2012 11:36 64.3	11/11/2012 20:41 61.7	13/11/2012 21:46 62.9
5/11/2012 20:26 63.9	7/11/2012 21:31 63.6	9/11/2012 22:36 61.9	11/11/2012 11:41 66.3	11/11/2012 20:46 62.4	13/11/2012 21:51 63.0
5/11/2012 20:31 61.1	7/11/2012 21:36 62.5	9/11/2012 22:41 61.3	11/11/2012 11:46 63.9	11/11/2012 20:51 62.7	13/11/2012 21:56 61.8
5/11/2012 20:36 62.5	7/11/2012 21:41 63.5	9/11/2012 22:46 61.1	11/11/2012 11:51 63.5	11/11/2012 20:56 61.5	13/11/2012 22:01 62.7
5/11/2012 20:41 61.6	7/11/2012 21:46 62.3	9/11/2012 22:51 61.3	11/11/2012 11:56 63.8	11/11/2012 21:01 61.3	13/11/2012 22:06 62.7
5/11/2012 20:46 61.6	7/11/2012 21:51 62.6	9/11/2012 22:56 61.1	11/11/2012 12:01 64.0	11/11/2012 21:06 62.6	13/11/2012 22:11 62.3
5/11/2012 20:51 61.6	7/11/2012 21:56 63.2	10/11/2012 19:01 61.6	11/11/2012 12:06 63.7	11/11/2012 21:11 62.6	13/11/2012 22:16 62.6
5/11/2012 20:56 62.7	7/11/2012 22:01 62.7	10/11/2012 19:06 63.6	11/11/2012 12:11 63.6	11/11/2012 21:16 62.3	13/11/2012 22:21 62.4
5/11/2012 21:01 61.2	7/11/2012 22:06 62.5	10/11/2012 19:11 62.2	11/11/2012 12:16 63.2	11/11/2012 21:21 61.4	13/11/2012 22:26 62.8
5/11/2012 21:06 62.1	7/11/2012 22:11 62.3	10/11/2012 19:16 62.6	11/11/2012 12:21 62.8	11/11/2012 21:26 61.6	13/11/2012 22:31 62.6
5/11/2012 21:11 62.0	7/11/2012 22:16 62.8	10/11/2012 19:21 62.9	11/11/2012 12:26 62.9	11/11/2012 21:31 61.4	13/11/2012 22:36 62.8
5/11/2012 21:16 62.1	7/11/2012 22:21 63.3	10/11/2012 19:26 63.0	11/11/2012 12:31 63.1	11/11/2012 21:36 61.6	13/11/2012 22:41 62.0
5/11/2012 21:21 62.2	7/11/2012 22:26 62.1	10/11/2012 19:31 63.4	11/11/2012 12:36 63.7	11/11/2012 21:41 62.0	13/11/2012 22:46 62.6
5/11/2012 21:26 62.0	7/11/2012 22:31 62.3	10/11/2012 19:36 64.6	11/11/2012 12:41 63.9	11/11/2012 21:46 62.2	13/11/2012 22:51 61.8
5/11/2012 21:31 62.3	7/11/2012 22:36 62.0	10/11/2012 19:41 63.9	11/11/2012 12:46 64.2	11/11/2012 21:51 62.1	13/11/2012 22:56 61.3
5/11/2012 21:36 61.8	7/11/2012 22:41 62.1	10/11/2012 19:46 63.4	11/11/2012 12:51 63.6	11/11/2012 21:56 61.5	14/11/2012 19:01 63.3
5/11/2012 21:41 61.9	7/11/2012 22:46 62.2	10/11/2012 19:51 62.9	11/11/2012 12:56 64.5	11/11/2012 22:01 62.9	14/11/2012 19:06 63.8
5/11/2012 21:46 61.5	7/11/2012 22:51 62.6	10/11/2012 19:56 63.9	11/11/2012 13:01 63.8	11/11/2012 22:06 63.1	14/11/2012 19:11 63.6
5/11/2012 21:51 62.1	7/11/2012 22:56 61.9	10/11/2012 20:01 63.1	11/11/2012 13:06 65.5	11/11/2012 22:11 62.3	14/11/2012 19:16 64.0
5/11/2012 21:56 61.8	8/11/2012 19:01 63.5	10/11/2012 20:06 63.5	11/11/2012 13:11 65.5	11/11/2012 22:16 62.0	14/11/2012 19:21 63.8
5/11/2012 22:01 62.3	8/11/2012 19:06 63.5	10/11/2012 20:11 63.6	11/11/2012 13:16 65.7	11/11/2012 22:21 61.5	14/11/2012 19:26 66.7
5/11/2012 22:06 62.1	8/11/2012 19:11 63.3	10/11/2012 20:16 64.0	11/11/2012 13:21 65.7	11/11/2012 22:26 61.9	14/11/2012 19:31 63.6
5/11/2012 22:11 62.2	8/11/2012 19:16 63.2	10/11/2012 20:21 63.9	11/11/2012 13:26 65.7	11/11/2012 22:31 61.3	14/11/2012 19:36 64.0
5/11/2012 22:16 61.1	8/11/2012 19:21 64.2	10/11/2012 20:26 63.6	11/11/2012 13:31 64.9	11/11/2012 22:36 61.3	14/11/2012 19:41 64.0
5/11/2012 22:21 61.6	8/11/2012 19:26 63.8	10/11/2012 20:31 63.7	11/11/2012 13:36 65.5	11/11/2012 22:41 61.5	14/11/2012 19:46 63.5
5/11/2012 22:26 60.7	8/11/2012 19:31 63.7	10/11/2012 20:36 64.6	11/11/2012 13:41 65.4	11/11/2012 22:46 61.7	14/11/2012 19:51 63.6
5/11/2012 22:31 60.8	8/11/2012 19:36 63.7	10/11/2012 20:41 63.3	11/11/2012 13:46 65.1	11/11/2012 22:51 61.9	14/11/2012 19:56 63.6
5/11/2012 22:36 62.4	8/11/2012 19:41 63.7	10/11/2012 20:46 63.0	11/11/2012 13:51 65.7	11/11/2012 22:56 61.6	14/11/2012 20:01 63.3
5/11/2012 22:41 62.1	8/11/2012 19:46 63.9	10/11/2012 20:51 63.2	11/11/2012 13:56 65.2	12/11/2012 19:01 63.0	14/11/2012 20:06 63.4
5/11/2012 22:46 61.8	8/11/2012 19:51 63.5	10/11/2012 20:56 62.9	11/11/2012 14:01 65.6	12/11/2012 19:06 62.5	14/11/2012 20:11 64.5
5/11/2012 22:51 61.4	8/11/2012 19:56 64.0	10/11/2012 21:01 62.6	11/11/2012 14:06 65.2	12/11/2012 19:11 62.6	14/11/2012 20:16 63.4
5/11/2012 22:56 61.4	8/11/2012 20:01 63.8	10/11/2012 21:06 62.7	11/11/2012 14:11 66.0	12/11/2012 19:16 63.3	14/11/2012 20:21 63.7
6/11/2012 19:01 63.9	8/11/2012 20:06 63.0	10/11/2012 21:11 62.4	11/11/2012 14:16 64.1	12/11/2012 19:21 62.8	14/11/2012 20:26 63.5
6/11/2012 19:06 65.0	8/11/2012 20:11 63.3	10/11/2012 21:16 63.0	11/11/2012 14:21 65.4	12/11/2012 19:26 63.5	14/11/2012 20:31 62.9
6/11/2012 19:11 63.8	8/11/2012 20:16 63.6	10/11/2012 21:21 62.4	11/11/2012 14:26 65.4	12/11/2012 19:31 62.9	14/11/2012 20:36 63.3
6/11/2012 19:16 64.0	8/11/2012 20:21 63.9	10/11/2012 21:26 62.9	11/11/2012 14:31 65.1	12/11/2012 19:36 62.6	14/11/2012 20:41 64.1
6/11/2012 19:21 63.7	8/11/2012 20:26 64.8	10/11/2012 21:31 62.3	11/11/2012 14:36 65.9	12/11/2012 19:41 63.0	14/11/2012 20:46 62.3
6/11/2012 19:26 63.8	8/11/2012 20:31 63.6	10/11/2012 21:36 63.3	11/11/2012 14:41 65.4	12/11/2012 19:46 63.1	14/11/2012 20:51 62.7
6/11/2012 19:31 63.6	8/11/2012 20:36 63.1	10/11/2012 21:41 62.4	11/11/2012 14:46 65.3	12/11/2012 19:51 62.9	14/11/2012 20:56 62.9
6/11/2012 19:36 63.5	8/11/2012 20:41 63.2	10/11/2012 21:46 61.9	11/11/2012 14:51 65.4	12/11/2012 19:56 62.6	14/11/2012 21:01 62.5
6/11/2012 19:41 63.5	8/11/2012 20:46 63.3	10/11/2012 21:51 63.0	11/11/2012 14:56 64.3	12/11/2012 20:01 62.4	14/11/2012 21:06 63.2
6/11/2012 19:46 63.8	8/11/2012 20:51 63.0	10/11/2012 21:56 62.7	11/11/2012 15:01 64.8	12/11/2012 20:06 62.8	14/11/2012 21:11 62.8
6/11/2012 19:51 65.4	8/11/2012 20:56 63.3	10/11/2012 22:01 62.7	11/11/2012 15:06 67.9	12/11/2012 20:11 63.4	14/11/2012 21:16 63.4
6/11/2012 19:56 63.2	8/11/2012 21:01 63.0	10/11/2012 22:06 63.0	11/11/2012 15:11 65.9	12/11/2012 20:16 63.2	14/11/2012 21:21 62.2
6/11/2012 20:01 63.3	8/11/2012 21:06 62.8	10/11/2012 22:11 62.4	11/11/2012 15:16 65.8	12/11/2012 20:21 63.0	14/11/2012 21:26 63.0
6/11/2012 20:06 63.3	8/11/2012 21:11 61.9	10/11/2012 22:16 62.8	11/11/2012 15:21 64.6	12/11/2012 20:26 62.6	14/11/2012 21:31 62.0
6/11/2012 20:11 62.6	8/11/2012 21:16 62.6	10/11/2012 22:21 62.6	11/11/2012 15:26 64.7	12/11/2012 20:31 62.3	14/11/2012 21:36 62.5
6/11/2012 20:16 63.1	8/11/2012 21:21 62.0	10/11/2012 22:26 62.4	11/11/2012 15:31 65.3	12/11/2012 20:36 63.3	14/11/2012 21:41 62.6
6/11/2012 20:21 62.9	8/11/2012 21:26 62.9	10/11/2012 22:31 62.2	11/11/2012 15:36 64.2	12/11/2012 20:41 62.5	14/11/2012 21:46 62.3
6/11/2012 20:26 62.7	8/11/2012 21:31 63.4	10/11/2012 22:36 63.4	11/11/2012 15:41 64.6	12/11/2012 20:46 62.5	14/11/2012 21:51 62.8
6/11/2012 20:31 63.1	8/11/2012 21:36 63.1	10/11/2012 22:41 62.3	11/11/2012 15:46 63.9	12/11/2012 20:51 62.2	14/11/2012 21:56 62.5
6/11/2012 20:36 63.0	8/11/2012 21:41 63.2	10/11/2012 22:46 62.3	11/11/2012 15:51 64.0	12/11/2012 20:56 62.4	14/11/2012 22:01 62.7
6/11/2012 20:41 63.0	8/11/2012 21:46 62.5	10/11/2012 22:51 62.0	11/11/2012 15:56 63.7	12/11/2012 21:01 62.3	14/11/2012 22:06 63.5
6/11/2012 20:46 62.2	8/11/2012 21:51 63.0	10/11/2012 22:56 62.9	11/11/2012 16:01 63.2	12/11/2012 21:06 62.2	14/11/2012 22:11 64.7
6/11/2012 20:51 63.6	8/11/2012 21:56 62.9	11/11/2012 7:01 61.0	11/11/2012 16:06 63.9	12/11/2012 21:11 63.2	14/11/2012 22:16 62.5
6/11/2012 20:56 62.7	8/11/2012 22:01 62.2	11/11/2012 7:06 62.7	11/11/2012 16:11 63.9	12/11/2012 21:16 62.5	14/11/2012 22:21 63.9
6/11/2012 21:01 62.5	8/11/2012 22:06 62.1	11/11/2012 7:11 61.1	11/11/2012 16:16 63.6	12/11/2012 21:21 62.8	14/11/2012 22:26 63.7
6/11/2012 21:06 63.9	8/11/2012 22:11 62.3	11/11/2012 7:16 60.7	11/11/2012 16:21 63.3	12/11/2012 21:26 62.4	14/11/2012 22:31 63.1
6/11/2012 21:11 62.6	8/11/2012 22:16 63.0	11/11/2012 7:21 62.4	11/11/2012 16:26 62.5	12/11/2012 21:31 63.2	14/11/2012 22:36 63.7
6/11/2012 21:16 62.7	8/11/2012 22:21 62.2	11/11/2012 7:26 62.0	11/11/2012 16:31 65.2	12/11/2012 21:36 63.1	14/11/2012 22:41 62.3
6/11/2012 21:21 62.9	8/11/2012 22:26 62.3	11/11/2012 7:31 62.1	11/11/2012 16:36 65.4	12/11/2012 21:41 62.5	14/11/2012 22:46 62.2
6/11/2012 21:26 62.7	8/11/2012 22:31 62.5	11/11/2012 7:36 62.0	11/11/2012 16:41 65.4	12/11/2012 21:46 62.8	14/11/2012 22:51 61.1
6/11/2012 21:31 62.6	8/11/2012 22:36 61.7	11/11/2012 7:41 62.6	11/11/2012 16:46 65.7	12/11/2012 21:51 62.4	14/11/2012 22:56 62.4
6/11/2012 21:36 61.4	8/11/2012 22:41 62.4	11/11/2012 7:46 63.7	11/11/2012 16:51 65.9	12/11/2012 21:56 62.8	15/11/2012 19:01 62.5
6/11/2012 21:41 62.6	8/11/2012 22:46 61.9	11/11/2012 7:51 63.3	11/11/2012 16:56 65.0	12/11/2012 22:01 63.0	15/11/2012 19:06 61.6
6/11/2012 21:46 62.7	8/11/2012 22:51 62.8	11/11/2012 7:56 63.7	11/11/2012 17:01 67.1	12/11/2012 22:06 63.0	15/11/2012 19:11 61.9
6/11/2012 21:51 62.0	8/11/2012 22:56 62.0	11/11/2012 8:01 64.			

Real-time Noise Data	RTN2a (Hong Kong Electric Centre)					
15/11/2012 21:56 61.1	18/11/2012 7:01 60.9	18/11/2012 16:06 64.1	19/11/2012 21:11 63.0	21/11/2012 22:16 65.1	24/11/2012 19:21 62.8	
15/11/2012 22:01 62.0	18/11/2012 7:06 60.8	18/11/2012 16:11 63.1	19/11/2012 21:16 64.2	21/11/2012 22:21 64.3	24/11/2012 19:26 63.3	
15/11/2012 22:06 62.2	18/11/2012 7:11 59.8	18/11/2012 16:16 64.0	19/11/2012 21:21 64.7	21/11/2012 22:26 64.2	24/11/2012 19:31 63.7	
15/11/2012 22:11 62.6	18/11/2012 7:16 60.5	18/11/2012 16:21 64.9	19/11/2012 21:26 64.2	21/11/2012 22:31 64.1	24/11/2012 19:36 62.9	
15/11/2012 22:16 62.3	18/11/2012 7:21 60.6	18/11/2012 16:26 64.8	19/11/2012 21:31 62.6	21/11/2012 22:36 64.3	24/11/2012 19:41 63.5	
15/11/2012 22:21 61.7	18/11/2012 7:26 62.1	18/11/2012 16:31 64.8	19/11/2012 21:36 62.7	21/11/2012 22:41 64.5	24/11/2012 19:46 64.0	
15/11/2012 22:26 61.6	18/11/2012 7:31 62.4	18/11/2012 16:36 64.4	19/11/2012 21:41 62.8	21/11/2012 22:46 64.1	24/11/2012 19:51 63.6	
15/11/2012 22:31 62.9	18/11/2012 7:36 60.6	18/11/2012 16:41 64.9	19/11/2012 21:46 62.8	21/11/2012 22:51 63.7	24/11/2012 19:56 63.3	
15/11/2012 22:36 61.7	18/11/2012 7:41 60.8	18/11/2012 16:46 64.2	19/11/2012 21:51 62.7	21/11/2012 22:56 64.9	24/11/2012 20:01 63.6	
15/11/2012 22:41 61.6	18/11/2012 7:46 61.6	18/11/2012 16:51 64.5	19/11/2012 21:56 62.7	22/11/2012 19:01 60.5	24/11/2012 20:06 63.4	
15/11/2012 22:46 61.9	18/11/2012 7:51 61.8	18/11/2012 16:56 64.0	19/11/2012 22:01 62.7	22/11/2012 19:06 60.9	24/11/2012 20:11 64.6	
15/11/2012 22:51 60.9	18/11/2012 7:56 61.8	18/11/2012 17:01 63.7	19/11/2012 22:06 63.5	22/11/2012 19:11 60.6	24/11/2012 20:16 63.0	
15/11/2012 22:56 61.3	18/11/2012 8:01 62.1	18/11/2012 17:06 63.4	19/11/2012 22:11 62.5	22/11/2012 19:16 60.7	24/11/2012 20:21 62.7	
16/11/2012 19:01 58.3	18/11/2012 8:06 62.5	18/11/2012 17:11 64.1	19/11/2012 22:16 63.9	22/11/2012 19:21 60.7	24/11/2012 20:26 62.3	
16/11/2012 19:06 57.7	18/11/2012 8:11 62.4	18/11/2012 17:16 64.1	19/11/2012 22:21 62.8	22/11/2012 19:26 62.1	24/11/2012 20:31 62.3	
16/11/2012 19:11 60.2	18/11/2012 8:16 62.3	18/11/2012 17:21 63.6	19/11/2012 22:26 62.7	22/11/2012 19:31 62.3	24/11/2012 20:36 63.0	
16/11/2012 19:16 59.0	18/11/2012 8:21 62.4	18/11/2012 17:26 63.6	19/11/2012 22:31 62.9	22/11/2012 19:36 62.5	24/11/2012 20:41 62.8	
16/11/2012 19:21 59.3	18/11/2012 8:26 62.2	18/11/2012 17:31 63.2	19/11/2012 22:36 63.3	22/11/2012 19:41 63.0	24/11/2012 20:46 63.4	
16/11/2012 19:26 59.9	18/11/2012 8:31 62.8	18/11/2012 17:36 63.7	19/11/2012 22:41 62.6	22/11/2012 19:46 62.0	24/11/2012 20:51 63.3	
16/11/2012 19:31 62.4	18/11/2012 8:36 62.8	18/11/2012 17:41 63.5	19/11/2012 22:46 62.6	22/11/2012 19:51 62.1	24/11/2012 20:56 63.1	
16/11/2012 19:36 63.8	18/11/2012 8:41 62.7	18/11/2012 17:46 63.8	19/11/2012 22:51 62.5	22/11/2012 19:56 62.3	24/11/2012 21:01 63.5	
16/11/2012 19:41 64.0	18/11/2012 8:46 62.9	18/11/2012 17:51 63.4	19/11/2012 22:56 61.8	22/11/2012 20:01 61.9	24/11/2012 21:06 63.2	
16/11/2012 19:46 65.0	18/11/2012 8:51 62.9	18/11/2012 17:56 62.7	20/11/2012 19:01 63.6	22/11/2012 20:06 62.0	24/11/2012 21:11 62.8	
16/11/2012 19:51 64.5	18/11/2012 8:56 61.8	18/11/2012 18:01 64.3	20/11/2012 19:06 63.9	22/11/2012 20:11 62.4	24/11/2012 21:16 62.8	
16/11/2012 19:56 63.6	18/11/2012 9:01 62.1	18/11/2012 18:06 63.3	20/11/2012 19:11 64.3	22/11/2012 20:16 61.8	24/11/2012 21:21 62.8	
16/11/2012 20:01 63.3	18/11/2012 9:06 62.2	18/11/2012 18:11 63.1	20/11/2012 19:16 63.5	22/11/2012 20:21 62.2	24/11/2012 21:26 63.1	
16/11/2012 20:06 63.8	18/11/2012 9:11 63.5	18/11/2012 18:16 62.8	20/11/2012 19:21 64.4	22/11/2012 20:26 62.2	24/11/2012 21:31 63.3	
16/11/2012 20:11 63.5	18/11/2012 9:16 63.7	18/11/2012 18:21 63.3	20/11/2012 19:26 64.2	22/11/2012 20:31 61.8	24/11/2012 21:36 63.6	
16/11/2012 20:16 64.1	18/11/2012 9:21 63.0	18/11/2012 18:26 64.0	20/11/2012 19:31 64.2	22/11/2012 20:36 62.9	24/11/2012 21:41 63.0	
16/11/2012 20:21 64.0	18/11/2012 9:26 63.4	18/11/2012 18:31 63.4	20/11/2012 19:36 64.6	22/11/2012 20:41 62.1	24/11/2012 21:46 62.6	
16/11/2012 20:26 63.5	18/11/2012 9:31 63.5	18/11/2012 18:36 63.0	20/11/2012 19:41 64.1	22/11/2012 20:46 62.7	24/11/2012 21:51 62.7	
16/11/2012 20:31 63.7	18/11/2012 9:36 63.7	18/11/2012 18:41 63.1	20/11/2012 19:46 63.7	22/11/2012 20:51 62.4	24/11/2012 21:56 62.6	
16/11/2012 20:36 63.3	18/11/2012 9:41 63.7	18/11/2012 18:46 62.8	20/11/2012 19:51 63.5	22/11/2012 20:56 62.7	24/11/2012 22:01 62.3	
16/11/2012 20:41 62.8	18/11/2012 9:46 63.6	18/11/2012 18:51 64.2	20/11/2012 19:56 63.7	22/11/2012 21:01 62.1	24/11/2012 22:06 63.1	
16/11/2012 20:46 63.4	18/11/2012 9:51 63.8	18/11/2012 18:56 63.1	20/11/2012 20:01 63.6	22/11/2012 21:06 62.1	24/11/2012 22:11 63.4	
16/11/2012 20:51 63.1	18/11/2012 9:56 63.8	18/11/2012 19:01 62.8	20/11/2012 20:06 64.4	22/11/2012 21:11 62.8	24/11/2012 22:16 62.9	
16/11/2012 20:56 63.5	18/11/2012 10:01 63.4	18/11/2012 19:06 62.4	20/11/2012 20:11 63.8	22/11/2012 21:16 61.9	24/11/2012 22:21 62.8	
16/11/2012 21:01 63.0	18/11/2012 10:06 63.5	18/11/2012 19:11 62.5	20/11/2012 20:16 64.0	22/11/2012 21:21 62.8	24/11/2012 22:26 62.8	
16/11/2012 21:06 62.6	18/11/2012 10:11 64.9	18/11/2012 19:16 63.0	20/11/2012 20:21 63.6	22/11/2012 21:26 61.1	24/11/2012 22:31 62.6	
16/11/2012 21:11 62.1	18/11/2012 10:16 64.7	18/11/2012 19:21 63.4	20/11/2012 20:26 63.2	22/11/2012 21:31 61.5	24/11/2012 22:36 61.6	
16/11/2012 21:16 62.6	18/11/2012 10:21 64.3	18/11/2012 19:26 62.9	20/11/2012 20:31 63.3	22/11/2012 21:36 61.2	24/11/2012 22:41 62.0	
16/11/2012 21:21 63.0	18/11/2012 10:26 63.9	18/11/2012 19:31 63.2	20/11/2012 20:36 63.8	22/11/2012 21:41 61.9	24/11/2012 22:46 62.0	
16/11/2012 21:26 63.7	18/11/2012 10:31 64.2	18/11/2012 19:36 63.4	20/11/2012 20:41 62.9	22/11/2012 21:46 62.5	24/11/2012 22:51 62.0	
16/11/2012 21:31 63.0	18/11/2012 10:36 64.1	18/11/2012 19:41 63.0	20/11/2012 20:46 63.0	22/11/2012 21:51 61.4	24/11/2012 22:56 62.0	
16/11/2012 21:36 62.8	18/11/2012 10:41 63.4	18/11/2012 19:46 63.0	20/11/2012 20:51 62.8	22/11/2012 21:56 61.9	25/11/2012 7:01 62.7	
16/11/2012 21:41 62.8	18/11/2012 10:46 64.8	18/11/2012 19:51 63.2	20/11/2012 20:56 62.4	22/11/2012 22:01 61.6	25/11/2012 7:06 62.1	
16/11/2012 21:46 62.2	18/11/2012 10:51 64.8	18/11/2012 19:56 62.7	20/11/2012 21:01 62.2	22/11/2012 22:06 61.8	25/11/2012 7:11 62.1	
16/11/2012 21:51 62.8	18/11/2012 10:56 66.0	18/11/2012 20:01 62.2	20/11/2012 21:06 63.5	22/11/2012 22:11 62.0	25/11/2012 7:16 62.2	
16/11/2012 21:56 62.3	18/11/2012 11:01 65.5	18/11/2012 20:06 63.2	20/11/2012 21:11 62.5	22/11/2012 22:16 61.6	25/11/2012 7:21 62.6	
16/11/2012 22:01 62.4	18/11/2012 11:06 64.3	18/11/2012 20:11 63.3	20/11/2012 21:16 63.7	22/11/2012 22:21 61.4	25/11/2012 7:26 63.9	
16/11/2012 22:06 63.3	18/11/2012 11:11 65.6	18/11/2012 20:16 62.9	20/11/2012 21:21 62.6	22/11/2012 22:26 61.7	25/11/2012 7:31 63.5	
16/11/2012 22:11 62.9	18/11/2012 11:16 66.2	18/11/2012 20:21 64.0	20/11/2012 21:26 63.1	22/11/2012 22:31 61.5	25/11/2012 7:36 65.1	
16/11/2012 22:16 63.3	18/11/2012 11:21 65.8	18/11/2012 20:26 62.5	20/11/2012 21:31 63.7	22/11/2012 22:36 61.4	25/11/2012 7:41 63.8	
16/11/2012 22:21 63.8	18/11/2012 11:26 65.2	18/11/2012 20:31 62.5	20/11/2012 21:36 63.1	22/11/2012 22:41 61.2	25/11/2012 7:46 64.4	
16/11/2012 22:26 63.2	18/11/2012 11:31 65.6	18/11/2012 20:36 62.2	20/11/2012 21:41 63.4	22/11/2012 22:46 62.3	25/11/2012 7:51 63.8	
16/11/2012 22:31 63.2	18/11/2012 11:36 65.0	18/11/2012 20:41 60.3	20/11/2012 21:46 62.5	22/11/2012 22:51 61.7	25/11/2012 7:56 64.5	
16/11/2012 22:36 63.0	18/11/2012 11:41 65.5	18/11/2012 20:46 61.4	20/11/2012 21:51 62.4	22/11/2012 22:56 61.4	25/11/2012 8:01 63.7	
16/11/2012 22:41 62.9	18/11/2012 11:46 65.2	18/11/2012 20:51 60.7	20/11/2012 21:56 62.1	23/11/2012 19:01 63.7	25/11/2012 8:06 63.8	
16/11/2012 22:46 62.0	18/11/2012 11:51 65.5	18/11/2012 20:56 61.6	20/11/2012 22:01 61.4	23/11/2012 19:06 64.0	25/11/2012 8:11 63.7	
16/11/2012 22:51 62.9	18/11/2012 11:56 64.6	18/11/2012 21:01 60.9	20/11/2012 22:06 62.9	23/11/2012 19:11 64.8	25/11/2012 8:16 63.7	
16/11/2012 22:56 63.0	18/11/2012 12:01 64.0	18/11/2012 21:06 61.3	20/11/2012 22:11 61.8	23/11/2012 19:16 63.9	25/11/2012 8:21 64.3	
17/11/2012 19:01 63.5	18/11/2012 12:06 63.2	18/11/2012 21:11 62.0	20/11/2012 22:16 61.6	23/11/2012 19:21 64.9	25/11/2012 8:26 64.4	
17/11/2012 19:06 63.3	18/11/2012 12:11 63.6	18/11/2012 21:16 62.5	20/11/2012 22:21 62.3	23/11/2012 19:26 64.2	25/11/2012 8:31 64.6	
17/11/2012 19:11 63.6	18/11/2012 12:16 63.8	18/11/2012 21:21 60.9	20/11/2012 22:26 63.3	23/11/2012 19:31 64.0	25/11/2012 8:36 64.6	
17/11/2012 19:16 63.3	18/11/2012 12:21 63.8	18/11/2012 21:26 60.9	20/11/2012 22:31 62.6	23/11/2012 19:36 64.6	25/11/2012 8:41 64.7	
17/11/2012 19:21 63.9	18/11/2012 12:26 63.5	18/11/2012 21:31 61.9	20/11/2012 22:36 62.7	23/11/2012 19:41 64.2	25/11/2012 8:46 64.8	
17/11/2012 19:26 63.3	18/11/2012 12:31 63.3	18/11/2012 21:36 60.3	20/11/2012 22:41 62.7	23/11/2012 19:46 64.8	25/11/2012 8:51 64.6	
17/11/2012 19:31 63.2	18/11/2012 12:36 63.8	18/11/2012 21:41 61.3	20/11/2012 22:46 62.0	23/11/2012 19:51 64.3	25/11/2012 8:56 64.9	
17/11/2012 19:36 63.3	18/11/2012 12:41 63.5	18/11/2012 21:46 61.4	20/11/2012 22:51 61.6	23/11/2012 19:56 64.9	25/11/2012 9:01 64.6	
17/11/2012 19:41 63.1	18/11/2012 12:46 64.0	18/11/2012 21:51 61.0	20/11/2012 22:56 62.0	23/11/2012 20:01 64.4	25/11/2012 9:06 65.5	
17/11/2012 19:46 64.3	18/11/2012 12:51 63.6	18/11/2012 21:56 60.9	21/11/2012 19:01 64.1	23/11/2012 20:06 65.2	25/11/2012 9:11 65.6	
17/11/2012 19:51 63.3	18/11/2012 12:56 64.2	18/11/2012 22:01 60.4	21/11/2012 19:06 63.7	23/11/2012 20:11 65.9	25/11/2012 9:16 65.5	
17/11/2012 19:56 64.1	18/11/2012 13:01 63.9	18/11/2012 22:06 61.3	21/11/2012 19:11 63.9	23/11/2012 20:16 64.5	25/11/2012 9:21 65.9	
17/11/2012 20:01 63.0	18/11/2012 13:06 64.6	18/11/2012 22:11 61.8	21/11/2012 19:16 64.2	23/11/2012 20:21 64.3	25/11/2012 9:26 65.9	
17/11/2012 20:06 63.7	18/11/2012 13:11 65.2	18/11/2012 22:16 61.3	21/11/2012 19:21 64.4	23/11/2012 20:26 64.4	25/11/2012 9:31 66.2	
17/11/2012 20:11 63.0	18/11/2012 13:16 64.5	18/11/2012 22:21 62.6	21/11/2012 19:26 64.4	23/11/2012 20:31 64.4	25/11/2012 9:36 65.7	
17/11/2012 20:16 63.9	18/11/2012 13:21 64.5	18/11/2012 22:26 61.2	21/11/2012 19:31 63.8	23/11/20		

Real-time Noise Data	RTN2a (Hong Kong Electric Centre)				
25/11/2012 12:26 65.4	25/11/2012 21:31 63.3	27/11/2012 22:36 64.1	29/10/2012 0:31 63.4	30/10/2012 1:36 59.4	31/10/2012 2:41 59.3
25/11/2012 12:31 65.4	25/11/2012 21:36 63.9	27/11/2012 22:41 64.2	29/10/2012 0:36 62.7	30/10/2012 1:41 58.7	31/10/2012 2:46 58.6
25/11/2012 12:36 65.2	25/11/2012 21:41 64.5	27/11/2012 22:46 63.5	29/10/2012 0:41 62.5	30/10/2012 1:46 59.0	31/10/2012 2:51 58.5
25/11/2012 12:41 65.4	25/11/2012 21:46 64.4	27/11/2012 22:51 63.7	29/10/2012 0:46 62.1	30/10/2012 1:51 59.7	31/10/2012 2:56 58.7
25/11/2012 12:46 65.2	25/11/2012 21:51 64.7	27/11/2012 22:56 63.8	29/10/2012 0:51 61.8	30/10/2012 1:56 59.1	31/10/2012 3:01 58.1
25/11/2012 12:51 65.3	25/11/2012 21:56 64.1		29/10/2012 0:56 62.3	30/10/2012 2:01 58.4	31/10/2012 3:06 58.3
25/11/2012 12:56 65.1	25/11/2012 22:01 63.5		29/10/2012 1:01 62.1	30/10/2012 2:06 58.8	31/10/2012 3:11 57.8
25/11/2012 13:01 65.6	25/11/2012 22:06 64.1		29/10/2012 1:06 62.0	30/10/2012 2:11 60.7	31/10/2012 3:16 57.9
25/11/2012 13:06 65.4	25/11/2012 22:11 64.7		29/10/2012 1:11 61.8	30/10/2012 2:16 59.1	31/10/2012 3:21 57.9
25/11/2012 13:11 65.2	25/11/2012 22:16 63.7		29/10/2012 1:16 61.9	30/10/2012 2:21 59.0	31/10/2012 3:26 58.8
25/11/2012 13:16 65.4	25/11/2012 22:21 63.9		29/10/2012 1:21 62.1	30/10/2012 2:26 58.3	31/10/2012 3:31 57.3
25/11/2012 13:21 65.2	25/11/2012 22:26 64.3		29/10/2012 1:26 61.4	30/10/2012 2:31 58.2	31/10/2012 3:36 58.6
25/11/2012 13:26 65.4	25/11/2012 22:31 63.7		29/10/2012 1:31 61.3	30/10/2012 2:36 58.3	31/10/2012 3:41 57.7
25/11/2012 13:31 65.0	25/11/2012 22:36 63.7		29/10/2012 1:36 62.5	30/10/2012 2:41 57.5	31/10/2012 3:46 58.0
25/11/2012 13:36 65.0	25/11/2012 22:41 65.4		29/10/2012 1:41 61.4	30/10/2012 2:46 58.6	31/10/2012 3:51 57.8
25/11/2012 13:41 65.2	25/11/2012 22:46 64.2		29/10/2012 1:46 61.3	30/10/2012 2:51 57.4	31/10/2012 3:56 57.0
25/11/2012 13:46 65.2	25/11/2012 22:51 63.0		29/10/2012 1:51 61.7	30/10/2012 2:56 58.8	31/10/2012 4:01 56.5
25/11/2012 13:51 65.3	25/11/2012 22:56 64.1		29/10/2012 1:56 62.2	30/10/2012 3:01 58.4	31/10/2012 4:06 57.6
25/11/2012 13:56 65.4	26/11/2012 19:01 63.3		29/10/2012 2:01 61.0	30/10/2012 3:06 57.5	31/10/2012 4:11 56.6
25/11/2012 14:01 65.8	26/11/2012 19:06 63.0		29/10/2012 2:06 61.0	30/10/2012 3:11 56.6	31/10/2012 4:16 57.3
25/11/2012 14:06 65.5	26/11/2012 19:11 63.4		29/10/2012 2:11 61.0	30/10/2012 3:16 57.4	31/10/2012 4:21 59.6
25/11/2012 14:11 65.3	26/11/2012 19:16 63.3		29/10/2012 2:16 60.9	30/10/2012 3:21 57.1	31/10/2012 4:26 61.2
25/11/2012 14:16 65.6	26/11/2012 19:21 63.6		29/10/2012 2:21 61.5	30/10/2012 3:26 56.5	31/10/2012 4:31 61.0
25/11/2012 14:21 66.5	26/11/2012 19:26 64.5		29/10/2012 2:26 60.4	30/10/2012 3:31 57.2	31/10/2012 4:36 59.7
25/11/2012 14:26 65.6	26/11/2012 19:31 64.6		29/10/2012 2:31 63.0	30/10/2012 3:36 57.3	31/10/2012 4:41 58.6
25/11/2012 14:31 65.3	26/11/2012 19:36 64.8		29/10/2012 2:36 61.1	30/10/2012 3:41 56.7	31/10/2012 4:46 59.7
25/11/2012 14:36 65.3	26/11/2012 19:41 65.4		29/10/2012 2:41 61.1	30/10/2012 3:46 57.8	31/10/2012 4:51 60.3
25/11/2012 14:41 65.0	26/11/2012 19:46 64.3		29/10/2012 2:46 61.4	30/10/2012 3:51 57.6	31/10/2012 4:56 59.4
25/11/2012 14:46 64.9	26/11/2012 19:51 64.7		29/10/2012 2:51 60.9	30/10/2012 3:56 57.1	31/10/2012 5:01 60.4
25/11/2012 14:51 65.3	26/11/2012 19:56 64.8		29/10/2012 2:56 60.5	30/10/2012 4:01 56.0	31/10/2012 5:06 59.6
25/11/2012 14:56 65.6	26/11/2012 20:01 64.9		29/10/2012 3:01 60.4	30/10/2012 4:06 57.7	31/10/2012 5:11 59.9
25/11/2012 15:01 65.1	26/11/2012 20:06 64.7		29/10/2012 3:06 60.1	30/10/2012 4:11 56.7	31/10/2012 5:16 60.2
25/11/2012 15:06 65.6	26/11/2012 20:11 64.7		29/10/2012 3:11 60.6	30/10/2012 4:16 57.0	31/10/2012 5:21 61.1
25/11/2012 15:11 65.7	26/11/2012 20:16 64.7		29/10/2012 3:16 60.6	30/10/2012 4:21 56.6	31/10/2012 5:26 61.8
25/11/2012 15:16 65.7	26/11/2012 20:21 64.4		29/10/2012 3:21 60.4	30/10/2012 4:26 56.8	31/10/2012 5:31 60.9
25/11/2012 15:21 65.6	26/11/2012 20:26 64.1		29/10/2012 3:26 60.0	30/10/2012 4:31 56.5	31/10/2012 5:36 60.7
25/11/2012 15:26 65.8	26/11/2012 20:31 64.2		29/10/2012 3:31 60.1	30/10/2012 4:36 57.6	31/10/2012 5:41 61.3
25/11/2012 15:31 65.9	26/11/2012 20:36 64.0		29/10/2012 3:36 62.5	30/10/2012 4:41 55.5	31/10/2012 5:46 61.1
25/11/2012 15:36 65.3	26/11/2012 20:41 64.1		29/10/2012 3:41 59.9	30/10/2012 4:46 57.2	31/10/2012 5:51 61.6
25/11/2012 15:41 65.0	26/11/2012 20:46 64.1		29/10/2012 3:46 59.5	30/10/2012 4:51 58.0	31/10/2012 5:56 61.8
25/11/2012 15:46 65.9	26/11/2012 20:51 64.2		29/10/2012 3:51 60.3	30/10/2012 4:56 57.9	31/10/2012 6:01 61.3
25/11/2012 15:51 66.0	26/11/2012 20:56 63.8		29/10/2012 3:56 59.9	30/10/2012 5:01 57.8	31/10/2012 6:06 62.1
25/11/2012 15:56 65.4	26/11/2012 21:01 64.1		29/10/2012 4:01 60.6	30/10/2012 5:06 58.1	31/10/2012 6:11 61.8
25/11/2012 16:01 66.1	26/11/2012 21:06 64.4		29/10/2012 4:06 59.6	30/10/2012 5:11 58.9	31/10/2012 6:16 62.2
25/11/2012 16:06 65.2	26/11/2012 21:11 63.6		29/10/2012 4:11 60.2	30/10/2012 5:16 57.8	31/10/2012 6:21 63.1
25/11/2012 16:11 65.5	26/11/2012 21:16 63.8		29/10/2012 4:16 59.8	30/10/2012 5:21 59.0	31/10/2012 6:26 63.3
25/11/2012 16:16 65.8	26/11/2012 21:21 63.8		29/10/2012 4:21 59.8	30/10/2012 5:26 58.5	31/10/2012 6:31 63.4
25/11/2012 16:21 65.6	26/11/2012 21:26 64.0		29/10/2012 4:26 60.3	30/10/2012 5:31 58.5	31/10/2012 6:36 63.4
25/11/2012 16:26 65.4	26/11/2012 21:31 63.4		29/10/2012 4:31 59.9	30/10/2012 5:36 58.7	31/10/2012 6:41 64.8
25/11/2012 16:31 65.4	26/11/2012 21:36 63.6		29/10/2012 4:36 60.5	30/10/2012 5:41 59.9	31/10/2012 6:46 64.0
25/11/2012 16:36 65.7	26/11/2012 21:41 63.0		29/10/2012 4:41 58.7	30/10/2012 5:46 59.8	31/10/2012 6:51 64.0
25/11/2012 16:41 65.3	26/11/2012 21:46 63.2		29/10/2012 4:46 61.6	30/10/2012 5:51 59.6	31/10/2012 6:56 65.4
25/11/2012 16:46 65.5	26/11/2012 21:51 63.3		29/10/2012 4:51 59.5	30/10/2012 5:56 59.6	31/10/2012 7:01 65.4
25/11/2012 16:51 66.0	26/11/2012 21:56 62.9		29/10/2012 4:56 59.9	30/10/2012 6:01 60.1	31/10/2012 7:06 65.3
25/11/2012 16:56 65.7	26/11/2012 22:01 63.5		29/10/2012 5:01 60.1	30/10/2012 6:06 60.6	31/10/2012 7:11 65.6
25/11/2012 17:01 65.7	26/11/2012 22:06 63.8		29/10/2012 5:06 60.2	30/10/2012 6:11 60.4	31/10/2012 7:16 65.2
25/11/2012 17:06 65.1	26/11/2012 22:11 63.3		29/10/2012 5:11 60.1	30/10/2012 6:16 60.7	31/10/2012 7:21 65.2
25/11/2012 17:11 65.9	26/11/2012 22:16 64.7		29/10/2012 5:16 59.4	30/10/2012 6:21 61.1	31/10/2012 7:26 65.1
25/11/2012 17:16 65.6	26/11/2012 22:21 64.0		29/10/2012 5:21 59.8	30/10/2012 6:26 61.7	31/10/2012 7:31 64.9
25/11/2012 17:21 65.4	26/11/2012 22:26 63.0		29/10/2012 5:26 59.8	30/10/2012 6:31 62.0	31/10/2012 7:36 65.0
25/11/2012 17:26 65.5	26/11/2012 22:31 63.2		29/10/2012 5:31 60.6	30/10/2012 6:36 62.3	31/10/2012 7:41 64.9
25/11/2012 17:31 64.9	26/11/2012 22:36 63.1		29/10/2012 5:36 59.8	30/10/2012 6:41 62.2	31/10/2012 7:46 65.0
25/11/2012 17:36 65.9	26/11/2012 22:41 63.2		29/10/2012 5:41 60.0	30/10/2012 6:46 62.7	31/10/2012 7:51 65.0
25/11/2012 17:41 65.4	26/11/2012 22:46 63.1		29/10/2012 5:46 60.1	30/10/2012 6:51 63.5	31/10/2012 7:56 64.8
25/11/2012 17:46 65.7	26/11/2012 22:51 62.7		29/10/2012 5:51 60.0	30/10/2012 6:56 63.6	1/11/2012 0:01 64.9
25/11/2012 17:51 65.7	26/11/2012 22:56 62.3		29/10/2012 5:56 59.6	30/10/2012 7:01 62.7	1/11/2012 0:06 64.7
25/11/2012 17:56 64.9	27/11/2012 19:01 62.5		29/10/2012 6:01 60.4	30/10/2012 7:06 62.7	1/11/2012 0:11 65.3
25/11/2012 18:01 64.8	27/11/2012 19:06 64.2		29/10/2012 6:06 60.1	30/10/2012 7:11 62.8	1/11/2012 0:16 65.0
25/11/2012 18:06 64.7	27/11/2012 19:11 62.5		29/10/2012 6:11 61.0	30/10/2012 7:16 62.7	1/11/2012 0:21 64.4
25/11/2012 18:11 64.9	27/11/2012 19:16 63.4		29/10/2012 6:16 60.2	30/10/2012 7:21 62.9	1/11/2012 0:26 64.7
25/11/2012 18:16 65.5	27/11/2012 19:21 63.1		29/10/2012 6:21 60.7	30/10/2012 7:26 62.6	1/11/2012 0:31 64.0
25/11/2012 18:21 65.3	27/11/2012 19:26 63.1		29/10/2012 6:26 61.1	30/10/2012 7:31 62.3	1/11/2012 0:36 63.3
25/11/2012 18:26 65.1	27/11/2012 19:31 63.2		29/10/2012 6:31 61.8	30/10/2012 7:36 61.7	1/11/2012 0:41 63.8
25/11/2012 18:31 65.2	27/11/2012 19:36 63.9		29/10/2012 6:36 62.0	30/10/2012 7:41 62.1	1/11/2012 0:46 63.5
25/11/2012 18:36 65.1	27/11/2012 19:41 64.5		29/10/2012 6:41 61.7	30/10/2012 7:46 62.2	1/11/2012 0:51 63.1
25/11/2012 18:41 64.8	27/11/2012 19:46 63.9		29/10/2012 6:46 61.8	30/10/2012 7:51 63.0	1/11/2012 0:56 63.5
25/11/2012 18:46 64.8	27/11/2012 19:51 64.2		29/10/2012 6:51 61.7	30/10/2012 7:56 62.4	1/11/2012 1:01 63.1
25/11/2012 18:51 65.9	27/11/2012 19:56 63.3		29/10/2012 6:56 61.8	31/10/2012 0:01 61.8	1/11/2012 1:06 63.3
25/11/2012 18:56 65.3	27/11/2012 20:01 63.6		29/10/2012 7:01 62.9	31/10/2012 0:06 62.6	1/11/2012 1:11 63.2
25/11/2012 19:01 65.0	27/11/2012 20:06 64.4		29/10/2012 7:06 62.9	31/10/2012 0:11 62.6	1/11/2012 1:16 61.8
25/11/2012 19:06 64.8	27/11/2012 20:11 63.9		29/10/2012 7:11 63.2	31/10/2012 0:16 62.1	1/11/2012 1:21 62.6
25/11/2012 19:11 66.3	27/11/2012 20:16 65.0		29/10/2012 7:16 62.6	31/10/2012 0:21 62.2	1/11/2012 1:26 62.6
25/11/2012 19:16 64.7	27/11/2012 20:21 63.7		29/10/2012 7:21 62.7	31/10/2012 0:26 61.9	1/11/2012 1:31 62.3
25/11/2012 19:21 65.1	27/11/2012 20:26 64.2		29/10/2012 7:26 63.4	31/10/2012 0:31 61.4	1/11/2012 1:36 62.5
25/11/2012 19:26 64.3	27/11/2012 20:31 64.4		29/10/2012 7:31 62.6	31/10/2012 0:36 61.0	1/11/2012 1:41 61.8
25/11/2012 19:31 64.8	27/11/2012 20:36 64.1		29/10/2012 7:36 63.1	31/10/2012 0:41 61.6	1/11/2012 1:46 61.6
25/11/2012 19:36 64.5	27/11/2012 20:41 63.7		29/10/2012 7:41 62.6	31/10/2012 0:46 61.3	1/11/2012 1:51 61.7
25/11/2012 19:41 65.0	27/11/2012 20:46 64.1		29/10/2012 7:46 62.6	31/10/2012 0:51 60.5	1/11/2012 1:56 61.7
25/11/2012 19:46 63.8	27/11/2012 20:51 63.9		29/10/2012 7:51 62.6	31/10/2012 0:56 62.1	1/11/2012 2:01 61.8
25/11/2012 19:51 64.0	27/11/2012 20:56 63.9		29/10/2012 7:56 63.2	31/10/2012 1:	

Real-time Noise Data		RTN2a (Hong Kong Electric Centre)									
1/11/2012 3:46	59.7	2/11/2012 4:51	60.4	3/11/2012 5:56	60.6	4/11/2012 23:01	63.7	6/11/2012 0:06	62.6	7/11/2012 1:11	60.8
1/11/2012 3:51	60.9	2/11/2012 4:56	61.4	3/11/2012 6:01	61.3	4/11/2012 23:06	64.1	6/11/2012 0:11	63.2	7/11/2012 1:16	60.3
1/11/2012 3:56	60.2	2/11/2012 5:01	59.7	3/11/2012 6:06	60.6	4/11/2012 23:11	63.9	6/11/2012 0:16	62.3	7/11/2012 1:21	61.2
1/11/2012 4:01	61.0	2/11/2012 5:06	59.9	3/11/2012 6:11	61.2	4/11/2012 23:16	63.9	6/11/2012 0:21	62.8	7/11/2012 1:26	60.5
1/11/2012 4:06	59.6	2/11/2012 5:11	60.4	3/11/2012 6:16	62.4	4/11/2012 23:21	63.7	6/11/2012 0:26	61.3	7/11/2012 1:31	60.3
1/11/2012 4:11	59.3	2/11/2012 5:16	59.9	3/11/2012 6:21	61.7	4/11/2012 23:26	63.9	6/11/2012 0:31	62.4	7/11/2012 1:36	59.9
1/11/2012 4:16	60.0	2/11/2012 5:21	60.6	3/11/2012 6:26	62.5	4/11/2012 23:31	63.4	6/11/2012 0:36	61.5	7/11/2012 1:41	59.4
1/11/2012 4:21	60.3	2/11/2012 5:26	60.9	3/11/2012 6:31	62.4	4/11/2012 23:36	63.5	6/11/2012 0:41	61.2	7/11/2012 1:46	59.6
1/11/2012 4:26	59.2	2/11/2012 5:31	60.2	3/11/2012 6:36	62.9	4/11/2012 23:41	63.9	6/11/2012 0:46	61.2	7/11/2012 1:51	60.7
1/11/2012 4:31	59.7	2/11/2012 5:36	61.1	3/11/2012 6:41	63.8	4/11/2012 23:46	63.9	6/11/2012 0:51	59.8	7/11/2012 1:56	59.4
1/11/2012 4:36	59.9	2/11/2012 5:41	61.5	3/11/2012 6:46	63.4	4/11/2012 23:51	63.0	6/11/2012 0:56	61.1	7/11/2012 2:01	59.1
1/11/2012 4:41	59.3	2/11/2012 5:46	60.3	3/11/2012 6:51	63.9	4/11/2012 23:56	63.8	6/11/2012 1:01	60.3	7/11/2012 2:06	59.4
1/11/2012 4:46	60.2	2/11/2012 5:51	61.0	3/11/2012 6:56	64.6	5/11/2012 0:01	63.1	6/11/2012 1:06	61.1	7/11/2012 2:11	60.2
1/11/2012 4:51	59.3	2/11/2012 5:56	60.4	3/11/2012 7:01	63.8	5/11/2012 0:06	63.4	6/11/2012 1:11	59.7	7/11/2012 2:16	58.3
1/11/2012 4:56	60.3	2/11/2012 6:01	61.8	3/11/2012 7:06	64.0	5/11/2012 0:11	63.2	6/11/2012 1:16	59.8	7/11/2012 2:21	59.8
1/11/2012 5:01	60.9	2/11/2012 6:06	61.7	3/11/2012 7:11	63.9	5/11/2012 0:16	62.8	6/11/2012 1:21	60.2	7/11/2012 2:26	59.6
1/11/2012 5:06	61.4	2/11/2012 6:11	63.2	3/11/2012 7:16	64.6	5/11/2012 0:21	63.2	6/11/2012 1:26	59.2	7/11/2012 2:31	59.0
1/11/2012 5:11	61.0	2/11/2012 6:16	62.4	3/11/2012 7:21	64.4	5/11/2012 0:26	63.0	6/11/2012 1:31	58.5	7/11/2012 2:36	59.1
1/11/2012 5:16	61.4	2/11/2012 6:21	62.5	3/11/2012 7:26	63.8	5/11/2012 0:31	63.0	6/11/2012 1:36	59.6	7/11/2012 2:41	59.3
1/11/2012 5:21	61.7	2/11/2012 6:26	62.6	3/11/2012 7:31	63.9	5/11/2012 0:36	62.9	6/11/2012 1:41	58.4	7/11/2012 2:46	58.8
1/11/2012 5:26	61.6	2/11/2012 6:31	63.2	3/11/2012 7:36	64.8	5/11/2012 0:41	62.4	6/11/2012 1:46	58.8	7/11/2012 2:51	58.8
1/11/2012 5:31	61.9	2/11/2012 6:36	63.3	3/11/2012 7:41	63.8	5/11/2012 0:46	62.6	6/11/2012 1:51	59.4	7/11/2012 2:56	58.1
1/11/2012 5:36	61.5	2/11/2012 6:41	64.2	3/11/2012 7:46	63.7	5/11/2012 0:51	62.6	6/11/2012 1:56	58.5	7/11/2012 3:01	57.2
1/11/2012 5:41	62.1	2/11/2012 6:46	63.6	3/11/2012 7:51	63.8	5/11/2012 0:56	62.0	6/11/2012 2:01	59.3	7/11/2012 3:06	57.7
1/11/2012 5:46	62.4	2/11/2012 6:51	64.1	3/11/2012 7:56	62.9	5/11/2012 1:01	61.5	6/11/2012 2:06	58.3	7/11/2012 3:11	58.0
1/11/2012 5:51	62.3	2/11/2012 6:56	64.5	4/11/2012 0:01	63.6	5/11/2012 1:06	62.1	6/11/2012 2:11	58.1	7/11/2012 3:16	59.9
1/11/2012 5:56	60.9	2/11/2012 7:01	64.1	4/11/2012 0:06	63.4	5/11/2012 1:11	62.7	6/11/2012 2:16	58.5	7/11/2012 3:21	60.9
1/11/2012 6:01	61.5	2/11/2012 7:06	63.9	4/11/2012 0:11	63.3	5/11/2012 1:16	61.4	6/11/2012 2:21	58.4	7/11/2012 3:26	58.1
1/11/2012 6:06	63.0	2/11/2012 7:11	64.1	4/11/2012 0:16	63.5	5/11/2012 1:21	62.1	6/11/2012 2:26	57.3	7/11/2012 3:31	58.3
1/11/2012 6:11	62.5	2/11/2012 7:16	64.4	4/11/2012 0:21	64.9	5/11/2012 1:26	62.2	6/11/2012 2:31	57.6	7/11/2012 3:36	58.8
1/11/2012 6:16	63.4	2/11/2012 7:21	63.9	4/11/2012 0:26	63.1	5/11/2012 1:31	61.9	6/11/2012 2:36	58.3	7/11/2012 3:41	58.2
1/11/2012 6:21	63.7	2/11/2012 7:26	64.0	4/11/2012 0:31	62.9	5/11/2012 1:36	61.1	6/11/2012 2:41	58.0	7/11/2012 3:46	57.7
1/11/2012 6:26	63.6	2/11/2012 7:31	64.2	4/11/2012 0:36	62.7	5/11/2012 1:41	61.7	6/11/2012 2:46	58.0	7/11/2012 3:51	57.3
1/11/2012 6:31	64.3	2/11/2012 7:36	63.8	4/11/2012 0:41	62.5	5/11/2012 1:46	61.0	6/11/2012 2:51	57.3	7/11/2012 3:56	58.7
1/11/2012 6:36	64.1	2/11/2012 7:41	63.9	4/11/2012 0:46	62.9	5/11/2012 1:51	61.3	6/11/2012 2:56	57.4	7/11/2012 4:01	58.9
1/11/2012 6:41	65.0	2/11/2012 7:46	63.8	4/11/2012 0:51	63.3	5/11/2012 1:56	61.3	6/11/2012 3:01	56.7	7/11/2012 4:06	58.3
1/11/2012 6:46	64.9	2/11/2012 7:51	63.7	4/11/2012 0:56	62.5	5/11/2012 2:01	62.4	6/11/2012 3:06	56.8	7/11/2012 4:11	58.0
1/11/2012 6:51	65.4	2/11/2012 7:56	63.4	4/11/2012 1:01	62.1	5/11/2012 2:06	60.2	6/11/2012 3:11	57.6	7/11/2012 4:16	56.9
1/11/2012 6:56	65.4	3/11/2012 0:01	64.3	4/11/2012 1:06	62.7	5/11/2012 2:11	61.2	6/11/2012 3:16	57.3	7/11/2012 4:21	57.9
1/11/2012 7:01	64.0	3/11/2012 0:06	64.3	4/11/2012 1:11	62.8	5/11/2012 2:16	61.1	6/11/2012 3:21	56.7	7/11/2012 4:26	58.0
1/11/2012 7:06	64.0	3/11/2012 0:11	63.2	4/11/2012 1:16	62.4	5/11/2012 2:21	60.8	6/11/2012 3:26	56.2	7/11/2012 4:31	57.6
1/11/2012 7:11	64.1	3/11/2012 0:16	63.3	4/11/2012 1:21	63.2	5/11/2012 2:26	60.8	6/11/2012 3:31	56.9	7/11/2012 4:36	57.1
1/11/2012 7:16	64.7	3/11/2012 0:21	62.9	4/11/2012 1:26	62.8	5/11/2012 2:31	60.6	6/11/2012 3:36	57.4	7/11/2012 4:41	58.9
1/11/2012 7:21	64.3	3/11/2012 0:26	63.5	4/11/2012 1:31	61.3	5/11/2012 2:36	60.6	6/11/2012 3:41	57.6	7/11/2012 4:46	57.3
1/11/2012 7:26	63.8	3/11/2012 0:31	63.5	4/11/2012 1:36	62.8	5/11/2012 2:41	59.9	6/11/2012 3:46	59.3	7/11/2012 4:51	57.4
1/11/2012 7:31	63.9	3/11/2012 0:36	62.9	4/11/2012 1:41	62.0	5/11/2012 2:46	60.5	6/11/2012 3:51	57.5	7/11/2012 4:56	58.4
1/11/2012 7:36	63.8	3/11/2012 0:41	62.8	4/11/2012 1:46	61.9	5/11/2012 2:51	60.9	6/11/2012 3:56	56.4	7/11/2012 5:01	57.7
1/11/2012 7:41	63.5	3/11/2012 0:46	62.5	4/11/2012 1:51	62.1	5/11/2012 2:56	60.1	6/11/2012 4:01	57.5	7/11/2012 5:06	58.5
1/11/2012 7:46	64.3	3/11/2012 0:51	62.5	4/11/2012 1:56	62.0	5/11/2012 3:01	60.6	6/11/2012 4:06	57.0	7/11/2012 5:11	58.6
1/11/2012 7:51	64.2	3/11/2012 0:56	62.5	4/11/2012 2:01	61.9	5/11/2012 3:06	61.0	6/11/2012 4:11	57.0	7/11/2012 5:16	58.8
1/11/2012 7:56	64.1	3/11/2012 1:01	61.5	4/11/2012 2:06	61.3	5/11/2012 3:11	60.1	6/11/2012 4:16	57.7	7/11/2012 5:21	58.1
2/11/2012 0:01	63.7	3/11/2012 1:06	61.9	4/11/2012 2:11	61.5	5/11/2012 3:16	60.4	6/11/2012 4:21	57.3	7/11/2012 5:26	60.4
2/11/2012 0:06	64.2	3/11/2012 1:11	62.2	4/11/2012 2:16	61.8	5/11/2012 3:21	61.7	6/11/2012 4:26	58.1	7/11/2012 5:31	59.4
2/11/2012 0:11	64.0	3/11/2012 1:16	62.1	4/11/2012 2:21	61.6	5/11/2012 3:26	61.7	6/11/2012 4:31	54.8	7/11/2012 5:36	60.1
2/11/2012 0:16	64.0	3/11/2012 1:21	61.4	4/11/2012 2:26	61.8	5/11/2012 3:31	60.5	6/11/2012 4:36	57.6	7/11/2012 5:41	61.5
2/11/2012 0:21	63.5	3/11/2012 1:26	61.8	4/11/2012 2:31	61.0	5/11/2012 3:36	60.2	6/11/2012 4:41	57.1	7/11/2012 5:46	61.7
2/11/2012 0:26	63.9	3/11/2012 1:31	60.9	4/11/2012 2:36	61.2	5/11/2012 3:41	60.3	6/11/2012 4:46	57.4	7/11/2012 5:51	60.2
2/11/2012 0:31	62.8	3/11/2012 1:36	60.7	4/11/2012 2:41	60.6	5/11/2012 3:46	59.6	6/11/2012 4:51	57.9	7/11/2012 5:56	60.1
2/11/2012 0:36	63.1	3/11/2012 1:41	61.0	4/11/2012 2:46	60.9	5/11/2012 3:51	60.3	6/11/2012 4:56	57.9	7/11/2012 6:01	60.3
2/11/2012 0:41	62.6	3/11/2012 1:46	60.6	4/11/2012 2:51	61.1	5/11/2012 3:56	60.1	6/11/2012 5:01	58.0	7/11/2012 6:06	60.7
2/11/2012 0:46	62.9	3/11/2012 1:51	60.9	4/11/2012 2:56	60.1	5/11/2012 4:01	60.5	6/11/2012 5:06	59.3	7/11/2012 6:11	61.0
2/11/2012 0:51	62.3	3/11/2012 1:56	60.6	4/11/2012 3:01	60.8	5/11/2012 4:06	60.0	6/11/2012 5:11	59.0	7/11/2012 6:16	61.0
2/11/2012 0:56	63.4	3/11/2012 2:01	61.4	4/11/2012 3:06	60.4	5/11/2012 4:11	59.4	6/11/2012 5:16	60.3	7/11/2012 6:21	61.9
2/11/2012 1:01	62.6	3/11/2012 2:06	60.0	4/11/2012 3:11	60.5	5/11/2012 4:16	60.0	6/11/2012 5:21	58.2	7/11/2012 6:26	61.9
2/11/2012 1:06	62.5	3/11/2012 2:11	60.3	4/11/2012 3:16	60.1	5/11/2012 4:21	60.1	6/11/2012 5:26	58.9	7/11/2012 6:31	62.5
2/11/2012 1:11	62.3	3/11/2012 2:16	60.5	4/11/2012 3:21	59.9	5/11/2012 4:26	59.1	6/11/2012 5:31	58.7	7/11/2012 6:36	62.7
2/11/2012 1:16	62.5	3/11/2012 2:21	60.6	4/11/2012 3:26	59.6	5/11/2012 4:31	58.8	6/11/2012 5:36	58.7	7/11/2012 6:41	63.5
2/11/2012 1:21	62.1	3/11/2012 2:26	60.4	4/11/2012 3:31	60.1	5/11/2012 4:36	59.8	6/11/2012 5:41	60.6	7/11/2012 6:46	63.3
2/11/2012 1:26	62.3	3/11/2012 2:31	59.6	4/11/2012 3:36	60.5	5/11/2012 4:41	59.4	6/11/2012 5:46	59.3	7/11/2012 6:51	63.8
2/11/2012 1:31	61.7	3/11/2012 2:36	59.9	4/11/2012 3:41	60.0	5/11/2012 4:46	59.0	6/11/2012 5:51	60.1	7/11/2012 6:56	64.2
2/11/2012 1:36	61.9	3/11/2012 2:41	58.9	4/11/2012 3:46	60.7	5/11/2012 4:51	60.8	6/11/2012 5:56	59.5	7/1	

Real-time Noise Data	RTN2a (Hong Kong Electric Centre)						
8/11/2012 2:16	60.0	9/11/2012 3:21	59.0	10/11/2012 4:26	57.9	11/11/2012 5:31	59.5
8/11/2012 2:21	59.6	9/11/2012 3:26	58.0	10/11/2012 4:31	57.4	11/11/2012 5:36	60.4
8/11/2012 2:26	59.6	9/11/2012 3:31	58.4	10/11/2012 4:36	57.7	11/11/2012 5:41	60.3
8/11/2012 2:31	59.4	9/11/2012 3:36	58.0	10/11/2012 4:41	58.5	11/11/2012 5:46	59.8
8/11/2012 2:36	58.7	9/11/2012 3:41	58.1	10/11/2012 4:46	59.0	11/11/2012 5:51	59.8
8/11/2012 2:41	59.3	9/11/2012 3:46	58.2	10/11/2012 4:51	58.3	11/11/2012 5:56	60.8
8/11/2012 2:46	59.3	9/11/2012 3:51	58.0	10/11/2012 4:56	58.1	11/11/2012 6:01	59.5
8/11/2012 2:51	59.1	9/11/2012 3:56	57.9	10/11/2012 5:01	58.7	11/11/2012 6:06	60.4
8/11/2012 2:56	59.0	9/11/2012 4:01	58.9	10/11/2012 5:06	60.0	11/11/2012 6:11	60.5
8/11/2012 3:01	58.4	9/11/2012 4:06	57.5	10/11/2012 5:11	59.0	11/11/2012 6:16	60.6
8/11/2012 3:06	58.1	9/11/2012 4:11	57.8	10/11/2012 5:16	59.6	11/11/2012 6:21	61.6
8/11/2012 3:11	59.4	9/11/2012 4:16	57.7	10/11/2012 5:21	59.0	11/11/2012 6:26	61.6
8/11/2012 3:16	57.9	9/11/2012 4:21	57.5	10/11/2012 5:26	59.0	11/11/2012 6:31	61.8
8/11/2012 3:21	57.7	9/11/2012 4:26	57.7	10/11/2012 5:31	58.6	11/11/2012 6:36	61.7
8/11/2012 3:26	57.7	9/11/2012 4:31	57.4	10/11/2012 5:36	59.2	11/11/2012 6:41	62.0
8/11/2012 3:31	57.9	9/11/2012 4:36	58.3	10/11/2012 5:41	60.1	11/11/2012 6:46	62.7
8/11/2012 3:36	58.7	9/11/2012 4:41	58.1	10/11/2012 5:46	60.4	11/11/2012 6:51	62.8
8/11/2012 3:41	59.5	9/11/2012 4:46	57.3	10/11/2012 5:51	60.1	11/11/2012 6:56	63.2
8/11/2012 3:46	59.1	9/11/2012 4:51	58.6	10/11/2012 5:56	59.5	11/11/2012 7:01	63.2
8/11/2012 3:51	57.9	9/11/2012 4:56	57.9	10/11/2012 6:01	60.3	11/11/2012 7:06	63.3
8/11/2012 3:56	58.0	9/11/2012 5:01	59.0	10/11/2012 6:06	60.3	11/11/2012 7:11	63.2
8/11/2012 4:01	59.5	9/11/2012 5:06	59.4	10/11/2012 6:11	60.7	11/11/2012 7:16	63.3
8/11/2012 4:06	58.5	9/11/2012 5:11	58.3	10/11/2012 6:16	61.2	11/11/2012 7:21	63.6
8/11/2012 4:11	57.4	9/11/2012 5:16	58.8	10/11/2012 6:21	61.6	11/11/2012 7:26	63.3
8/11/2012 4:16	58.4	9/11/2012 5:21	59.2	10/11/2012 6:26	62.1	11/11/2012 7:31	63.8
8/11/2012 4:21	58.0	9/11/2012 5:26	59.1	10/11/2012 6:31	62.2	11/11/2012 7:36	63.8
8/11/2012 4:26	57.5	9/11/2012 5:31	58.9	10/11/2012 6:36	62.4	11/11/2012 7:41	63.5
8/11/2012 4:31	59.1	9/11/2012 5:36	58.8	10/11/2012 6:41	63.3	11/11/2012 7:46	63.0
8/11/2012 4:36	59.1	9/11/2012 5:41	59.3	10/11/2012 6:46	63.0	11/11/2012 7:51	63.2
8/11/2012 4:41	58.0	9/11/2012 5:46	60.1	10/11/2012 6:51	63.8	11/11/2012 7:56	63.9
8/11/2012 4:46	57.8	9/11/2012 5:51	60.1	10/11/2012 6:56	64.0	12/11/2012 0:01	63.1
8/11/2012 4:51	57.3	9/11/2012 5:56	59.3	10/11/2012 7:01	65.3	12/11/2012 0:06	63.4
8/11/2012 4:56	58.2	9/11/2012 6:01	59.9	10/11/2012 7:06	64.8	12/11/2012 0:11	63.4
8/11/2012 5:01	57.9	9/11/2012 6:06	60.4	10/11/2012 7:11	64.3	12/11/2012 0:16	63.0
8/11/2012 5:06	59.4	9/11/2012 6:11	60.6	10/11/2012 7:16	64.1	12/11/2012 0:21	62.3
8/11/2012 5:11	58.7	9/11/2012 6:16	60.7	10/11/2012 7:21	63.5	12/11/2012 0:26	62.9
8/11/2012 5:16	59.1	9/11/2012 6:21	61.3	10/11/2012 7:26	63.4	12/11/2012 0:31	63.3
8/11/2012 5:21	59.1	9/11/2012 6:26	62.1	10/11/2012 7:31	63.9	12/11/2012 0:36	62.0
8/11/2012 5:26	58.9	9/11/2012 6:31	61.6	10/11/2012 7:36	63.6	12/11/2012 0:41	62.2
8/11/2012 5:31	58.4	9/11/2012 6:36	62.2	10/11/2012 7:41	63.8	12/11/2012 0:46	61.4
8/11/2012 5:36	58.7	9/11/2012 6:41	63.4	10/11/2012 7:46	63.7	12/11/2012 0:51	61.8
8/11/2012 5:41	60.2	9/11/2012 6:46	62.5	10/11/2012 7:51	63.4	12/11/2012 0:56	61.5
8/11/2012 5:46	61.0	9/11/2012 6:51	63.6	10/11/2012 7:56	64.0	12/11/2012 1:01	61.7
8/11/2012 5:51	62.3	9/11/2012 6:56	63.8	11/11/2012 0:01	62.9	12/11/2012 1:06	61.9
8/11/2012 5:56	60.0	9/11/2012 7:01	63.3	11/11/2012 0:06	63.8	12/11/2012 1:11	61.3
8/11/2012 6:01	59.3	9/11/2012 7:06	63.5	11/11/2012 0:11	63.2	12/11/2012 1:16	61.8
8/11/2012 6:06	60.8	9/11/2012 7:11	62.7	11/11/2012 0:16	63.2	12/11/2012 1:21	61.7
8/11/2012 6:11	60.5	9/11/2012 7:16	63.0	11/11/2012 0:21	63.6	12/11/2012 1:26	62.0
8/11/2012 6:16	61.6	9/11/2012 7:21	62.8	11/11/2012 0:26	63.4	12/11/2012 1:31	61.6
8/11/2012 6:21	62.2	9/11/2012 7:26	62.8	11/11/2012 0:31	63.8	12/11/2012 1:36	61.0
8/11/2012 6:26	61.5	9/11/2012 7:31	62.2	11/11/2012 0:36	63.6	12/11/2012 1:41	61.9
8/11/2012 6:31	62.7	9/11/2012 7:36	62.5	11/11/2012 0:41	63.3	12/11/2012 1:46	60.7
8/11/2012 6:36	62.9	9/11/2012 7:41	62.4	11/11/2012 0:46	62.9	12/11/2012 1:51	60.5
8/11/2012 6:41	62.9	9/11/2012 7:46	62.6	11/11/2012 0:51	62.8	12/11/2012 1:56	60.8
8/11/2012 6:46	63.0	9/11/2012 7:51	63.2	11/11/2012 0:56	63.0	12/11/2012 2:01	61.4
8/11/2012 6:51	63.6	9/11/2012 7:56	64.1	11/11/2012 1:01	62.0	12/11/2012 2:06	61.1
8/11/2012 6:56	63.9	10/11/2012 0:01	63.1	11/11/2012 1:06	62.8	12/11/2012 2:11	60.3
8/11/2012 7:01	63.6	10/11/2012 0:06	63.2	11/11/2012 1:11	62.5	12/11/2012 2:16	61.0
8/11/2012 7:06	63.5	10/11/2012 0:11	62.8	11/11/2012 1:16	63.1	12/11/2012 2:21	61.1
8/11/2012 7:11	63.6	10/11/2012 0:16	63.8	11/11/2012 1:21	62.1	12/11/2012 2:26	61.3
8/11/2012 7:16	63.9	10/11/2012 0:21	62.6	11/11/2012 1:26	62.2	12/11/2012 2:31	61.7
8/11/2012 7:21	63.7	10/11/2012 0:26	64.4	11/11/2012 1:31	61.9	12/11/2012 2:36	61.1
8/11/2012 7:26	63.8	10/11/2012 0:31	62.9	11/11/2012 1:36	62.1	12/11/2012 2:41	61.4
8/11/2012 7:31	63.8	10/11/2012 0:36	61.9	11/11/2012 1:41	61.8	12/11/2012 2:46	60.5
8/11/2012 7:36	63.3	10/11/2012 0:41	61.9	11/11/2012 1:46	61.6	12/11/2012 2:51	60.6
8/11/2012 7:41	63.5	10/11/2012 0:46	62.3	11/11/2012 1:51	62.0	12/11/2012 2:56	61.3
8/11/2012 7:46	63.3	10/11/2012 0:51	62.0	11/11/2012 1:56	62.0	12/11/2012 3:01	61.0
8/11/2012 7:51	63.2	10/11/2012 0:56	61.3	11/11/2012 2:01	61.5	12/11/2012 3:06	60.8
8/11/2012 7:56	63.5	10/11/2012 1:01	61.4	11/11/2012 2:06	61.3	12/11/2012 3:11	61.0
9/11/2012 0:01	63.4	10/11/2012 1:06	61.3	11/11/2012 2:11	61.4	12/11/2012 3:16	60.3
9/11/2012 0:06	63.2	10/11/2012 1:11	60.9	11/11/2012 2:16	61.8	12/11/2012 3:21	61.7
9/11/2012 0:11	62.5	10/11/2012 1:16	60.9	11/11/2012 2:21	61.4	12/11/2012 3:26	60.5
9/11/2012 0:16	62.6	10/11/2012 1:21	61.6	11/11/2012 2:26	60.8	12/11/2012 3:31	61.0
9/11/2012 0:21	62.6	10/11/2012 1:26	60.6	11/11/2012 2:31	61.4	12/11/2012 3:36	60.7
9/11/2012 0:26	62.6	10/11/2012 1:31	60.9	11/11/2012 2:36	61.1	12/11/2012 3:41	60.8
9/11/2012 0:31	63.1	10/11/2012 1:36	61.2	11/11/2012 2:41	60.9	12/11/2012 3:46	60.7
9/11/2012 0:36	62.4	10/11/2012 1:41	60.2	11/11/2012 2:46	61.2	12/11/2012 3:51	61.0
9/11/2012 0:41	62.0	10/11/2012 1:46	60.4	11/11/2012 2:51	60.4	12/11/2012 3:56	60.8
9/11/2012 0:46	62.1	10/11/2012 1:51	60.9	11/11/2012 2:56	60.7	12/11/2012 4:01	60.6
9/11/2012 0:51	61.5	10/11/2012 1:56	59.7	11/11/2012 3:01	60.0	12/11/2012 4:06	60.0
9/11/2012 0:56	61.2	10/11/2012 2:01	59.8	11/11/2012 3:06	60.6	12/11/2012 4:11	58.0
9/11/2012 1:01	61.8	10/11/2012 2:06	60.2	11/11/2012 3:11	61.0	12/11/2012 4:16	58.7
9/11/2012 1:06	61.5	10/11/2012 2:11	59.7	11/11/2012 3:16	61.1	12/11/2012 4:21	57.9
9/11/2012 1:11	60.8	10/11/2012 2:16	60.4	11/11/2012 3:21	60.4	12/11/2012 4:26	59.3
9/11/2012 1:16	61.0	10/11/2012 2:21	59.8	11/11/2012 3:26	60.1	12/11/2012 4:31	59.9
9/11/2012 1:21	61.1	10/11/2012 2:26	60.7	11/11/2012 3:31	60.2	12/11/2012 4:36	59.9
9/11/2012 1:26	60.8	10/11/2012 2:31	60.1	11/11/2012 3:36	60.3	12/11/2012 4:41	59.6
9/11/2012 1:31	60.4	10/11/2012 2:36	59.6	11/11/2012 3:41	59.3	12/11/2012 4:46	60.3
9/11/2012 1:36	60.2	10/11/2012 2:41	59.9	11/11/2012 3:46	59.7	12/11/2012 4:51	59.4
9/11/2012 1:41	60.3	10/11/2012 2:46	59.7	11/11/2012 3:51	60.0	12/11/2012 4:56	60.0
9/11/2012 1:46	59.6	10/11/2012 2:51	59.6	11/11/2012 3:56	59.6	12/11/2012 5:01	60.3
9/11/2012 1:51	60.3	10/11/2012 2:56	59.0	11/11/2012 4:01	60.0	12/11/2012 5:06	59.8
9/11/2012 1:56	60.2	10/11/2012 3:01	60.3	11/11/2012 4:06	59.6	12/11/2012 5:11	60.3
9/11/2012 2:01	60.2	10/11/2012 3:06	59.5	11/11/2012 4:11	59.0	12/11/2012 5:16	60.5
9/11/2012 2:06	60.2	10/11/2012 3:11	62.0	11/11/2012 4:16	59.8	12/11/2012 5:21	58.7
9/11/2012 2:11	59.5	10/11/2012 3:16	59.5	11/11/2012 4:21	59.5	12/11/2012 5:26	61.9
9/11/2012 2:16	59.5	10/11/2012 3:21	57.6	11/11/2012 4:26	59.8	12/11/2012 5:31	60.6
9/11/2012 2:21	59.5	10/11/2012 3:26	59.4	11/11/2012 4:31	60.4	12/11/2012 5:36	60.3
9/11/2012 2:26	59.6	10/11/2012 3:31	60.6	11/11/2012 4:36	59.3	12/11/2012 5:41	60.6
9/11/2012 2:31	59.8	10/11/2012 3:36	58.6	11/11/2012 4:41	59.8	12/11/2012 5:46	60.8
9/11/2012 2:36	59.5	10/11/2012 3:41	58.5	11/11/2012 4:46	60.4	12/11/2012 5:51	60.3
9/11/2012 2:41	59.8	10/11/2012 3:46	59.1	11/11/2012 4:51	59.3	12/11/2012 5:56	60.3
9/11/2012 2:46	58.9	10/11/2012 3:51	58.3	11/11/2012 4:56	60.0	12/	

Real-time Noise Data		RTN2a (Hong Kong Electric Centre)									
15/11/2012 0:46	61.3	16/11/2012 1:51	60.1	17/11/2012 2:56	61.4	18/11/2012 4:01	60.2	19/11/2012 5:06	49.6	20/11/2012 6:11	60.6
15/11/2012 0:51	61.7	16/11/2012 1:56	59.6	17/11/2012 3:01	61.1	18/11/2012 4:06	59.2	19/11/2012 5:11	58.6	20/11/2012 6:16	61.5
15/11/2012 0:56	62.0	16/11/2012 2:01	60.0	17/11/2012 3:06	61.5	18/11/2012 4:11	60.0	19/11/2012 5:16	45.4	20/11/2012 6:21	61.3
15/11/2012 1:01	61.0	16/11/2012 2:06	59.9	17/11/2012 3:11	60.8	18/11/2012 4:16	60.5	19/11/2012 5:21	58.9	20/11/2012 6:26	61.3
15/11/2012 1:06	61.1	16/11/2012 2:11	59.1	17/11/2012 3:16	61.1	18/11/2012 4:21	60.6	19/11/2012 5:26	49.2	20/11/2012 6:31	62.3
15/11/2012 1:11	61.5	16/11/2012 2:16	59.3	17/11/2012 3:21	60.7	18/11/2012 4:26	60.1	19/11/2012 5:31	52.3	20/11/2012 6:36	62.7
15/11/2012 1:16	60.9	16/11/2012 2:21	58.0	17/11/2012 3:26	60.7	18/11/2012 4:31	59.7	19/11/2012 5:36	54.9	20/11/2012 6:41	63.0
15/11/2012 1:21	60.9	16/11/2012 2:26	59.1	17/11/2012 3:31	61.0	18/11/2012 4:36	60.0	19/11/2012 5:41	52.8	20/11/2012 6:46	63.1
15/11/2012 1:26	60.3	16/11/2012 2:31	59.9	17/11/2012 3:36	60.8	18/11/2012 4:41	59.7	19/11/2012 5:46	56.1	20/11/2012 6:51	63.4
15/11/2012 1:31	60.0	16/11/2012 2:36	58.3	17/11/2012 3:41	60.0	18/11/2012 4:46	59.0	19/11/2012 5:51	57.3	20/11/2012 6:56	64.4
15/11/2012 1:36	60.1	16/11/2012 2:41	59.4	17/11/2012 3:46	60.9	18/11/2012 4:51	59.2	19/11/2012 5:56	55.6	20/11/2012 23:01	64.1
15/11/2012 1:41	59.8	16/11/2012 2:46	58.6	17/11/2012 3:51	60.6	18/11/2012 4:56	59.4	19/11/2012 6:01	56.6	20/11/2012 23:06	63.8
15/11/2012 1:46	60.0	16/11/2012 2:51	57.8	17/11/2012 3:56	59.9	18/11/2012 5:01	59.5	19/11/2012 6:06	57.6	20/11/2012 23:11	63.9
15/11/2012 1:51	60.3	16/11/2012 2:56	57.8	17/11/2012 4:01	60.4	18/11/2012 5:06	60.4	19/11/2012 6:11	57.9	20/11/2012 23:16	63.3
15/11/2012 1:56	59.6	16/11/2012 3:01	58.0	17/11/2012 4:06	60.3	18/11/2012 5:11	60.4	19/11/2012 6:16	57.8	20/11/2012 23:21	63.7
15/11/2012 2:01	60.0	16/11/2012 3:06	59.2	17/11/2012 4:11	60.2	18/11/2012 5:16	60.1	19/11/2012 6:21	59.8	20/11/2012 23:26	63.4
15/11/2012 2:06	59.7	16/11/2012 3:11	58.8	17/11/2012 4:16	60.5	18/11/2012 5:21	60.1	19/11/2012 6:26	59.4	20/11/2012 23:31	63.7
15/11/2012 2:11	60.2	16/11/2012 3:16	58.0	17/11/2012 4:21	60.8	18/11/2012 5:26	59.6	19/11/2012 6:31	60.2	20/11/2012 23:36	63.3
15/11/2012 2:16	60.1	16/11/2012 3:21	58.1	17/11/2012 4:26	60.2	18/11/2012 5:31	61.1	19/11/2012 6:36	61.1	20/11/2012 23:41	63.3
15/11/2012 2:21	58.9	16/11/2012 3:26	58.1	17/11/2012 4:31	60.0	18/11/2012 5:36	60.2	19/11/2012 6:41	61.5	20/11/2012 23:46	63.4
15/11/2012 2:26	59.3	16/11/2012 3:31	58.6	17/11/2012 4:36	61.0	18/11/2012 5:41	60.3	19/11/2012 6:46	62.4	20/11/2012 23:51	63.4
15/11/2012 2:31	59.1	16/11/2012 3:36	59.0	17/11/2012 4:41	60.5	18/11/2012 5:46	60.9	19/11/2012 6:51	62.6	20/11/2012 23:56	63.2
15/11/2012 2:36	59.2	16/11/2012 3:41	58.1	17/11/2012 4:46	60.9	18/11/2012 5:51	61.5	19/11/2012 6:56	62.6	21/11/2012 0:01	63.3
15/11/2012 2:41	58.8	16/11/2012 3:46	58.6	17/11/2012 4:51	60.6	18/11/2012 5:56	61.0	19/11/2012 7:01	63.7	21/11/2012 0:06	62.5
15/11/2012 2:46	59.9	16/11/2012 3:51	59.1	17/11/2012 4:56	60.1	18/11/2012 6:01	59.8	19/11/2012 23:06	63.6	21/11/2012 0:11	61.8
15/11/2012 2:51	58.7	16/11/2012 3:56	57.3	17/11/2012 5:01	60.8	18/11/2012 6:06	61.1	19/11/2012 23:11	63.4	21/11/2012 0:16	62.4
15/11/2012 2:56	58.9	16/11/2012 4:01	57.3	17/11/2012 5:06	60.1	18/11/2012 6:11	60.8	19/11/2012 23:16	63.5	21/11/2012 0:21	62.1
15/11/2012 3:01	59.1	16/11/2012 4:06	58.6	17/11/2012 5:11	60.4	18/11/2012 6:16	61.0	19/11/2012 23:21	63.4	21/11/2012 0:26	62.0
15/11/2012 3:06	58.3	16/11/2012 4:11	58.7	17/11/2012 5:16	61.1	18/11/2012 6:21	61.8	19/11/2012 23:26	63.7	21/11/2012 0:31	61.6
15/11/2012 3:11	58.5	16/11/2012 4:16	58.1	17/11/2012 5:21	60.5	18/11/2012 6:26	62.2	19/11/2012 23:31	63.6	21/11/2012 0:36	61.5
15/11/2012 3:16	58.8	16/11/2012 4:21	57.7	17/11/2012 5:26	60.1	18/11/2012 6:31	61.7	19/11/2012 23:36	64.5	21/11/2012 0:41	61.1
15/11/2012 3:21	58.9	16/11/2012 4:26	57.1	17/11/2012 5:31	59.5	18/11/2012 6:36	61.7	19/11/2012 23:41	62.8	21/11/2012 0:46	61.4
15/11/2012 3:26	59.2	16/11/2012 4:31	58.3	17/11/2012 5:36	60.3	18/11/2012 6:41	62.5	19/11/2012 23:46	63.4	21/11/2012 0:51	61.2
15/11/2012 3:31	58.3	16/11/2012 4:36	59.3	17/11/2012 5:41	61.0	18/11/2012 6:46	62.0	19/11/2012 23:51	63.1	21/11/2012 0:56	61.2
15/11/2012 3:36	58.3	16/11/2012 4:41	58.2	17/11/2012 5:46	60.1	18/11/2012 6:51	62.2	19/11/2012 23:56	63.1	21/11/2012 1:01	61.1
15/11/2012 3:41	58.6	16/11/2012 4:46	58.7	17/11/2012 5:51	60.4	18/11/2012 6:56	62.5	20/11/2012 0:01	62.1	21/11/2012 1:06	61.1
15/11/2012 3:46	58.1	16/11/2012 4:51	59.2	17/11/2012 5:56	60.8	18/11/2012 7:01	62.7	20/11/2012 0:06	63.3	21/11/2012 1:11	61.5
15/11/2012 3:51	57.7	16/11/2012 4:56	58.6	17/11/2012 6:01	60.1	18/11/2012 23:06	62.8	20/11/2012 0:11	62.4	21/11/2012 1:16	60.5
15/11/2012 3:56	57.6	16/11/2012 5:01	58.8	17/11/2012 6:06	61.4	18/11/2012 23:11	62.6	20/11/2012 0:16	62.5	21/11/2012 1:21	60.8
15/11/2012 4:01	58.4	16/11/2012 5:06	59.5	17/11/2012 6:11	60.8	18/11/2012 23:16	62.7	20/11/2012 0:21	62.5	21/11/2012 1:26	60.4
15/11/2012 4:06	57.8	16/11/2012 5:11	58.2	17/11/2012 6:16	61.3	18/11/2012 23:21	62.5	20/11/2012 0:26	62.2	21/11/2012 1:31	60.5
15/11/2012 4:11	57.8	16/11/2012 5:16	59.5	17/11/2012 6:21	61.6	18/11/2012 23:26	61.9	20/11/2012 0:31	62.2	21/11/2012 1:36	60.6
15/11/2012 4:16	58.7	16/11/2012 5:21	59.9	17/11/2012 6:26	62.2	18/11/2012 23:31	61.9	20/11/2012 0:36	63.5	21/11/2012 1:41	60.2
15/11/2012 4:21	57.7	16/11/2012 5:26	60.1	17/11/2012 6:31	61.9	18/11/2012 23:36	62.8	20/11/2012 0:41	62.0	21/11/2012 1:46	60.3
15/11/2012 4:26	59.3	16/11/2012 5:31	59.2	17/11/2012 6:36	62.6	18/11/2012 23:41	62.1	20/11/2012 0:46	61.7	21/11/2012 1:51	60.2
15/11/2012 4:31	57.6	16/11/2012 5:36	59.5	17/11/2012 6:41	62.6	18/11/2012 23:46	62.5	20/11/2012 0:51	61.8	21/11/2012 1:56	59.6
15/11/2012 4:36	57.9	16/11/2012 5:41	59.5	17/11/2012 6:46	63.2	18/11/2012 23:51	62.0	20/11/2012 0:56	61.7	21/11/2012 2:01	59.6
15/11/2012 4:41	57.2	16/11/2012 5:46	59.6	17/11/2012 6:51	63.5	18/11/2012 23:56	62.1	20/11/2012 1:01	60.4	21/11/2012 2:06	59.5
15/11/2012 4:46	58.8	16/11/2012 5:51	60.2	17/11/2012 6:56	63.4	19/11/2012 0:01	61.9	20/11/2012 1:06	61.3	21/11/2012 2:11	59.3
15/11/2012 4:51	58.0	16/11/2012 5:56	59.6	17/11/2012 23:01	63.6	19/11/2012 0:06	60.8	20/11/2012 1:11	60.8	21/11/2012 2:16	59.5
15/11/2012 4:56	58.5	16/11/2012 6:01	59.0	17/11/2012 23:06	63.6	19/11/2012 0:11	60.7	20/11/2012 1:16	60.5	21/11/2012 2:21	59.0
15/11/2012 5:01	58.9	16/11/2012 6:06	60.0	17/11/2012 23:11	64.2	19/11/2012 0:16	62.2	20/11/2012 1:21	60.5	21/11/2012 2:26	58.1
15/11/2012 5:06	59.1	16/11/2012 6:11	61.9	17/11/2012 23:16	64.4	19/11/2012 0:21	61.2	20/11/2012 1:26	61.1	21/11/2012 2:31	58.3
15/11/2012 5:11	58.7	16/11/2012 6:16	61.1	17/11/2012 23:21	64.4	19/11/2012 0:26	60.8	20/11/2012 1:31	60.6	21/11/2012 2:36	58.3
15/11/2012 5:16	59.7	16/11/2012 6:21	61.6	17/11/2012 23:26	65.2	19/11/2012 0:31	59.8	20/11/2012 1:36	59.8	21/11/2012 2:41	58.4
15/11/2012 5:21	59.3	16/11/2012 6:26	60.3	17/11/2012 23:31	64.3	19/11/2012 0:36	58.7	20/11/2012 1:41	59.7	21/11/2012 2:46	58.7
15/11/2012 5:26	59.0	16/11/2012 6:31	62.2	17/11/2012 23:36	64.2	19/11/2012 0:41	59.7	20/11/2012 1:46	60.5	21/11/2012 2:51	58.7
15/11/2012 5:31	58.8	16/11/2012 6:36	62.2	17/11/2012 23:41	64.5	19/11/2012 0:46	59.7	20/11/2012 1:51	60.1	21/11/2012 2:56	58.6
15/11/2012 5:36	59.4	16/11/2012 6:41	62.7	17/11/2012 23:46	64.2	19/11/2012 0:51	59.7	20/11/2012 1:56	59.6	21/11/2012 3:01	58.4
15/11/2012 5:41	59.9	16/11/2012 6:46	62.8	17/11/2012 23:51	63.6	19/11/2012 0:56	56.6	20/11/2012 2:01	59.4	21/11/2012 3:06	58.7
15/11/2012 5:46	60.3	16/11/2012 6:51	63.6	17/11/2012 23:56	63.9	19/11/2012 1:01	58.2	20/11/2012 2:06	59.6	21/11/2012 3:11	58.3
15/11/2012 5:51	59.8	16/11/2012 6:56	64.0	18/11/2012 0:01	64.3	19/11/2012 1:06	57.2	20/11/2012 2:11	59.1	21/11/2012 3:16	58.4
15/11/2012 5:56	59.4	16/11/2012 23:01	64.2	18/11/2012 0:06	63.6	19/11/2012 1:11	57.7	20/11/2012 2:16	59.4	21/11/2012 3:21	57.5
15/11/2012 6:01	60.3	16/11/2012 23:06	64.1	18/11/2012 0:11	63.6	19/11/2012 1:16	55.9	20/11/2012 2:21	59.8	21/11/2012 3:26	57.9
15/11/2012 6:06	60.7	16/11/2012 23:11	63.9	18/11/2012 0:16	63.5	19/11/2012 1:21	57.0	20/11/2012 2:26	58.2	21/11/2012 3:31	57.4
15/11/2012 6:11	61.1	16/11/2012 23:16	64.2	18/11/2012 0:21	63.8	19/11/2012 1:26	56.5	20/11/2012 2:31	59.0	21/11/2012 3:36	59.0
15/11/2012 6:16	61.4	16/11/2012 23:21	64.0	18/11/2012 0:26	63.4	19/11/2012 1:31	54.7	20/11/2012 2:36	58.8	21/11/2012 3:41	57.4
15/11/2012 6:21	61.1	16/11/2012 23:26	63.6	18/11/2012 0:31	63.7	19/11/2012 1:36	52.2	20/11/2012 2:41	59.4	21/11/2012 3:46	58.5
15/11/2012 6:26	62.0	16/11/2012 2									

Real-time Noise Data	RTN2a (Hong Kong Electric Centre)				
21/11/2012 23:16 64.7	23/11/2012 0:21 61.5	24/11/2012 1:26 62.8	25/11/2012 2:31 62.7	26/11/2012 3:36 58.8	27/11/2012 4:41 48.7
21/11/2012 23:21 65.1	23/11/2012 0:26 61.7	24/11/2012 1:31 63.1	25/11/2012 2:36 62.2	26/11/2012 3:41 58.0	27/11/2012 4:46 55.0
21/11/2012 23:26 64.9	23/11/2012 0:31 61.9	24/11/2012 1:36 66.5	25/11/2012 2:41 62.3	26/11/2012 3:46 58.1	27/11/2012 4:51 55.2
21/11/2012 23:31 65.1	23/11/2012 0:36 59.9	24/11/2012 1:41 62.8	25/11/2012 2:46 62.7	26/11/2012 3:51 59.8	27/11/2012 4:56 55.9
21/11/2012 23:36 64.7	23/11/2012 0:41 58.6	24/11/2012 1:46 62.6	25/11/2012 2:51 61.5	26/11/2012 3:56 57.9	27/11/2012 5:01 53.5
21/11/2012 23:41 64.9	23/11/2012 0:46 58.9	24/11/2012 1:51 62.2	25/11/2012 2:56 62.5	26/11/2012 4:01 57.8	27/11/2012 5:06 56.4
21/11/2012 23:46 64.1	23/11/2012 0:51 59.3	24/11/2012 1:56 62.3	25/11/2012 3:01 62.1	26/11/2012 4:06 58.6	27/11/2012 5:11 57.5
21/11/2012 23:51 64.9	23/11/2012 0:56 59.7	24/11/2012 2:01 64.6	25/11/2012 3:06 61.5	26/11/2012 4:11 58.5	27/11/2012 5:16 58.0
21/11/2012 23:56 64.3	23/11/2012 1:01 58.5	24/11/2012 2:06 62.5	25/11/2012 3:11 62.1	26/11/2012 4:16 57.6	27/11/2012 5:21 58.1
22/11/2012 0:01 64.4	23/11/2012 1:06 60.5	24/11/2012 2:11 62.0	25/11/2012 3:16 61.8	26/11/2012 4:21 57.7	27/11/2012 5:26 56.9
22/11/2012 0:06 64.4	23/11/2012 1:11 59.9	24/11/2012 2:16 61.6	25/11/2012 3:21 61.3	26/11/2012 4:26 57.5	27/11/2012 5:31 57.6
22/11/2012 0:11 64.2	23/11/2012 1:16 58.3	24/11/2012 2:21 61.7	25/11/2012 3:26 61.1	26/11/2012 4:31 56.7	27/11/2012 5:36 56.5
22/11/2012 0:16 64.4	23/11/2012 1:21 58.3	24/11/2012 2:26 62.6	25/11/2012 3:31 62.2	26/11/2012 4:36 57.9	27/11/2012 5:41 58.7
22/11/2012 0:21 63.6	23/11/2012 1:26 58.5	24/11/2012 2:31 61.6	25/11/2012 3:36 61.8	26/11/2012 4:41 57.9	27/11/2012 5:46 60.9
22/11/2012 0:26 64.5	23/11/2012 1:31 57.4	24/11/2012 2:36 62.1	25/11/2012 3:41 61.1	26/11/2012 4:46 58.6	27/11/2012 5:51 60.0
22/11/2012 0:31 63.7	23/11/2012 1:36 58.0	24/11/2012 2:41 62.0	25/11/2012 3:46 61.4	26/11/2012 4:51 58.4	27/11/2012 5:56 58.6
22/11/2012 0:36 63.3	23/11/2012 1:41 56.2	24/11/2012 2:46 61.9	25/11/2012 3:51 61.5	26/11/2012 4:56 58.5	27/11/2012 6:01 60.7
22/11/2012 0:41 63.3	23/11/2012 1:46 57.6	24/11/2012 2:51 61.4	25/11/2012 3:56 61.1	26/11/2012 5:01 58.1	27/11/2012 6:06 61.4
22/11/2012 0:46 62.5	23/11/2012 1:51 57.3	24/11/2012 2:56 61.4	25/11/2012 4:01 60.6	26/11/2012 5:06 60.1	27/11/2012 6:11 62.3
22/11/2012 0:51 63.1	23/11/2012 1:56 57.8	24/11/2012 3:01 61.4	25/11/2012 4:06 62.0	26/11/2012 5:11 59.6	27/11/2012 6:16 63.5
22/11/2012 0:56 62.4	23/11/2012 2:01 54.0	24/11/2012 3:06 61.5	25/11/2012 4:11 61.5	26/11/2012 5:16 59.4	27/11/2012 6:21 63.3
22/11/2012 1:01 61.8	23/11/2012 2:06 57.0	24/11/2012 3:11 61.3	25/11/2012 4:16 60.8	26/11/2012 5:21 60.9	27/11/2012 6:26 64.2
22/11/2012 1:06 63.2	23/11/2012 2:11 56.3	24/11/2012 3:16 60.8	25/11/2012 4:21 61.6	26/11/2012 5:26 59.7	27/11/2012 6:31 63.9
22/11/2012 1:11 62.1	23/11/2012 2:16 54.4	24/11/2012 3:21 62.2	25/11/2012 4:26 61.0	26/11/2012 5:31 59.5	27/11/2012 6:36 64.1
22/11/2012 1:16 61.9	23/11/2012 2:21 54.7	24/11/2012 3:26 61.4	25/11/2012 4:31 61.7	26/11/2012 5:36 60.4	27/11/2012 6:41 64.8
22/11/2012 1:21 62.1	23/11/2012 2:26 56.5	24/11/2012 3:31 60.0	25/11/2012 4:36 61.1	26/11/2012 5:41 60.2	27/11/2012 6:46 64.8
22/11/2012 1:26 61.5	23/11/2012 2:31 55.1	24/11/2012 3:36 60.6	25/11/2012 4:41 60.9	26/11/2012 5:46 60.8	27/11/2012 6:51 65.0
22/11/2012 1:31 61.3	23/11/2012 2:36 55.9	24/11/2012 3:41 61.2	25/11/2012 4:46 60.7	26/11/2012 5:51 60.3	27/11/2012 6:56 65.3
22/11/2012 1:36 60.9	23/11/2012 2:41 54.8	24/11/2012 3:46 61.1	25/11/2012 4:51 61.5	26/11/2012 5:56 60.6	
22/11/2012 1:41 61.2	23/11/2012 2:46 53.5	24/11/2012 3:51 61.5	25/11/2012 4:56 61.0	26/11/2012 6:01 61.3	
22/11/2012 1:46 61.5	23/11/2012 2:51 51.1	24/11/2012 3:56 60.1	25/11/2012 5:01 61.4	26/11/2012 6:06 61.3	
22/11/2012 1:51 61.6	23/11/2012 2:56 44.9	24/11/2012 4:01 60.9	25/11/2012 5:06 61.7	26/11/2012 6:11 62.0	
22/11/2012 1:56 60.7	23/11/2012 3:01 53.0	24/11/2012 4:06 60.8	25/11/2012 5:11 62.1	26/11/2012 6:16 62.7	
22/11/2012 2:01 61.0	23/11/2012 3:06 52.1	24/11/2012 4:11 61.2	25/11/2012 5:16 61.5	26/11/2012 6:21 62.9	
22/11/2012 2:06 61.3	23/11/2012 3:11 47.7	24/11/2012 4:16 59.8	25/11/2012 5:21 62.2	26/11/2012 6:26 63.6	
22/11/2012 2:11 60.3	23/11/2012 3:16 52.8	24/11/2012 4:21 60.0	25/11/2012 5:26 62.0	26/11/2012 6:31 64.4	
22/11/2012 2:16 60.5	23/11/2012 3:21 49.7	24/11/2012 4:26 60.3	25/11/2012 5:31 61.7	26/11/2012 6:36 63.8	
22/11/2012 2:21 60.1	23/11/2012 3:26 58.8	24/11/2012 4:31 59.6	25/11/2012 5:36 61.1	26/11/2012 6:41 64.2	
22/11/2012 2:26 60.5	23/11/2012 3:31 51.1	24/11/2012 4:36 60.5	25/11/2012 5:41 61.7	26/11/2012 6:46 64.5	
22/11/2012 2:31 61.1	23/11/2012 3:36 43.0	24/11/2012 4:41 58.9	25/11/2012 5:46 62.7	26/11/2012 6:51 64.6	
22/11/2012 2:36 59.7	23/11/2012 3:41 48.9	24/11/2012 4:46 60.0	25/11/2012 5:51 62.5	26/11/2012 6:56 65.2	
22/11/2012 2:41 59.5	23/11/2012 3:46 55.8	24/11/2012 4:51 60.5	25/11/2012 5:56 63.1	26/11/2012 7:01 63.8	
22/11/2012 2:46 59.8	23/11/2012 3:51 58.4	24/11/2012 4:56 59.6	25/11/2012 6:01 61.6	26/11/2012 7:06 64.1	
22/11/2012 2:51 61.1	23/11/2012 3:56 50.5	24/11/2012 5:01 59.9	25/11/2012 6:06 63.2	26/11/2012 7:11 64.2	
22/11/2012 2:56 59.2	23/11/2012 4:01 39.5	24/11/2012 5:06 60.7	25/11/2012 6:11 63.2	26/11/2012 7:16 64.4	
22/11/2012 3:01 59.7	23/11/2012 4:06 49.7	24/11/2012 5:11 59.8	25/11/2012 6:16 62.4	26/11/2012 7:21 64.4	
22/11/2012 3:06 59.2	23/11/2012 4:11 58.9	24/11/2012 5:16 60.3	25/11/2012 6:21 62.2	26/11/2012 7:26 64.2	
22/11/2012 3:11 58.6	23/11/2012 4:16 50.8	24/11/2012 5:21 61.1	25/11/2012 6:26 62.4	26/11/2012 7:31 64.2	
22/11/2012 3:16 59.6	23/11/2012 4:21 50.3	24/11/2012 5:26 61.2	25/11/2012 6:31 63.6	26/11/2012 7:36 63.9	
22/11/2012 3:21 59.2	23/11/2012 4:26 58.6	24/11/2012 5:31 60.0	25/11/2012 6:36 63.3	26/11/2012 7:41 63.6	
22/11/2012 3:26 59.0	23/11/2012 4:31 58.8	24/11/2012 5:36 61.0	25/11/2012 6:41 64.0	26/11/2012 7:46 63.3	
22/11/2012 3:31 58.3	23/11/2012 4:36 50.8	24/11/2012 5:41 60.5	25/11/2012 6:46 63.7	26/11/2012 7:51 63.5	
22/11/2012 3:36 59.2	23/11/2012 4:41 52.7	24/11/2012 5:46 61.3	25/11/2012 6:51 64.2	26/11/2012 7:56 62.9	
22/11/2012 3:41 59.5	23/11/2012 4:46 51.0	24/11/2012 5:51 61.4	25/11/2012 6:56 63.3	27/11/2012 0:01 62.9	
22/11/2012 3:46 59.2	23/11/2012 4:51 51.6	24/11/2012 5:56 60.5	25/11/2012 7:01 65.1	27/11/2012 0:06 64.5	
22/11/2012 3:51 58.7	23/11/2012 4:56 50.4	24/11/2012 6:01 61.3	25/11/2012 7:06 65.1	27/11/2012 0:11 65.3	
22/11/2012 3:56 59.0	23/11/2012 5:01 51.7	24/11/2012 6:06 61.7	25/11/2012 7:11 64.7	27/11/2012 0:16 63.0	
22/11/2012 4:01 58.8	23/11/2012 5:06 54.6	24/11/2012 6:11 61.8	25/11/2012 7:16 65.3	27/11/2012 0:21 63.8	
22/11/2012 4:06 59.7	23/11/2012 5:11 54.3	24/11/2012 6:16 61.9	25/11/2012 7:21 65.1	27/11/2012 0:26 64.0	
22/11/2012 4:11 58.2	23/11/2012 5:16 51.6	24/11/2012 6:21 61.9	25/11/2012 7:26 65.3	27/11/2012 0:31 63.0	
22/11/2012 4:16 59.5	23/11/2012 5:21 51.4	24/11/2012 6:26 62.1	25/11/2012 7:31 65.2	27/11/2012 0:36 62.1	
22/11/2012 4:21 58.0	23/11/2012 5:26 50.2	24/11/2012 6:31 61.1	25/11/2012 7:36 64.4	27/11/2012 0:41 68.9	
22/11/2012 4:26 59.2	23/11/2012 5:31 53.4	24/11/2012 6:36 62.3	25/11/2012 7:41 64.4	27/11/2012 0:46 61.9	
22/11/2012 4:31 58.6	23/11/2012 5:36 55.5	24/11/2012 6:41 62.4	25/11/2012 7:46 66.1	27/11/2012 0:51 61.2	
22/11/2012 4:36 59.5	23/11/2012 5:41 56.3	24/11/2012 6:46 63.2	25/11/2012 7:51 64.4	27/11/2012 0:56 61.3	
22/11/2012 4:41 60.3	23/11/2012 5:46 56.2	24/11/2012 6:51 63.6	25/11/2012 7:56 64.4	27/11/2012 1:01 61.7	
22/11/2012 4:46 59.4	23/11/2012 5:51 57.2	24/11/2012 6:56 62.9	26/11/2012 0:01 64.2	27/11/2012 1:06 61.9	
22/11/2012 4:51 58.1	23/11/2012 5:56 56.0	24/11/2012 7:01 63.8	25/11/2012 0:06 64.1	27/11/2012 1:11 61.2	
22/11/2012 4:56 59.5	23/11/2012 6:01 57.0	24/11/2012 7:06 63.7	25/11/2012 0:11 64.2	27/11/2012 1:16 61.5	
22/11/2012 5:01 60.0	23/11/2012 6:06 57.2	24/11/2012 7:11 63.9	25/11/2012 0:16 63.9	27/11/2012 1:21 61.6	
22/11/2012 5:06 59.7	23/11/2012 6:11 57.6	24/11/2012 7:16 63.3	25/11/2012 0:21 63.7	27/11/2012 1:26 60.8	
22/11/2012 5:11 60.9	23/11/2012 6:16 58.1	24/11/2012 7:21 64.0	25/11/2012 0:26 63.4	27/11/2012 1:31 61.7	
22/11/2012 5:16 60.3	23/11/2012 6:21 59.1	24/11/2012 7:26 63.5	25/11/2012 0:31 63.3	27/11/2012 1:36 61.0	
22/11/2012 5:21 60.5	23/11/2012 6:26 59.3	24/11/2012 7:31 63.6	25/11/2012 0:36 62.0	27/11/2012 1:41 61.2	
22/11/2012 5:26 60.5	23/11/2012 6:31 58.9	24/11/2012 7:36 63.7	25/11/2012 0:41 62.4	27/11/2012 1:46 60.9	
22/11/2012 5:31 60.2	23/11/2012 6:36 61.4	24/11/2012 7:41 63.4	25/11/2012 0:46 62.2	27/11/2012 1:51 61.2	
22/11/2012 5:36 61.1	23/11/2012 6:41 60.9	24/11/2012 7:46 63.6	25/11/2012 0:51 61.9	27/11/2012 1:56 60.5	
22/11/2012 5:41 61.6	23/11/2012 6:46 61.7	24/11/2012 7:51 63.4	25/11/2012 0:56 61.7	27/11/2012 2:01 60.6	
22/11/2012 5:46 61.0	23/11/2012 6:51 62.7	24/11/2012 7:56 63.1	25/11/2012 1:01 62.5	27/11/2012 2:06 61.0	
22/11/2012 5:51 61.9	23/11/2012 6:56 62.1	25/11/2012 0:01 63.2	25/11/2012 1:06 61.8	27/11/2012 2:11 60.3	
22/11/2012 5:56 61.4	23/11/2012 7:01 65.3	25/11/2012 0:06 63.4	25/11/2012 1:11 61.8	27/11/2012 2:16 60.9	
22/11/2012 6:01 61.5	23/11/2012 7:06 65.1	25/11/2012 0:11 62.9	25/11/2012 1:16 60.9	27/11/2012 2:21 59.8	
22/11/2012 6:06 62.0	23/11/2012 7:11 65.3	25/11/2012 0:16 63.3	25/11/2012 1:21 61.7	27/11/2012 2:26 59.9	
22/11/2012 6:11 62.2	23/11/2012 7:16 65.1	25/11/2012 0:21 63.2	25/11/2012 1:26 60.8	27/11/2012 2:31 60.7	
22/11/2012 6:16 62.0	23/11/2012 7:21 65.3	25/11/2012 0:26 63.3	25/11/2012 1:31 59.7	27/11/2012 2:36 59.5	
22/11/2012 6:21 62.4	23/11/2012 7:26 65.1	25/11/2012 0:31 63.9	25/11/2012 1:36 60.8	27/11/2012 2:41 59.5	
22/11/2012 6:26 63.3	23/11/2012 7:31 64.9	25/11/2012 0:36 63.3	25/11/2012 1:41 60.5	27/11/2012 2:46 59.7	
22/11/2012 6:31 63.2	23/				

Real-time Noise Data		RTN3 (Po Leung Kuk Yu Lee Mo Fan Memorial School)									
Normal Day 07:00-19:00											
29/10/2012 7:01	67.8	2/11/2012 12:31	68.8	8/11/2012 8:01	68.1	13/11/2012 13:31	70.0	19/11/2012 8:01	67.6	23/11/2012 14:31	69.9
29/10/2012 7:31	68.6	2/11/2012 13:01	69.1	8/11/2012 8:31	67.3	13/11/2012 14:01	69.3	19/11/2012 8:31	67.2	23/11/2012 15:01	68.5
29/10/2012 8:01	68.0	2/11/2012 13:31	69.3	8/11/2012 9:01	70.7	13/11/2012 14:31	69.2	19/11/2012 9:01	67.9	23/11/2012 15:31	69.3
29/10/2012 8:31	67.3	2/11/2012 14:01	67.7	8/11/2012 9:31	71.0	13/11/2012 15:01	69.5	19/11/2012 9:31	69.6	23/11/2012 16:01	69.3
29/10/2012 9:01	65.9	2/11/2012 14:31	66.9	8/11/2012 10:01	69.9	13/11/2012 15:31	70.0	19/11/2012 10:01	69.8	23/11/2012 16:31	70.4
29/10/2012 9:31	67.1	2/11/2012 15:01	68.5	8/11/2012 10:31	71.6	13/11/2012 16:01	70.3	19/11/2012 10:31	69.5	23/11/2012 17:01	70.2
29/10/2012 10:01	68.0	2/11/2012 15:31	68.6	8/11/2012 11:01	70.9	13/11/2012 16:31	71.0	19/11/2012 11:01	69.8	23/11/2012 17:31	70.4
29/10/2012 10:31	68.8	2/11/2012 16:01	67.5	8/11/2012 11:31	70.1	13/11/2012 17:01	70.5	19/11/2012 11:31	70.5	23/11/2012 18:01	70.2
29/10/2012 11:01	69.0	2/11/2012 16:31	67.7	8/11/2012 12:01	69.8	13/11/2012 17:31	69.5	19/11/2012 12:01	68.9	23/11/2012 18:31	69.5
29/10/2012 11:31	68.9	2/11/2012 17:01	69.1	8/11/2012 12:31	69.7	13/11/2012 18:01	69.3	19/11/2012 12:31	68.8	24/11/2012 7:01	67.7
29/10/2012 12:01	68.6	2/11/2012 17:31	69.4	8/11/2012 13:01	71.8	13/11/2012 18:31	65.7	19/11/2012 13:01	69.0	24/11/2012 7:31	68.8
29/10/2012 12:31	68.6	2/11/2012 18:01	67.0	8/11/2012 13:31	70.0	13/11/2012 19:01	69.6	19/11/2012 13:31	69.9	24/11/2012 8:01	69.4
29/10/2012 13:01	68.7	2/11/2012 18:31	65.3	8/11/2012 14:01	69.7	13/11/2012 19:31	69.6	19/11/2012 14:01	69.2	24/11/2012 8:31	69.9
29/10/2012 13:31	69.3	3/11/2012 17:01	67.2	8/11/2012 14:31	69.9	13/11/2012 20:01	69.6	19/11/2012 14:31	69.4	24/11/2012 9:01	69.9
29/10/2012 14:01	69.0	3/11/2012 7:31	68.2	8/11/2012 15:01	72.3	13/11/2012 20:31	69.6	19/11/2012 15:01	69.7	24/11/2012 9:31	68.3
29/10/2012 14:31	68.7	3/11/2012 8:01	69.2	8/11/2012 15:31	68.0	13/11/2012 21:01	69.9	19/11/2012 15:31	69.0	24/11/2012 10:01	70.5
29/10/2012 15:01	68.4	3/11/2012 8:31	69.5	8/11/2012 16:01	68.9	13/11/2012 21:31	70.5	19/11/2012 16:01	69.1	24/11/2012 10:31	70.8
29/10/2012 15:31	69.0	3/11/2012 9:01	69.6	8/11/2012 16:31	69.7	13/11/2012 22:01	70.9	19/11/2012 16:31	69.2	24/11/2012 11:01	70.7
29/10/2012 16:01	69.2	3/11/2012 9:31	70.2	8/11/2012 17:01	69.1	13/11/2012 22:31	70.7	19/11/2012 17:01	69.2	24/11/2012 11:31	70.3
29/10/2012 16:31	68.8	3/11/2012 10:01	69.2	8/11/2012 17:31	68.2	13/11/2012 23:01	69.8	19/11/2012 17:31	69.0	24/11/2012 12:01	71.1
29/10/2012 17:01	68.8	3/11/2012 10:31	68.8	8/11/2012 18:01	67.7	13/11/2012 23:31	69.1	19/11/2012 18:01	68.0	24/11/2012 12:31	70.9
29/10/2012 17:31	67.9	3/11/2012 11:01	69.0	8/11/2012 18:31	67.8	13/11/2012 24:01	68.9	19/11/2012 18:31	68.2	24/11/2012 13:01	70.4
29/10/2012 18:01	67.2	3/11/2012 11:31	69.0	8/11/2012 19:01	67.8	13/11/2012 12:31	69.6	20/11/2012 7:01	68.0	24/11/2012 13:31	71.1
29/10/2012 18:31	67.8	3/11/2012 12:01	68.5	8/11/2012 19:31	67.7	13/11/2012 13:01	69.4	20/11/2012 7:31	68.7	24/11/2012 14:01	69.9
30/10/2012 7:01	69.7	3/11/2012 12:31	66.4	9/11/2012 7:01	68.5	13/11/2012 13:31	69.4	20/11/2012 8:01	66.7	24/11/2012 14:31	68.7
30/10/2012 7:31	67.4	3/11/2012 13:01	68.4	9/11/2012 7:31	69.0	13/11/2012 14:01	69.2	20/11/2012 8:31	66.7	24/11/2012 15:01	68.5
30/10/2012 8:01	67.2	3/11/2012 13:31	69.5	9/11/2012 8:01	68.7	13/11/2012 14:31	69.6	20/11/2012 9:01	66.8	24/11/2012 15:31	70.3
30/10/2012 8:31	68.2	3/11/2012 14:01	69.3	9/11/2012 8:31	66.3	13/11/2012 15:01	70.4	20/11/2012 9:31	69.5	24/11/2012 16:01	69.4
30/10/2012 9:01	69.0	3/11/2012 14:31	68.3	9/11/2012 9:01	68.1	13/11/2012 15:31	70.3	20/11/2012 10:01	70.3	24/11/2012 16:31	69.6
30/10/2012 9:31	68.9	3/11/2012 15:01	68.9	9/11/2012 9:31	69.5	13/11/2012 16:01	59.9	20/11/2012 10:31	70.4	24/11/2012 17:01	69.2
30/10/2012 10:01	71.6	3/11/2012 15:31	69.2	9/11/2012 10:01	69.3	13/11/2012 16:31	70.4	20/11/2012 11:01	70.1	24/11/2012 17:31	67.8
30/10/2012 10:31	72.0	3/11/2012 16:01	69.2	9/11/2012 10:31	71.8	13/11/2012 17:01	69.4	20/11/2012 11:31	69.7	24/11/2012 18:01	68.1
30/10/2012 11:01	68.9	3/11/2012 16:31	69.1	9/11/2012 11:01	69.0	13/11/2012 17:31	69.1	20/11/2012 12:01	69.1	24/11/2012 18:31	68.3
30/10/2012 11:31	70.3	3/11/2012 17:01	70.2	9/11/2012 11:31	68.8	13/11/2012 18:01	68.7	20/11/2012 12:31	68.7	26/11/2012 7:01	70.3
30/10/2012 12:01	71.5	3/11/2012 17:31	68.4	9/11/2012 12:01	68.8	13/11/2012 18:31	67.9	20/11/2012 13:01	68.9	26/11/2012 7:31	70.6
30/10/2012 12:31	70.7	3/11/2012 18:01	67.9	9/11/2012 12:31	68.7	13/11/2012 19:01	68.2	20/11/2012 13:31	68.9	26/11/2012 8:01	67.9
30/10/2012 13:01	70.6	3/11/2012 18:31	67.9	9/11/2012 13:01	69.1	13/11/2012 19:31	69.3	20/11/2012 14:01	69.2	26/11/2012 8:31	67.6
30/10/2012 13:31	71.8	5/11/2012 7:01	68.4	9/11/2012 13:31	69.1	13/11/2012 20:01	68.6	20/11/2012 14:31	69.3	26/11/2012 9:01	67.4
30/10/2012 14:01	71.6	5/11/2012 7:31	68.9	9/11/2012 14:01	68.9	13/11/2012 20:31	69.6	20/11/2012 15:01	69.1	26/11/2012 9:31	67.0
30/10/2012 14:31	70.9	5/11/2012 8:01	67.5	9/11/2012 14:31	69.1	13/11/2012 21:01	69.2	20/11/2012 15:31	69.0	26/11/2012 10:01	67.8
30/10/2012 15:01	71.0	5/11/2012 8:31	67.5	9/11/2012 15:01	68.6	13/11/2012 21:31	69.6	20/11/2012 16:01	68.7	26/11/2012 10:31	71.0
30/10/2012 15:31	70.6	5/11/2012 9:01	69.1	9/11/2012 15:31	70.2	13/11/2012 22:01	69.9	20/11/2012 16:31	69.2	26/11/2012 11:01	71.2
30/10/2012 16:01	71.1	5/11/2012 9:31	69.2	9/11/2012 16:01	69.9	13/11/2012 22:31	69.2	20/11/2012 17:01	68.9	26/11/2012 11:31	71.1
30/10/2012 16:31	70.6	5/11/2012 10:01	69.5	9/11/2012 16:31	70.8	13/11/2012 23:01	69.2	20/11/2012 17:31	68.5	26/11/2012 12:01	70.6
30/10/2012 17:01	70.5	5/11/2012 10:31	69.3	9/11/2012 17:01	70.8	13/11/2012 23:31	68.6	20/11/2012 18:01	68.3	26/11/2012 12:31	70.1
30/10/2012 17:31	70.0	5/11/2012 11:01	69.3	9/11/2012 17:31	68.9	13/11/2012 24:01	68.4	20/11/2012 18:31	68.2	26/11/2012 13:01	70.5
30/10/2012 18:01	69.7	5/11/2012 11:31	70.7	9/11/2012 18:01	69.6	13/11/2012 12:31	68.2	20/11/2012 19:01	69.2	26/11/2012 13:31	71.1
30/10/2012 18:31	70.3	5/11/2012 12:01	69.1	9/11/2012 18:31	66.1	13/11/2012 13:01	69.0	20/11/2012 19:31	69.9	26/11/2012 14:01	70.7
31/10/2012 7:01	70.2	5/11/2012 12:31	68.7	10/11/2012 7:01	67.1	13/11/2012 13:31	70.7	20/11/2012 20:01	67.6	26/11/2012 14:31	71.2
31/10/2012 7:31	69.2	5/11/2012 13:01	68.8	10/11/2012 7:31	68.0	13/11/2012 14:01	70.4	20/11/2012 20:31	67.0	26/11/2012 15:01	71.4
31/10/2012 8:01	67.9	5/11/2012 13:31	69.2	10/11/2012 8:01	69.3	13/11/2012 14:31	70.2	20/11/2012 21:01	70.0	26/11/2012 15:31	70.4
31/10/2012 8:31	68.1	5/11/2012 14:01	69.0	10/11/2012 8:31	69.6	13/11/2012 15:01	70.4	20/11/2012 21:31	69.1	26/11/2012 16:01	70.4
31/10/2012 9:01	68.2	5/11/2012 14:31	69.4	10/11/2012 9:01	69.5	13/11/2012 15:31	69.5	20/11/2012 22:01	69.3	26/11/2012 16:31	70.7
31/10/2012 9:31	70.4	5/11/2012 15:01	68.9	10/11/2012 9:31	69.2	13/11/2012 16:01	69.2	20/11/2012 22:31	68.8	26/11/2012 17:01	71.2
31/10/2012 10:01	71.5	5/11/2012 15:31	69.2	10/11/2012 10:01	69.8	13/11/2012 16:31	68.8	20/11/2012 23:01	70.3	26/11/2012 17:31	70.6
31/10/2012 10:31	70.8	5/11/2012 16:01	69.2	10/11/2012 10:31	70.3	13/11/2012 17:01	68.6	20/11/2012 23:31	69.7	26/11/2012 18:01	69.0
31/10/2012 11:01	71.4	5/11/2012 16:31	69.2	10/11/2012 11:01	70.0	13/11/2012 17:31	68.3	20/11/2012 24:01	70.0	26/11/2012 18:31	67.7
31/10/2012 11:31	70.7	5/11/2012 17:01	69.4	10/11/2012 11:31	69.6	13/11/2012 18:01	68.0	20/11/2012 12:31	69.5	27/11/2012 7:01	70.8
31/10/2012 12:01	70.9	5/11/2012 17:31	69.3	10/11/2012 12:01	69.7	13/11/2012 18:31	67.8	20/11/2012 13:01	69.5	27/11/2012 7:31	71.1
31/10/2012 12:31	70.7	5/11/2012 18:01	69.0	10/11/2012 12:31	69.7	13/11/2012 19:01	68.1	20/11/2012 13:31	69.2	27/11/2012 8:01	69.6
31/10/2012 13:01	71.0	5/11/2012 18:31	68.3	10/11/2012 13:01	69.8	13/11/2012 19:31	68.7	20/11/2012 14:01	68.9	27/11/2012 8:31	68.5
31/10/2012 13:31	70.6	5/11/2012 19:01	69.1	10/11/2012 13:31	69.8	13/11/2012 20:01	67.0	20/11/2012 14:31	68.9	27/11/2012 9:01	67.8
31/10/2012 14:01	70.6	5/11/2012 19:31	69.1	10/11/2012 14:01	70.1	13/11/2012 20:31	67.8	20/11/2012 15:01	69.4	27/11/2012 9:31	69.2
31/10/2012 14:31	70.6	5/11/2012 20:01	67.5	10/11/2012 14:31	69.8	13/11/2012 21:01	67.8	20/11/2012 15:31	69.7	27/11/2012 10:01	70.8
31/10/2012 15:01	70.1	5/11/2012 20:31	68.9	10/11/2012 15:01	70.0	13/11/2012 21:31	68.3	20/11/2012 16:01	69.7	27/11/2012 10:31	71.8
31/10/2012 15:31	70.3	5/11/2012 21:01	69.3	10/11/2012 15:31	69.3	13/11/2012 22:01	68.6	20/11/2012 16:31	69.7	27/11/2012 11:01	71.9
31/10/2012 16:01	70.5	5/11/2012 21:31	69.3	10/11/2012 16:01	67.7	13/11/2012 22:31	68.3	20/11/2012 17:01	69.6	27/11/2012 11:31	71.8
31/10/2012 16:31	70.6	5/11/2012 22:01									

Real-time Noise Data	RTN3 (Po Leung Kuk Yu Lee Mo Fan Memorial School)				
28/10/2012 8:56 67.0	28/10/2012 18:01 66.9	30/10/2012 19:06 60.9	1/11/2012 20:11 68.1	3/11/2012 21:16 67.0	4/11/2012 14:21 67.5
28/10/2012 9:01 67.0	28/10/2012 18:06 67.4	30/10/2012 19:11 62.4	1/11/2012 20:16 67.7	3/11/2012 21:21 66.8	4/11/2012 14:26 67.5
28/10/2012 9:06 67.1	28/10/2012 18:11 67.0	30/10/2012 19:16 60.9	1/11/2012 20:21 67.9	3/11/2012 21:26 66.9	4/11/2012 14:31 67.5
28/10/2012 9:11 66.4	28/10/2012 18:16 67.2	30/10/2012 19:21 57.4	1/11/2012 20:26 67.8	3/11/2012 21:31 66.7	4/11/2012 14:36 68.0
28/10/2012 9:16 67.4	28/10/2012 18:21 67.3	30/10/2012 19:26 67.6	1/11/2012 20:31 68.2	3/11/2012 21:36 66.6	4/11/2012 14:41 67.7
28/10/2012 9:21 67.7	28/10/2012 18:26 67.1	30/10/2012 19:31 65.9	1/11/2012 20:36 67.7	3/11/2012 21:41 66.8	4/11/2012 14:46 67.6
28/10/2012 9:26 67.2	28/10/2012 18:31 66.7	30/10/2012 19:36 65.1	1/11/2012 20:41 67.9	3/11/2012 21:46 67.2	4/11/2012 14:51 67.8
28/10/2012 9:31 67.4	28/10/2012 18:36 67.5	30/10/2012 19:41 65.2	1/11/2012 20:46 67.7	3/11/2012 21:51 67.4	4/11/2012 14:56 67.7
28/10/2012 9:36 67.4	28/10/2012 18:41 67.2	30/10/2012 19:46 65.6	1/11/2012 20:51 68.1	3/11/2012 21:56 66.8	4/11/2012 15:01 67.4
28/10/2012 9:41 67.3	28/10/2012 18:46 67.4	30/10/2012 19:51 66.1	1/11/2012 20:56 67.3	3/11/2012 22:01 67.1	4/11/2012 15:06 67.8
28/10/2012 9:46 67.3	28/10/2012 18:51 67.0	30/10/2012 19:56 67.6	1/11/2012 21:01 67.3	3/11/2012 22:06 67.3	4/11/2012 15:11 69.3
28/10/2012 9:51 67.6	28/10/2012 18:56 66.8	30/10/2012 20:01 62.2	1/11/2012 21:06 67.8	3/11/2012 22:11 67.3	4/11/2012 15:16 68.0
28/10/2012 9:56 67.5	28/10/2012 19:01 66.8	30/10/2012 20:06 56.9	1/11/2012 21:11 67.7	3/11/2012 22:16 67.0	4/11/2012 15:21 67.5
28/10/2012 10:01 67.0	28/10/2012 19:06 67.4	30/10/2012 20:11 58.0	1/11/2012 21:16 67.8	3/11/2012 22:21 67.1	4/11/2012 15:26 67.1
28/10/2012 10:06 67.2	28/10/2012 19:11 67.3	30/10/2012 20:16 60.5	1/11/2012 21:21 68.0	3/11/2012 22:26 66.7	4/11/2012 15:31 67.3
28/10/2012 10:11 67.5	28/10/2012 19:16 66.7	30/10/2012 20:21 57.2	1/11/2012 21:26 67.6	3/11/2012 22:31 66.6	4/11/2012 15:36 67.4
28/10/2012 10:16 68.1	28/10/2012 19:21 66.8	30/10/2012 20:26 61.6	1/11/2012 21:31 68.0	3/11/2012 22:36 67.0	4/11/2012 15:41 67.8
28/10/2012 10:21 67.0	28/10/2012 19:26 66.7	30/10/2012 20:31 59.6	1/11/2012 21:36 67.2	3/11/2012 22:41 66.7	4/11/2012 15:46 68.2
28/10/2012 10:26 67.9	28/10/2012 19:31 67.3	30/10/2012 20:36 59.7	1/11/2012 21:41 67.9	3/11/2012 22:46 67.4	4/11/2012 15:51 67.2
28/10/2012 10:31 67.6	28/10/2012 19:36 66.8	30/10/2012 20:41 69.4	1/11/2012 21:46 67.9	3/11/2012 22:51 67.0	4/11/2012 15:56 67.8
28/10/2012 10:36 66.9	28/10/2012 19:41 66.2	30/10/2012 20:46 58.6	1/11/2012 21:51 67.3	3/11/2012 22:56 67.0	4/11/2012 16:01 67.8
28/10/2012 10:41 67.3	28/10/2012 19:46 65.9	30/10/2012 20:51 57.6	1/11/2012 21:56 67.6	4/11/2012 7:01 65.4	4/11/2012 16:06 69.5
28/10/2012 10:46 67.9	28/10/2012 19:51 67.2	30/10/2012 20:56 56.9	1/11/2012 22:01 67.1	4/11/2012 7:06 66.9	4/11/2012 16:11 68.3
28/10/2012 10:51 67.5	28/10/2012 19:56 66.9	30/10/2012 21:01 53.8	1/11/2012 22:06 67.5	4/11/2012 7:11 65.9	4/11/2012 16:16 68.3
28/10/2012 10:56 67.6	28/10/2012 20:01 66.1	30/10/2012 21:06 58.8	1/11/2012 22:11 68.0	4/11/2012 7:16 65.2	4/11/2012 16:21 68.3
28/10/2012 11:01 67.5	28/10/2012 20:06 66.2	30/10/2012 21:11 60.4	1/11/2012 22:16 67.5	4/11/2012 7:21 59.6	4/11/2012 16:26 67.6
28/10/2012 11:06 67.6	28/10/2012 20:11 66.6	30/10/2012 21:16 55.3	1/11/2012 22:21 68.0	4/11/2012 7:26 65.6	4/11/2012 16:31 67.5
28/10/2012 11:11 67.4	28/10/2012 20:16 66.7	30/10/2012 21:21 49.8	1/11/2012 22:26 68.1	4/11/2012 7:31 66.1	4/11/2012 16:36 68.2
28/10/2012 11:16 67.7	28/10/2012 20:21 66.6	30/10/2012 21:26 69.3	1/11/2012 22:31 67.4	4/11/2012 7:36 65.7	4/11/2012 16:41 67.5
28/10/2012 11:21 67.8	28/10/2012 20:26 66.3	30/10/2012 21:31 45.3	1/11/2012 22:36 67.7	4/11/2012 7:41 66.6	4/11/2012 16:46 68.7
28/10/2012 11:26 68.1	28/10/2012 20:31 67.1	30/10/2012 21:36 58.3	1/11/2012 22:41 67.7	4/11/2012 7:46 66.0	4/11/2012 16:51 68.2
28/10/2012 11:31 67.2	28/10/2012 20:36 66.2	30/10/2012 21:41 58.2	1/11/2012 22:46 67.6	4/11/2012 7:51 66.0	4/11/2012 16:56 67.5
28/10/2012 11:36 67.5	28/10/2012 20:41 66.3	30/10/2012 21:46 69.4	1/11/2012 22:51 67.3	4/11/2012 7:56 66.6	4/11/2012 17:01 67.6
28/10/2012 11:41 67.9	28/10/2012 20:46 66.3	30/10/2012 21:51 66.6	1/11/2012 22:56 67.6	4/11/2012 8:01 66.2	4/11/2012 17:06 68.2
28/10/2012 11:46 67.2	28/10/2012 20:51 66.4	30/10/2012 21:56 66.6	2/11/2012 19:01 64.7	4/11/2012 8:06 66.3	4/11/2012 17:11 67.4
28/10/2012 11:51 67.1	28/10/2012 20:56 66.4	30/10/2012 22:01 64.3	2/11/2012 19:06 64.7	4/11/2012 8:11 67.0	4/11/2012 17:16 67.5
28/10/2012 11:56 68.1	28/10/2012 21:01 66.5	30/10/2012 22:06 62.1	2/11/2012 19:11 64.7	4/11/2012 8:16 66.6	4/11/2012 17:21 67.3
28/10/2012 12:01 67.3	28/10/2012 21:06 66.4	30/10/2012 22:11 63.7	2/11/2012 19:16 64.1	4/11/2012 8:21 66.6	4/11/2012 17:26 68.0
28/10/2012 12:06 67.3	28/10/2012 21:11 66.4	30/10/2012 22:16 64.4	2/11/2012 19:21 64.6	4/11/2012 8:26 67.1	4/11/2012 17:31 66.9
28/10/2012 12:11 67.8	28/10/2012 21:16 66.7	30/10/2012 22:21 65.1	2/11/2012 19:26 64.5	4/11/2012 8:31 66.6	4/11/2012 17:36 67.1
28/10/2012 12:16 67.5	28/10/2012 21:21 66.7	30/10/2012 22:26 62.8	2/11/2012 19:31 66.9	4/11/2012 8:36 66.8	4/11/2012 17:41 67.5
28/10/2012 12:21 67.2	28/10/2012 21:26 66.6	30/10/2012 22:31 55.3	2/11/2012 19:36 68.4	4/11/2012 8:41 66.4	4/11/2012 17:46 67.8
28/10/2012 12:26 67.5	28/10/2012 21:31 67.1	30/10/2012 22:36 57.4	2/11/2012 19:41 67.5	4/11/2012 8:46 66.6	4/11/2012 17:51 67.5
28/10/2012 12:31 67.4	28/10/2012 21:36 66.8	30/10/2012 22:41 61.1	2/11/2012 19:46 67.5	4/11/2012 8:51 67.4	4/11/2012 17:56 67.3
28/10/2012 12:36 67.4	28/10/2012 21:41 66.6	30/10/2012 22:46 69.3	2/11/2012 19:51 68.2	4/11/2012 8:56 66.8	4/11/2012 18:01 67.3
28/10/2012 12:41 67.7	28/10/2012 21:46 66.9	30/10/2012 22:51 63.2	2/11/2012 19:56 67.6	4/11/2012 9:01 68.1	4/11/2012 18:06 67.5
28/10/2012 12:46 67.9	28/10/2012 21:51 66.7	30/10/2012 22:56 59.3	2/11/2012 20:01 67.8	4/11/2012 9:06 68.1	4/11/2012 18:11 67.6
28/10/2012 12:51 68.0	28/10/2012 21:56 66.8	31/10/2012 19:01 41.5	2/11/2012 20:06 67.5	4/11/2012 9:11 67.6	4/11/2012 18:16 67.5
28/10/2012 12:56 67.6	28/10/2012 22:01 66.7	31/10/2012 19:06 69.1	2/11/2012 20:11 67.9	4/11/2012 9:16 67.7	4/11/2012 18:21 68.2
28/10/2012 13:01 67.7	28/10/2012 22:06 66.4	31/10/2012 19:11 69.4	2/11/2012 20:16 68.2	4/11/2012 9:21 67.5	4/11/2012 18:26 67.6
28/10/2012 13:06 68.0	28/10/2012 22:11 66.5	31/10/2012 19:16 69.1	2/11/2012 20:21 68.5	4/11/2012 9:26 67.8	4/11/2012 18:31 67.4
28/10/2012 13:11 67.5	28/10/2012 22:16 66.3	31/10/2012 19:21 68.9	2/11/2012 20:26 67.7	4/11/2012 9:31 68.3	4/11/2012 18:36 67.4
28/10/2012 13:16 67.7	28/10/2012 22:21 66.5	31/10/2012 19:26 68.7	2/11/2012 20:31 67.4	4/11/2012 9:36 67.5	4/11/2012 18:41 68.0
28/10/2012 13:21 67.5	28/10/2012 22:26 66.5	31/10/2012 19:31 69.2	2/11/2012 20:36 67.5	4/11/2012 9:41 68.2	4/11/2012 18:46 67.3
28/10/2012 13:26 67.5	28/10/2012 22:31 66.9	31/10/2012 19:36 68.8	2/11/2012 20:41 67.5	4/11/2012 9:46 68.0	4/11/2012 18:51 67.4
28/10/2012 13:31 67.6	28/10/2012 22:36 66.4	31/10/2012 19:41 69.2	2/11/2012 20:46 67.8	4/11/2012 9:51 67.9	4/11/2012 18:56 67.3
28/10/2012 13:36 67.5	28/10/2012 22:41 66.8	31/10/2012 19:46 68.5	2/11/2012 20:51 67.7	4/11/2012 9:56 67.7	4/11/2012 19:01 67.1
28/10/2012 13:41 68.9	28/10/2012 22:46 66.1	31/10/2012 19:51 68.9	2/11/2012 20:56 67.4	4/11/2012 10:01 67.5	4/11/2012 19:06 67.0
28/10/2012 13:46 67.4	28/10/2012 22:51 66.4	31/10/2012 19:56 68.9	2/11/2012 21:01 67.5	4/11/2012 10:06 67.9	4/11/2012 19:11 67.4
28/10/2012 13:51 68.7	28/10/2012 22:56 66.0	31/10/2012 20:01 68.8	2/11/2012 21:06 67.2	4/11/2012 10:11 67.7	4/11/2012 19:16 67.3
28/10/2012 13:56 67.9	29/10/2012 19:01 68.0	31/10/2012 20:06 68.6	2/11/2012 21:11 68.6	4/11/2012 10:16 68.0	4/11/2012 19:21 67.6
28/10/2012 14:01 67.4	29/10/2012 19:06 67.7	31/10/2012 20:11 68.9	2/11/2012 21:16 67.1	4/11/2012 10:21 68.1	4/11/2012 19:26 67.6
28/10/2012 14:06 67.5	29/10/2012 19:11 67.8	31/10/2012 20:16 68.5	2/11/2012 21:21 67.7	4/11/2012 10:26 67.5	4/11/2012 19:31 67.0
28/10/2012 14:11 67.2	29/10/2012 19:16 68.3	31/10/2012 20:21 69.0	2/11/2012 21:26 67.7	4/11/2012 10:31 67.6	4/11/2012 19:36 67.3
28/10/2012 14:16 67.8	29/10/2012 19:21 67.8	31/10/2012 20:26 67.9	2/11/2012 21:31 67.0	4/11/2012 10:36 67.2	4/11/2012 19:41 67.1
28/10/2012 14:21 67.6	29/10/2012 19:26 68.0	31/10/2012 20:31 69.1	2/11/2012 21:36 67.5	4/11/2012 10:41 68.2	4/11/2012 19:46 67.1
28/10/2012 14:26 67.4	29/10/2012 19:31 68.1	31/10/2012 20:36 69.1	2/11/2012 21:41 68.5	4/11/2012 10:46 68.1	4/11/2012 19:51 67.3
28/10/2012 14:31 67.4	29/10/2012 19:36 68.3	31/10/2012 20:41 68.2	2/11/2012 21:46 67.6	4/11/2012 10:51 68.5	4/11/2012 19:56 67.0
28/10/2012 14:36 68.0	29/10/2012 19:41 67.8	31/10/2012 20:46 67.9	2/11/2012 21:51 67.5	4/11/2012 10:56 67.8	4/11/2012 20:01 66.9
28/10/2012 14:41 68.3	29/10/2012 19:46 67.6	31/10/2012 20:51 68.5	2/11/2012 21:56 67.4	4/11/2012 11:01 67.7	4/11/2012 20:06 66.8
28/10/2012 14:46 67.9	29/10/2012 19:51 67.4	31/10/2012 20:56 67.6	2/11/2012 22:01 68.0	4/11/2012 11:06 67.7	4/11/2012 20:11 67.2
28/10/2012 14:51 68.1	29/10/2012 19:56 67.2	31/10/2012 21:01 67.9	2/11/2012 22:06 67.6	4/11/2012 11:11 68.3	4/11/2012 20:16 67.3
28/10/2012 14:56 68.3	29/10/2012 20:01 67.4	31/10/2012 21:06 68.1	2/11/2012 22:11 67.6	4/11/2012 11:16 67.7	4/11/2012 20:21 67.5
28/10/2012 15:01 67.6	29/10/2012 20:06 67.6	31/10/2012 21:11 67.9	2/11/2012 22:16 67.7	4/11/2012 11:21 67.7	4/11/2012 20:26 68.4
28/10/2012 15:06 67.8	29/10/2012 20:11 67.9	31/10/2012 21:16 68.3	2/11/2012 22:21 67.7	4/11/2012 11:26 68.0	4/11/2012 20:31 66.4
28/10/2012 15:11 68.3	29/10/2012 20:16 67.5	31/10/2012 21:21 69.0	2/11/2012 22:26 67.1	4/11/2012 11:31 68.3	4/11/2012 20:36 67.6
28/10/2012 15:16 67.1	29/10/2012 20:21 67.4	31/10/2012 21:26 68.7	2/11/2012 22:31 67.5	4/11/2012 11:36 67.5	4/11/2012 20:41 66.6
28/10/2012 15:21 67.2	29/10/2012 20:26 67.2	31/10/2012 21:31 68.0	2/11/2012 22:36 67.4	4/11/2012 11:41 68.3	4/11/2012 20:46 66.9
28/10/2012 15:26 67.					

Real-time Noise Data		RTN3 (Po Leung Kuk Yu Lee Mo Fan Memorial School)									
5/11/2012 19:26	67.9	7/11/2012 20:31	67.4	9/11/2012 21:36	67.6	11/11/2012 10:41	68.4	11/11/2012 19:46	67.7	13/11/2012 20:51	67.3
5/11/2012 19:31	67.6	7/11/2012 20:36	67.4	9/11/2012 21:41	67.4	11/11/2012 10:46	68.2	11/11/2012 19:51	67.5	13/11/2012 20:56	67.2
5/11/2012 19:36	67.7	7/11/2012 20:41	67.2	9/11/2012 21:46	67.0	11/11/2012 10:51	68.5	11/11/2012 19:56	67.1	13/11/2012 21:01	67.5
5/11/2012 19:41	67.7	7/11/2012 20:46	67.0	9/11/2012 21:51	67.6	11/11/2012 10:56	68.5	11/11/2012 20:01	67.3	13/11/2012 21:06	67.2
5/11/2012 19:46	67.6	7/11/2012 20:51	67.0	9/11/2012 21:56	67.4	11/11/2012 11:01	68.0	11/11/2012 20:06	67.3	13/11/2012 21:11	67.5
5/11/2012 19:51	69.1	7/11/2012 20:56	67.4	9/11/2012 22:01	67.8	11/11/2012 11:06	68.4	11/11/2012 20:11	67.8	13/11/2012 21:16	67.7
5/11/2012 19:56	67.6	7/11/2012 21:01	66.9	9/11/2012 22:06	67.5	11/11/2012 11:11	67.9	11/11/2012 20:16	67.5	13/11/2012 21:21	67.3
5/11/2012 20:01	67.6	7/11/2012 21:06	67.1	9/11/2012 22:11	67.6	11/11/2012 11:16	68.4	11/11/2012 20:21	67.4	13/11/2012 21:26	67.1
5/11/2012 20:06	67.6	7/11/2012 21:11	66.9	9/11/2012 22:16	67.6	11/11/2012 11:21	68.5	11/11/2012 20:26	67.7	13/11/2012 21:31	67.3
5/11/2012 20:11	67.4	7/11/2012 21:16	66.8	9/11/2012 22:21	67.1	11/11/2012 11:26	68.8	11/11/2012 20:31	67.0	13/11/2012 21:36	67.4
5/11/2012 20:16	67.3	7/11/2012 21:21	66.7	9/11/2012 22:26	67.0	11/11/2012 11:31	68.5	11/11/2012 20:36	67.8	13/11/2012 21:41	67.5
5/11/2012 20:21	67.3	7/11/2012 21:26	67.2	9/11/2012 22:31	67.5	11/11/2012 11:36	68.4	11/11/2012 20:41	67.3	13/11/2012 21:46	67.5
5/11/2012 20:26	66.9	7/11/2012 21:31	67.2	9/11/2012 22:36	67.7	11/11/2012 11:41	68.5	11/11/2012 20:46	67.2	13/11/2012 21:51	66.8
5/11/2012 20:31	67.4	7/11/2012 21:36	67.3	9/11/2012 22:41	67.2	11/11/2012 11:46	68.9	11/11/2012 20:51	67.2	13/11/2012 21:56	67.1
5/11/2012 20:36	67.2	7/11/2012 21:41	67.3	9/11/2012 22:46	67.1	11/11/2012 11:51	68.1	11/11/2012 20:56	67.1	13/11/2012 22:01	67.4
5/11/2012 20:41	67.1	7/11/2012 21:46	67.2	9/11/2012 22:51	67.1	11/11/2012 11:56	68.6	11/11/2012 21:01	67.1	13/11/2012 22:06	67.6
5/11/2012 20:46	66.8	7/11/2012 21:51	67.5	9/11/2012 22:56	67.5	11/11/2012 12:01	68.4	11/11/2012 21:06	67.1	13/11/2012 22:11	66.9
5/11/2012 20:51	67.5	7/11/2012 21:56	67.2	10/11/2012 19:01	67.7	11/11/2012 12:06	68.1	11/11/2012 21:11	67.2	13/11/2012 22:16	67.3
5/11/2012 20:56	67.8	7/11/2012 22:01	66.8	10/11/2012 19:06	67.6	11/11/2012 12:11	68.2	11/11/2012 21:16	67.7	13/11/2012 22:21	67.1
5/11/2012 21:01	66.6	7/11/2012 22:06	66.6	10/11/2012 19:11	67.8	11/11/2012 12:16	67.9	11/11/2012 21:21	67.4	13/11/2012 22:26	68.1
5/11/2012 21:06	67.7	7/11/2012 22:11	66.9	10/11/2012 19:16	67.8	11/11/2012 12:21	68.5	11/11/2012 21:26	67.3	13/11/2012 22:31	67.5
5/11/2012 21:11	66.5	7/11/2012 22:16	67.3	10/11/2012 19:21	68.3	11/11/2012 12:26	68.4	11/11/2012 21:31	67.5	13/11/2012 22:36	67.0
5/11/2012 21:16	67.2	7/11/2012 22:21	67.7	10/11/2012 19:26	68.0	11/11/2012 12:31	68.4	11/11/2012 21:36	68.0	13/11/2012 22:41	66.9
5/11/2012 21:21	67.1	7/11/2012 22:26	66.8	10/11/2012 19:31	68.8	11/11/2012 12:36	69.4	11/11/2012 21:41	67.0	13/11/2012 22:46	67.0
5/11/2012 21:26	67.0	7/11/2012 22:31	67.5	10/11/2012 19:36	67.8	11/11/2012 12:41	68.5	11/11/2012 21:46	67.4	13/11/2012 22:51	67.1
5/11/2012 21:31	66.7	7/11/2012 22:36	66.5	10/11/2012 19:41	67.8	11/11/2012 12:46	68.4	11/11/2012 21:51	67.2	13/11/2012 22:56	67.0
5/11/2012 21:36	66.3	7/11/2012 22:41	67.3	10/11/2012 19:46	67.5	11/11/2012 12:51	68.5	11/11/2012 21:56	67.6	14/11/2012 19:01	67.7
5/11/2012 21:41	67.1	7/11/2012 22:46	66.0	10/11/2012 19:51	67.2	11/11/2012 12:56	68.0	11/11/2012 22:01	67.8	14/11/2012 19:06	68.0
5/11/2012 21:46	66.7	7/11/2012 22:51	67.0	10/11/2012 19:56	67.5	11/11/2012 13:01	68.5	11/11/2012 22:06	67.5	14/11/2012 19:11	68.0
5/11/2012 21:51	66.7	7/11/2012 22:56	66.9	10/11/2012 20:01	67.2	11/11/2012 13:06	68.3	11/11/2012 22:11	58.3	14/11/2012 19:16	68.0
5/11/2012 21:56	66.9	8/11/2012 19:01	67.9	10/11/2012 20:06	67.2	11/11/2012 13:11	67.8	11/11/2012 22:16	67.8	14/11/2012 19:21	67.8
5/11/2012 22:01	66.8	8/11/2012 19:06	68.2	10/11/2012 20:11	67.4	11/11/2012 13:16	68.3	11/11/2012 22:21	67.1	14/11/2012 19:26	67.7
5/11/2012 22:06	66.1	8/11/2012 19:11	67.7	10/11/2012 20:16	67.9	11/11/2012 13:21	67.9	11/11/2012 22:26	67.7	14/11/2012 19:31	67.7
5/11/2012 22:11	66.6	8/11/2012 19:16	67.6	10/11/2012 20:21	67.1	11/11/2012 13:26	68.9	11/11/2012 22:31	67.3	14/11/2012 19:36	67.7
5/11/2012 22:16	66.5	8/11/2012 19:21	67.6	10/11/2012 20:26	68.7	11/11/2012 13:31	68.2	11/11/2012 22:36	67.1	14/11/2012 19:41	68.3
5/11/2012 22:21	66.6	8/11/2012 19:26	67.9	10/11/2012 20:31	67.2	11/11/2012 13:36	68.3	11/11/2012 22:41	66.8	14/11/2012 19:46	67.7
5/11/2012 22:26	67.4	8/11/2012 19:31	67.6	10/11/2012 20:36	67.0	11/11/2012 13:41	68.7	11/11/2012 22:46	67.3	14/11/2012 19:51	68.0
5/11/2012 22:31	67.0	8/11/2012 19:36	67.8	10/11/2012 20:41	66.7	11/11/2012 13:46	67.8	11/11/2012 22:51	66.9	14/11/2012 19:56	68.0
5/11/2012 22:36	66.9	8/11/2012 19:41	67.6	10/11/2012 20:46	67.1	11/11/2012 13:51	67.9	11/11/2012 22:56	66.5	14/11/2012 20:01	67.5
5/11/2012 22:41	66.6	8/11/2012 19:46	67.7	10/11/2012 20:51	67.4	11/11/2012 13:56	68.4	12/11/2012 19:01	68.4	14/11/2012 20:06	67.1
5/11/2012 22:46	66.9	8/11/2012 19:51	68.0	10/11/2012 20:56	66.5	11/11/2012 14:01	69.0	12/11/2012 19:06	68.5	14/11/2012 20:11	67.9
5/11/2012 22:51	66.8	8/11/2012 19:56	67.5	10/11/2012 21:01	66.7	11/11/2012 14:06	68.3	12/11/2012 19:11	68.1	14/11/2012 20:16	67.3
5/11/2012 22:56	66.9	8/11/2012 20:01	67.0	10/11/2012 21:06	66.7	11/11/2012 14:11	68.0	12/11/2012 19:16	67.9	14/11/2012 20:21	67.9
6/11/2012 19:01	68.9	8/11/2012 20:06	67.7	10/11/2012 21:11	67.3	11/11/2012 14:16	68.2	12/11/2012 19:21	67.8	14/11/2012 20:26	67.1
6/11/2012 19:06	67.7	8/11/2012 20:11	68.2	10/11/2012 21:16	67.0	11/11/2012 14:21	68.7	12/11/2012 19:26	68.1	14/11/2012 20:31	67.0
6/11/2012 19:11	67.7	8/11/2012 20:16	67.6	10/11/2012 21:21	66.7	11/11/2012 14:26	68.2	12/11/2012 19:31	68.3	14/11/2012 20:36	67.5
6/11/2012 19:16	67.6	8/11/2012 20:21	67.6	10/11/2012 21:26	66.7	11/11/2012 14:31	68.4	12/11/2012 19:36	67.9	14/11/2012 20:41	67.4
6/11/2012 19:21	67.7	8/11/2012 20:26	67.5	10/11/2012 21:31	66.4	11/11/2012 14:36	68.5	12/11/2012 19:41	67.8	14/11/2012 20:46	66.5
6/11/2012 19:26	67.9	8/11/2012 20:31	67.4	10/11/2012 21:36	66.7	11/11/2012 14:41	68.2	12/11/2012 19:46	68.0	14/11/2012 20:51	66.9
6/11/2012 19:31	67.9	8/11/2012 20:36	67.4	10/11/2012 21:41	67.1	11/11/2012 14:46	68.3	12/11/2012 19:51	67.4	14/11/2012 20:56	66.8
6/11/2012 19:36	67.3	8/11/2012 20:41	67.0	10/11/2012 21:46	67.1	11/11/2012 14:51	68.2	12/11/2012 19:56	67.5	14/11/2012 21:01	66.6
6/11/2012 19:41	67.7	8/11/2012 20:46	67.1	10/11/2012 21:51	66.8	11/11/2012 14:56	67.6	12/11/2012 20:01	67.8	14/11/2012 21:06	67.4
6/11/2012 19:46	68.1	8/11/2012 20:51	66.6	10/11/2012 21:56	66.6	11/11/2012 15:01	67.9	12/11/2012 20:06	68.2	14/11/2012 21:11	67.6
6/11/2012 19:51	67.6	8/11/2012 20:56	67.1	10/11/2012 22:01	67.5	11/11/2012 15:06	68.0	12/11/2012 20:11	68.1	14/11/2012 21:16	67.2
6/11/2012 19:56	67.7	8/11/2012 21:01	66.8	10/11/2012 22:06	67.1	11/11/2012 15:11	67.9	12/11/2012 20:16	68.3	14/11/2012 21:21	66.9
6/11/2012 20:01	67.4	8/11/2012 21:06	67.0	10/11/2012 22:11	67.3	11/11/2012 15:16	67.9	12/11/2012 20:21	68.1	14/11/2012 21:26	67.5
6/11/2012 20:06	67.8	8/11/2012 21:11	67.2	10/11/2012 22:16	67.1	11/11/2012 15:21	68.6	12/11/2012 20:26	67.9	14/11/2012 21:31	66.7
6/11/2012 20:11	67.5	8/11/2012 21:16	67.0	10/11/2012 22:21	66.2	11/11/2012 15:26	68.0	12/11/2012 20:31	67.4	14/11/2012 21:36	67.1
6/11/2012 20:16	67.6	8/11/2012 21:21	67.2	10/11/2012 22:26	67.4	11/11/2012 15:31	68.0	12/11/2012 20:36	67.7	14/11/2012 21:41	67.3
6/11/2012 20:21	67.6	8/11/2012 21:26	66.8	10/11/2012 22:31	67.0	11/11/2012 15:36	68.1	12/11/2012 20:41	67.2	14/11/2012 21:46	66.6
6/11/2012 20:26	67.4	8/11/2012 21:31	66.5	10/11/2012 22:36	67.2	11/11/2012 15:41	68.2	12/11/2012 20:46	67.6	14/11/2012 21:51	67.0
6/11/2012 20:31	67.1	8/11/2012 21:36	67.2	10/11/2012 22:41	66.7	11/11/2012 15:46	68.3	12/11/2012 20:51	67.2	14/11/2012 21:56	67.4
6/11/2012 20:36	68.0	8/11/2012 21:41	67.2	10/11/2012 22:46	66.8	11/11/2012 15:51	68.3	12/11/2012 20:56	67.2	14/11/2012 22:01	67.0
6/11/2012 20:41	67.4	8/11/2012 21:46	67.1	10/11/2012 22:51	67.1	11/11/2012 15:56	68.7	12/11/2012 21:01	67.0	14/11/2012 22:06	67.7
6/11/2012 20:46	67.4	8/11/2012 21:51	67.0	10/11/2012 22:56	66.8	11/11/2012 16:01	67.9	12/11/2012 21:06	67.7	14/11/2012 22:11	68.9
6/11/2012 20:51	67.2	8/11/2012 21:56	67.7	11/11/2012 7:01	66.1	11/11/2012 16:06	68.2	12/11/2012 21:11	67.6	14/11/2012 22:16	67.5
6/11/2012 20:56	67.0	8/11/2012 22:01	67.3	11/11/2012 7:06	66.1	11/11/2012 16:11	68.0	12/11/2012 21:16	67.2	14/11/2012 22:21	68.2
6/11/2012 21:01	66.7	8/11/2									

Real-time Noise Data	RTN3 (Po Leung Kuk Yu Lee Mo Fan Memorial School)				
15/11/2012 21:56 67.0	18/11/2012 7:01 67.6	18/11/2012 16:06 68.2	19/11/2012 21:11 67.2	21/11/2012 22:16 69.3	24/11/2012 19:21 68.1
15/11/2012 22:01 66.5	18/11/2012 7:06 67.9	18/11/2012 16:11 67.9	19/11/2012 21:16 67.6	21/11/2012 22:21 60.6	24/11/2012 19:26 68.6
15/11/2012 22:06 66.9	18/11/2012 7:11 67.5	18/11/2012 16:16 67.6	19/11/2012 21:21 68.1	21/11/2012 22:26 69.2	24/11/2012 19:31 68.0
15/11/2012 22:11 66.5	18/11/2012 7:16 66.3	18/11/2012 16:21 67.4	19/11/2012 21:26 68.0	21/11/2012 22:31 69.1	24/11/2012 19:36 67.6
15/11/2012 22:16 67.1	18/11/2012 7:21 67.7	18/11/2012 16:26 68.0	19/11/2012 21:31 66.7	21/11/2012 22:36 69.2	24/11/2012 19:41 68.1
15/11/2012 22:21 67.5	18/11/2012 7:26 67.6	18/11/2012 16:31 67.4	19/11/2012 21:36 67.3	21/11/2012 22:41 69.2	24/11/2012 19:46 68.0
15/11/2012 22:26 67.0	18/11/2012 7:31 68.3	18/11/2012 16:36 68.3	19/11/2012 21:41 67.3	21/11/2012 22:46 69.2	24/11/2012 19:51 67.6
15/11/2012 22:31 66.3	18/11/2012 7:36 67.7	18/11/2012 16:41 68.5	19/11/2012 21:46 67.0	21/11/2012 22:51 69.1	24/11/2012 19:56 67.6
15/11/2012 22:36 66.0	18/11/2012 7:41 67.8	18/11/2012 16:46 68.6	19/11/2012 21:51 66.8	21/11/2012 22:56 69.0	24/11/2012 20:01 67.7
15/11/2012 22:41 66.3	18/11/2012 7:46 66.5	18/11/2012 16:51 68.2	19/11/2012 21:56 67.2	22/11/2012 19:01 66.1	24/11/2012 20:06 67.8
15/11/2012 22:46 66.8	18/11/2012 7:51 65.9	18/11/2012 16:56 68.1	19/11/2012 22:01 67.9	22/11/2012 19:06 66.2	24/11/2012 20:11 68.2
15/11/2012 22:51 66.8	18/11/2012 7:56 66.5	18/11/2012 17:01 68.8	19/11/2012 22:06 67.7	22/11/2012 19:11 65.5	24/11/2012 20:16 67.5
15/11/2012 22:56 66.6	18/11/2012 8:01 67.6	18/11/2012 17:06 69.2	19/11/2012 22:11 67.0	22/11/2012 19:16 65.0	24/11/2012 20:21 67.3
16/11/2012 19:01 67.9	18/11/2012 8:06 67.7	18/11/2012 17:11 68.9	19/11/2012 22:16 68.0	22/11/2012 19:21 65.2	24/11/2012 20:26 67.1
16/11/2012 19:06 68.0	18/11/2012 8:11 48.7	18/11/2012 17:16 68.6	19/11/2012 22:21 66.8	22/11/2012 19:26 67.5	24/11/2012 20:31 67.2
16/11/2012 19:11 67.7	18/11/2012 8:16 67.9	18/11/2012 17:21 68.9	19/11/2012 22:26 66.9	22/11/2012 19:31 68.1	24/11/2012 20:36 67.4
16/11/2012 19:16 67.8	18/11/2012 8:21 67.4	18/11/2012 17:26 68.7	19/11/2012 22:31 67.2	22/11/2012 19:36 68.4	24/11/2012 20:41 67.2
16/11/2012 19:21 67.6	18/11/2012 8:26 67.7	18/11/2012 17:31 68.7	19/11/2012 22:36 67.5	22/11/2012 19:41 68.0	24/11/2012 20:46 68.2
16/11/2012 19:26 68.2	18/11/2012 8:31 67.5	18/11/2012 17:36 68.0	19/11/2012 22:41 66.9	22/11/2012 19:46 68.7	24/11/2012 20:51 67.6
16/11/2012 19:31 67.7	18/11/2012 8:36 67.7	18/11/2012 17:41 67.8	19/11/2012 22:46 67.3	22/11/2012 19:51 68.3	24/11/2012 20:56 67.5
16/11/2012 19:36 67.7	18/11/2012 8:41 67.0	18/11/2012 17:46 67.8	19/11/2012 22:51 67.2	22/11/2012 19:56 68.4	24/11/2012 21:01 67.9
16/11/2012 19:41 68.2	18/11/2012 8:46 66.5	18/11/2012 17:51 68.5	19/11/2012 22:56 67.0	22/11/2012 20:01 68.5	24/11/2012 21:06 67.3
16/11/2012 19:46 68.3	18/11/2012 8:51 67.9	18/11/2012 17:56 67.9	20/11/2012 19:01 68.0	22/11/2012 20:06 68.0	24/11/2012 21:11 67.3
16/11/2012 19:51 67.8	18/11/2012 8:56 66.0	18/11/2012 18:01 67.8	20/11/2012 19:06 68.0	22/11/2012 20:11 68.2	24/11/2012 21:16 67.3
16/11/2012 19:56 67.7	18/11/2012 9:01 68.2	18/11/2012 18:06 67.5	20/11/2012 19:11 68.3	22/11/2012 20:16 68.4	24/11/2012 21:21 67.2
16/11/2012 20:01 67.6	18/11/2012 9:06 68.6	18/11/2012 18:11 67.4	20/11/2012 19:16 68.1	22/11/2012 20:21 67.9	24/11/2012 21:26 67.3
16/11/2012 20:06 67.2	18/11/2012 9:11 68.1	18/11/2012 18:16 68.3	20/11/2012 19:21 68.5	22/11/2012 20:26 68.2	24/11/2012 21:31 67.5
16/11/2012 20:11 67.7	18/11/2012 9:16 68.3	18/11/2012 18:21 67.8	20/11/2012 19:26 68.2	22/11/2012 20:31 68.4	24/11/2012 21:36 67.8
16/11/2012 20:16 67.4	18/11/2012 9:21 68.5	18/11/2012 18:26 68.4	20/11/2012 19:31 68.3	22/11/2012 20:36 68.4	24/11/2012 21:41 67.4
16/11/2012 20:21 67.8	18/11/2012 9:26 68.4	18/11/2012 18:31 68.5	20/11/2012 19:36 67.9	22/11/2012 20:41 68.5	24/11/2012 21:46 67.6
16/11/2012 20:26 67.5	18/11/2012 9:31 68.6	18/11/2012 18:36 68.5	20/11/2012 19:41 68.3	22/11/2012 20:46 68.1	24/11/2012 21:51 67.4
16/11/2012 20:31 67.7	18/11/2012 9:36 68.8	18/11/2012 18:41 68.4	20/11/2012 19:46 68.2	22/11/2012 20:51 68.1	24/11/2012 21:56 67.7
16/11/2012 20:36 67.7	18/11/2012 9:41 68.5	18/11/2012 18:46 68.6	20/11/2012 19:51 67.7	22/11/2012 20:56 68.2	24/11/2012 22:01 67.1
16/11/2012 20:41 67.5	18/11/2012 9:46 68.9	18/11/2012 18:51 67.1	20/11/2012 19:56 68.5	22/11/2012 21:01 68.0	24/11/2012 22:06 67.8
16/11/2012 20:46 67.2	18/11/2012 9:51 68.0	18/11/2012 18:56 67.7	20/11/2012 20:01 67.8	22/11/2012 21:06 68.0	24/11/2012 22:11 67.6
16/11/2012 20:51 66.9	18/11/2012 9:56 68.4	18/11/2012 19:01 67.1	20/11/2012 20:06 68.0	22/11/2012 21:11 67.8	24/11/2012 22:16 67.4
16/11/2012 20:56 67.0	18/11/2012 10:01 68.6	18/11/2012 19:06 67.6	20/11/2012 20:11 67.7	22/11/2012 21:16 68.1	24/11/2012 22:21 67.7
16/11/2012 21:01 66.7	18/11/2012 10:06 68.2	18/11/2012 19:11 67.2	20/11/2012 20:16 68.4	22/11/2012 21:21 67.9	24/11/2012 22:26 67.7
16/11/2012 21:06 66.6	18/11/2012 10:11 68.2	18/11/2012 19:16 67.7	20/11/2012 20:21 67.6	22/11/2012 21:26 68.2	24/11/2012 22:31 67.7
16/11/2012 21:11 67.0	18/11/2012 10:16 68.7	18/11/2012 19:21 66.4	20/11/2012 20:26 68.0	22/11/2012 21:31 67.7	24/11/2012 22:36 67.0
16/11/2012 21:16 66.4	18/11/2012 10:21 68.0	18/11/2012 19:26 66.6	20/11/2012 20:31 67.3	22/11/2012 21:36 67.6	24/11/2012 22:41 67.0
16/11/2012 21:21 67.2	18/11/2012 10:26 67.6	18/11/2012 19:31 67.0	20/11/2012 20:36 67.9	22/11/2012 21:41 67.6	24/11/2012 22:46 66.8
16/11/2012 21:26 66.8	18/11/2012 10:31 67.6	18/11/2012 19:36 67.6	20/11/2012 20:41 67.4	22/11/2012 21:46 68.2	24/11/2012 22:51 67.4
16/11/2012 21:31 66.9	18/11/2012 10:36 67.1	18/11/2012 19:41 67.5	20/11/2012 20:46 67.5	22/11/2012 21:51 67.9	24/11/2012 22:56 67.1
16/11/2012 21:36 67.6	18/11/2012 10:41 67.5	18/11/2012 19:46 67.7	20/11/2012 20:51 67.2	22/11/2012 21:56 67.9	25/11/2012 7:01 67.9
16/11/2012 21:41 67.6	18/11/2012 10:46 67.4	18/11/2012 19:51 67.9	20/11/2012 20:56 66.9	22/11/2012 22:01 67.7	25/11/2012 7:06 67.2
16/11/2012 21:46 67.1	18/11/2012 10:51 67.5	18/11/2012 19:56 67.6	20/11/2012 21:01 66.7	22/11/2012 22:06 67.9	25/11/2012 7:11 67.3
16/11/2012 21:51 66.4	18/11/2012 10:56 67.2	18/11/2012 20:01 68.3	20/11/2012 21:06 67.3	22/11/2012 22:11 67.7	25/11/2012 7:16 67.7
16/11/2012 21:56 66.4	18/11/2012 11:01 68.7	18/11/2012 20:06 67.4	20/11/2012 21:11 67.0	22/11/2012 22:16 67.8	25/11/2012 7:21 67.7
16/11/2012 22:01 67.4	18/11/2012 11:06 68.3	18/11/2012 20:11 67.5	20/11/2012 21:16 67.7	22/11/2012 22:21 67.6	25/11/2012 7:26 58.6
16/11/2012 22:06 67.4	18/11/2012 11:11 67.9	18/11/2012 20:16 68.0	20/11/2012 21:21 67.0	22/11/2012 22:26 67.9	25/11/2012 7:31 68.6
16/11/2012 22:11 66.7	18/11/2012 11:16 68.5	18/11/2012 20:21 67.9	20/11/2012 21:26 67.2	22/11/2012 22:31 67.9	25/11/2012 7:36 69.2
16/11/2012 22:16 66.3	18/11/2012 11:21 69.0	18/11/2012 20:26 67.9	20/11/2012 21:31 67.3	22/11/2012 22:36 67.6	25/11/2012 7:41 69.0
16/11/2012 22:21 68.1	18/11/2012 11:26 68.1	18/11/2012 20:31 68.5	20/11/2012 21:36 67.2	22/11/2012 22:41 67.3	25/11/2012 7:46 68.7
16/11/2012 22:26 67.7	18/11/2012 11:31 68.5	18/11/2012 20:36 67.9	20/11/2012 21:41 68.0	22/11/2012 22:46 67.5	25/11/2012 7:51 68.7
16/11/2012 22:31 67.1	18/11/2012 11:36 68.8	18/11/2012 20:41 68.1	20/11/2012 21:46 66.8	22/11/2012 22:51 67.7	25/11/2012 7:56 69.0
16/11/2012 22:36 67.0	18/11/2012 11:41 68.2	18/11/2012 20:46 67.7	20/11/2012 21:51 67.2	22/11/2012 22:56 67.5	25/11/2012 8:01 68.6
16/11/2012 22:41 67.3	18/11/2012 11:46 68.3	18/11/2012 20:51 67.8	20/11/2012 21:56 66.9	23/11/2012 19:01 69.4	25/11/2012 8:06 68.5
16/11/2012 22:46 67.1	18/11/2012 11:51 68.5	18/11/2012 20:56 67.3	20/11/2012 22:01 66.8	23/11/2012 19:06 69.3	25/11/2012 8:11 68.9
16/11/2012 22:51 67.4	18/11/2012 11:56 68.2	18/11/2012 21:01 68.0	20/11/2012 22:06 67.6	23/11/2012 19:11 69.1	25/11/2012 8:16 68.7
16/11/2012 22:56 65.6	18/11/2012 12:01 68.0	18/11/2012 21:06 67.6	20/11/2012 22:11 67.1	23/11/2012 19:16 69.1	25/11/2012 8:21 69.1
17/11/2012 19:01 65.3	18/11/2012 12:06 68.8	18/11/2012 21:11 67.5	20/11/2012 22:16 67.1	23/11/2012 19:21 53.8	25/11/2012 8:26 52.5
17/11/2012 19:06 65.2	18/11/2012 12:11 68.3	18/11/2012 21:16 67.6	20/11/2012 22:21 66.7	23/11/2012 19:26 69.3	25/11/2012 8:31 53.4
17/11/2012 19:11 65.7	18/11/2012 12:16 68.5	18/11/2012 21:21 67.6	20/11/2012 22:26 67.5	23/11/2012 19:31 69.2	25/11/2012 8:36 69.0
17/11/2012 19:16 65.7	18/11/2012 12:21 68.0	18/11/2012 21:26 68.0	20/11/2012 22:31 66.6	23/11/2012 19:36 67.7	25/11/2012 8:41 69.1
17/11/2012 19:21 66.2	18/11/2012 12:26 68.9	18/11/2012 21:31 67.6	20/11/2012 22:36 67.2	23/11/2012 19:41 69.2	25/11/2012 8:46 69.4
17/11/2012 19:26 65.2	18/11/2012 12:31 49.8	18/11/2012 21:36 67.8	20/11/2012 22:41 67.6	23/11/2012 19:46 69.4	25/11/2012 8:51 69.1
17/11/2012 19:31 66.7	18/11/2012 12:36 68.9	18/11/2012 21:41 68.5	20/11/2012 22:46 66.7	23/11/2012 19:51 69.2	25/11/2012 8:56 58.2
17/11/2012 19:36 65.7	18/11/2012 12:41 54.1	18/11/2012 21:46 67.8	20/11/2012 22:51 67.0	23/11/2012 19:56 65.3	25/11/2012 9:01 45.3
17/11/2012 19:41 66.7	18/11/2012 12:46 69.3	18/11/2012 21:51 67.5	20/11/2012 22:56 67.2	23/11/2012 20:01 69.1	25/11/2012 9:06 59.5
17/11/2012 19:46 65.8	18/11/2012 12:51 59.8	18/11/2012 21:56 67.8	21/11/2012 19:01 68.8	23/11/2012 20:06 67.5	25/11/2012 9:11 60.5
17/11/2012 19:51 66.7	18/11/2012 12:56 62.6	18/11/2012 22:01 68.2	21/11/2012 19:06 69.0	23/11/2012 20:11 59.6	25/11/2012 9:16 61.7
17/11/2012 19:56 66.8	18/11/2012 13:01 60.0	18/11/2012 22:06 68.2	21/11/2012 19:11 68.6	23/11/2012 20:16 68.8	25/11/2012 9:21 63.4
17/11/2012 20:01 67.5	18/11/2012 13:06 69.1	18/11/2012 22:11 67.0	21/11/2012 19:16 68.8	23/11/2012 20:21 69.0	25/11/2012 9:26 64.6
17/11/2012 20:06 67.8	18/11/2012 13:11 57.6	18/11/2012 22:16 67.9	21/11/2012 19:21 68.9	23/11/2012 20:26 69.2	25/11/2012 9:31 64.0
17/11/2012 20:11 67.6	18/11/2012 13:16 68.3	18/11/2012 22:21 67.9	21/11/2012 19:26 68.6	23/11/2012 20:31 68.8	25/11/2012 9:36 64.4
17/11/2012 20:16 68.1	18/11/2012 13:21 69.3	18/11/2012 22:26 67.5	21/11/2012 19:31 69.1	23/11/2012 20:36 69.1	

Real-time Noise Data	RTN3 (Po Leung Kuk Yu Lee Mo Fan Memorial School)		
25/11/2012 12:26 63.3	25/11/2012 21:31 68.6	27/11/2012 22:36 69.1	29/10/2012 0:31 64.3
25/11/2012 12:31 62.1	25/11/2012 21:36 68.8	27/11/2012 22:41 52.5	29/10/2012 0:36 63.5
25/11/2012 12:36 58.2	25/11/2012 21:41 68.9	27/11/2012 22:46 69.3	29/10/2012 0:41 64.3
25/11/2012 12:41 63.0	25/11/2012 21:46 68.8	27/11/2012 22:51 69.2	29/10/2012 0:46 64.1
25/11/2012 12:46 62.7	25/11/2012 21:51 69.0	27/11/2012 22:56 69.4	29/10/2012 0:51 64.6
25/11/2012 12:51 60.2	25/11/2012 21:56 69.0		29/10/2012 0:56 63.6
25/11/2012 12:56 61.3	25/11/2012 22:01 68.6		29/10/2012 1:01 62.8
25/11/2012 13:01 62.7	25/11/2012 22:06 68.7		29/10/2012 1:06 64.1
25/11/2012 13:06 63.3	25/11/2012 22:11 69.3		29/10/2012 1:11 63.6
25/11/2012 13:11 62.2	25/11/2012 22:16 68.9		29/10/2012 1:16 63.3
25/11/2012 13:16 62.7	25/11/2012 22:21 68.8		29/10/2012 1:21 62.9
25/11/2012 13:21 60.8	25/11/2012 22:26 68.6		29/10/2012 1:26 62.7
25/11/2012 13:26 61.9	25/11/2012 22:31 68.4		29/10/2012 1:31 61.8
25/11/2012 13:31 59.8	25/11/2012 22:36 68.3		29/10/2012 1:36 62.8
25/11/2012 13:36 60.6	25/11/2012 22:41 69.1		29/10/2012 1:41 61.6
25/11/2012 13:41 62.1	25/11/2012 22:46 68.9		29/10/2012 1:46 61.8
25/11/2012 13:46 60.1	25/11/2012 22:51 68.5		29/10/2012 1:51 63.1
25/11/2012 13:51 61.9	25/11/2012 22:56 68.9		29/10/2012 1:56 61.5
25/11/2012 13:56 59.6	26/11/2012 19:01 68.9		29/10/2012 2:01 61.9
25/11/2012 14:01 62.4	26/11/2012 19:06 68.5		29/10/2012 2:06 62.0
25/11/2012 14:06 61.1	26/11/2012 19:11 68.1		29/10/2012 2:11 63.6
25/11/2012 14:11 64.2	26/11/2012 19:16 68.5		29/10/2012 2:16 62.2
25/11/2012 14:16 63.9	26/11/2012 19:21 68.8		29/10/2012 2:21 61.7
25/11/2012 14:21 65.7	26/11/2012 19:26 69.1		29/10/2012 2:26 61.3
25/11/2012 14:26 60.8	26/11/2012 19:31 69.1		29/10/2012 2:31 61.6
25/11/2012 14:31 61.8	26/11/2012 19:36 69.3		29/10/2012 2:36 61.2
25/11/2012 14:36 61.3	26/11/2012 19:41 56.5		29/10/2012 2:41 60.4
25/11/2012 14:41 61.6	26/11/2012 19:46 68.9		29/10/2012 2:46 60.7
25/11/2012 14:46 62.9	26/11/2012 19:51 69.0		29/10/2012 2:51 60.2
25/11/2012 14:51 62.5	26/11/2012 19:56 69.2		29/10/2012 2:56 61.4
25/11/2012 14:56 62.1	26/11/2012 20:01 69.0		29/10/2012 3:01 61.1
25/11/2012 15:01 60.8	26/11/2012 20:06 68.8		29/10/2012 3:06 60.4
25/11/2012 15:06 60.8	26/11/2012 20:11 68.6		29/10/2012 3:11 58.9
25/11/2012 15:11 63.3	26/11/2012 20:16 68.6		29/10/2012 3:16 60.2
25/11/2012 15:16 61.3	26/11/2012 20:21 68.8		29/10/2012 3:21 59.7
25/11/2012 15:21 62.4	26/11/2012 20:26 68.1		29/10/2012 3:26 59.1
25/11/2012 15:26 62.1	26/11/2012 20:31 68.6		29/10/2012 3:31 59.8
25/11/2012 15:31 61.9	26/11/2012 20:36 67.9		29/10/2012 3:36 61.2
25/11/2012 15:36 60.3	26/11/2012 20:41 68.0		29/10/2012 3:41 59.9
25/11/2012 15:41 61.3	26/11/2012 20:46 68.3		29/10/2012 3:46 61.0
25/11/2012 15:46 64.0	26/11/2012 20:51 68.2		29/10/2012 3:51 60.7
25/11/2012 15:51 61.0	26/11/2012 20:56 68.3		29/10/2012 3:56 59.1
25/11/2012 15:56 62.6	26/11/2012 21:01 68.2		29/10/2012 4:01 59.8
25/11/2012 16:01 63.6	26/11/2012 21:06 68.4		29/10/2012 4:06 60.2
25/11/2012 16:06 58.6	26/11/2012 21:11 68.2		29/10/2012 4:11 59.4
25/11/2012 16:11 62.1	26/11/2012 21:16 68.4		29/10/2012 4:16 60.1
25/11/2012 16:16 63.8	26/11/2012 21:21 68.3		29/10/2012 4:21 59.9
25/11/2012 16:21 62.6	26/11/2012 21:26 68.8		29/10/2012 4:26 59.8
25/11/2012 16:26 59.7	26/11/2012 21:31 68.1		29/10/2012 4:31 59.8
25/11/2012 16:31 60.0	26/11/2012 21:36 68.3		29/10/2012 4:36 59.7
25/11/2012 16:36 61.6	26/11/2012 21:41 67.9		29/10/2012 4:41 58.9
25/11/2012 16:41 61.5	26/11/2012 21:46 68.4		29/10/2012 4:46 60.4
25/11/2012 16:46 61.3	26/11/2012 21:51 68.4		29/10/2012 4:51 60.3
25/11/2012 16:51 60.5	26/11/2012 21:56 67.6		29/10/2012 4:56 61.0
25/11/2012 16:56 62.3	26/11/2012 22:01 68.3		29/10/2012 5:01 60.7
25/11/2012 17:01 60.7	26/11/2012 22:06 68.3		29/10/2012 5:06 61.0
25/11/2012 17:06 60.6	26/11/2012 22:11 68.0		29/10/2012 5:11 62.7
25/11/2012 17:11 60.6	26/11/2012 22:16 69.1		29/10/2012 5:16 61.2
25/11/2012 17:16 61.8	26/11/2012 22:21 68.1		29/10/2012 5:21 62.2
25/11/2012 17:21 59.9	26/11/2012 22:26 68.1		29/10/2012 5:26 62.0
25/11/2012 17:26 61.7	26/11/2012 22:31 67.7		29/10/2012 5:31 61.9
25/11/2012 17:31 58.7	26/11/2012 22:36 68.2		29/10/2012 5:36 62.4
25/11/2012 17:36 61.2	26/11/2012 22:41 68.2		29/10/2012 5:41 63.1
25/11/2012 17:41 62.3	26/11/2012 22:46 67.7		29/10/2012 5:46 63.2
25/11/2012 17:46 62.6	26/11/2012 22:51 67.7		29/10/2012 5:51 63.0
25/11/2012 17:51 62.9	26/11/2012 22:56 67.1		29/10/2012 5:56 62.7
25/11/2012 17:56 57.1	27/11/2012 19:01 69.3		29/10/2012 6:01 63.7
25/11/2012 18:01 69.4	27/11/2012 19:06 66.9		29/10/2012 6:06 64.1
25/11/2012 18:06 56.3	27/11/2012 19:11 68.7		29/10/2012 6:11 64.0
25/11/2012 18:11 58.7	27/11/2012 19:16 69.2		29/10/2012 6:16 64.5
25/11/2012 18:16 60.4	27/11/2012 19:21 68.8		29/10/2012 6:21 64.4
25/11/2012 18:21 58.2	27/11/2012 19:26 69.2		29/10/2012 6:26 65.6
25/11/2012 18:26 59.0	27/11/2012 19:31 69.3		29/10/2012 6:31 65.5
25/11/2012 18:31 59.1	27/11/2012 19:36 64.3		29/10/2012 6:36 66.1
25/11/2012 18:36 60.5	27/11/2012 19:41 50.6		29/10/2012 6:41 66.4
25/11/2012 18:41 58.5	27/11/2012 19:46 69.3		29/10/2012 6:46 67.0
25/11/2012 18:46 57.9	27/11/2012 19:51 68.9		29/10/2012 6:51 67.1
25/11/2012 18:51 64.2	27/11/2012 19:56 68.8		29/10/2012 6:56 67.5
25/11/2012 18:56 58.8	27/11/2012 20:01 68.9		29/10/2012 7:01 65.9
25/11/2012 19:01 59.7	27/11/2012 20:06 69.1		29/10/2012 7:06 66.0
25/11/2012 19:06 69.4	27/11/2012 20:11 69.4		29/10/2012 7:11 66.7
25/11/2012 19:11 63.5	27/11/2012 20:16 69.2		29/10/2012 7:16 66.9
25/11/2012 19:16 69.4	27/11/2012 20:21 68.9		29/10/2012 7:21 66.1
25/11/2012 19:21 56.1	27/11/2012 20:26 69.0		29/10/2012 7:26 65.8
25/11/2012 19:26 69.4	27/11/2012 20:31 69.1		29/10/2012 7:31 65.8
25/11/2012 19:31 69.1	27/11/2012 20:36 69.4		29/10/2012 7:36 65.4
25/11/2012 19:36 69.2	27/11/2012 20:41 69.2		29/10/2012 7:41 65.3
25/11/2012 19:41 57.4	27/11/2012 20:46 69.2		29/10/2012 7:46 65.9
25/11/2012 19:46 68.8	27/11/2012 20:51 69.1		29/10/2012 7:51 65.8
25/11/2012 19:51 68.9	27/11/2012 20:56 69.1		29/10/2012 7:56 65.0
25/11/2012 19:56 69.0	27/11/2012 21:01 68.7		30/10/2012 0:01 64.7
25/11/2012 20:01 68.7	27/11/2012 21:06 68.7		30/10/2012 0:06 65.9
25/11/2012 20:06 69.0	27/11/2012 21:11 68.4		30/10/2012 0:11 65.9
25/11/2012 20:11 69.1	27/11/2012 21:16 68.8		30/10/2012 0:16 65.1
25/11/2012 20:16 68.5	27/11/2012 21:21 68.8		30/10/2012 0:21 65.5
25/11/2012 20:21 68.8	27/11/2012 21:26 69.3		30/10/2012 0:26 65.2
25/11/2012 20:26 68.7	27/11/2012 21:31 68.9		30/10/2012 0:31 64.4
25/11/2012 20:31 68.0	27/11/2012 21:36 51.9		30/10/2012 0:36 64.3
25/11/2012 20:36 68.7	27/11/2012 21:41 69.3		30/10/2012 0:41 64.6
25/11/2012 20:41 68.8	27/11/2012 21:46 69.0		30/10/2012 0:46 64.5
25/11/2012 20:46 68.8	27/11/2012 21:51 57.6		30/10/2012 0:51 63.7
25/11/2012 20:51 68.7	27/11/2012 21:56 69.3		30/10/2012 0:56 64.3
25/11/2012 20:56 68.5	27/11/2012 22:01 68.9		30/10/2012 1:01 63.9
25/11/2012 21:01 68.6	27/11/2012 22:06 69.2		30/10/2012 1:06 63.7
25/11/2012 21:06 68.5	27/11/2012 22:11 69.1		30/10/2012 1:11 63.0
25/11/2012 21:11 68.6	27/11/2012 22:16 60.1		30/10/2012 1:16 63.3
25/11/2012 21:16 69.1	27/11/2012 22:21 53.4		30/10/2012 1:21 63.2
25/11/2012 21:21 68.4	27/11/2012 22:26 57.7		30/10/2012 1:26 62.4
25/11/2012 21:26 68.8	27/11/2012 22:31 55.1		30/10/2012 1:31 62.9
			30/10/2012 1:36 62.1
			30/10/2012 1:41 62.5
			30/10/2012 1:46 62.8
			30/10/2012 1:51 62.0
			30/10/2012 1:56 63.1
			30/10/2012 2:01 62.2
			30/10/2012 2:06 62.0
			30/10/2012 2:11 62.0
			30/10/2012 2:16 61.6
			30/10/2012 2:21 60.4
			30/10/2012 2:26 60.6
			30/10/2012 2:31 61.3
			30/10/2012 2:36 61.3
			30/10/2012 2:41 61.5
			30/10/2012 2:46 60.8
			30/10/2012 2:51 61.1
			30/10/2012 2:56 61.1
			30/10/2012 3:01 60.6
			30/10/2012 3:06 60.6
			30/10/2012 3:11 60.6
			30/10/2012 3:16 60.5
			30/10/2012 3:21 59.5
			30/10/2012 3:26 61.6
			30/10/2012 3:31 60.5
			30/10/2012 3:36 60.7
			30/10/2012 3:41 59.7
			30/10/2012 3:46 61.0
			30/10/2012 3:51 60.8
			30/10/2012 3:56 60.4
			30/10/2012 4:01 58.6
			30/10/2012 4:06 59.9
			30/10/2012 4:11 59.9
			30/10/2012 4:16 59.1
			30/10/2012 4:21 61.1
			30/10/2012 4:26 62.7
			30/10/2012 4:31 62.5
			30/10/2012 4:36 62.6
			30/10/2012 4:41 62.0
			30/10/2012 4:46 62.9
			30/10/2012 4:51 64.6
			30/10/2012 4:56 63.0
			30/10/2012 5:01 63.6
			30/10/2012 5:06 63.1
			30/10/2012 5:11 63.3
			30/10/2012 5:16 63.3
			30/10/2012 5:21 64.6
			30/10/2012 5:26 64.9
			30/10/2012 5:31 64.3
			30/10/2012 5:36 64.1
			30/10/2012 5:41 65.0
			30/10/2012 5:46 65.9
			30/10/2012 5:51 65.3
			30/10/2012 5:56 66.0
			30/10/2012 6:01 65.3
			30/10/2012 6:06 66.7
			30/10/2012 6:11 66.1
			30/10/2012 6:16 66.6
			30/10/2012 6:21 67.1
			30/10/2012 6:26 67.5
			30/10/2012 6:31 67.8
			30/10/2012 6:36 67.9
			30/10/2012 6:41 69.0
			30/10/2012 6:46 68.4
			30/10/2012 6:51 68.7
			30/10/2012 6:56 69.6
			30/10/2012 7:01 69.3
			30/10/2012 7:06 69.5

Real-time Noise Data		RTN3 (Po Leung Kuk Yu Lee Mo Fan Memorial School)									
1/11/2012 3:46	63.8	2/11/2012 4:51	63.2	3/11/2012 5:56	64.4	4/11/2012 23:01	66.0	6/11/2012 0:06	65.9	7/11/2012 1:11	63.8
1/11/2012 3:51	63.8	2/11/2012 4:56	61.6	3/11/2012 6:01	63.5	4/11/2012 23:06	66.6	6/11/2012 0:11	66.4	7/11/2012 1:16	64.1
1/11/2012 3:56	63.7	2/11/2012 5:01	61.8	3/11/2012 6:06	63.5	4/11/2012 23:11	67.1	6/11/2012 0:16	65.6	7/11/2012 1:21	64.8
1/11/2012 4:01	64.1	2/11/2012 5:06	62.8	3/11/2012 6:11	64.7	4/11/2012 23:16	67.0	6/11/2012 0:21	66.0	7/11/2012 1:26	63.1
1/11/2012 4:06	63.2	2/11/2012 5:11	61.2	3/11/2012 6:16	64.5	4/11/2012 23:21	66.1	6/11/2012 0:26	65.6	7/11/2012 1:31	64.1
1/11/2012 4:11	62.9	2/11/2012 5:16	62.6	3/11/2012 6:21	64.6	4/11/2012 23:26	65.8	6/11/2012 0:31	65.4	7/11/2012 1:36	62.5
1/11/2012 4:16	62.9	2/11/2012 5:21	62.5	3/11/2012 6:26	65.2	4/11/2012 23:31	66.5	6/11/2012 0:36	64.5	7/11/2012 1:41	63.2
1/11/2012 4:21	63.0	2/11/2012 5:26	62.4	3/11/2012 6:31	65.8	4/11/2012 23:36	66.4	6/11/2012 0:41	65.0	7/11/2012 1:46	63.1
1/11/2012 4:26	63.0	2/11/2012 5:31	62.7	3/11/2012 6:36	65.6	4/11/2012 23:41	65.8	6/11/2012 0:46	64.3	7/11/2012 1:51	62.1
1/11/2012 4:31	63.1	2/11/2012 5:36	63.6	3/11/2012 6:41	66.1	4/11/2012 23:46	66.0	6/11/2012 0:51	64.4	7/11/2012 1:56	62.7
1/11/2012 4:36	63.2	2/11/2012 5:41	64.3	3/11/2012 6:46	66.4	4/11/2012 23:51	65.6	6/11/2012 0:56	63.9	7/11/2012 2:01	62.4
1/11/2012 4:41	62.6	2/11/2012 5:46	64.2	3/11/2012 6:51	65.9	4/11/2012 23:56	65.5	6/11/2012 1:01	64.0	7/11/2012 2:06	62.8
1/11/2012 4:46	63.3	2/11/2012 5:51	64.0	3/11/2012 6:56	66.6	5/11/2012 0:01	65.9	6/11/2012 1:06	64.7	7/11/2012 2:11	62.0
1/11/2012 4:51	63.8	2/11/2012 5:56	64.0	3/11/2012 7:01	66.9	5/11/2012 0:06	65.9	6/11/2012 1:11	63.8	7/11/2012 2:16	63.0
1/11/2012 4:56	65.1	2/11/2012 6:01	64.4	3/11/2012 7:06	67.0	5/11/2012 0:11	65.9	6/11/2012 1:16	63.3	7/11/2012 2:21	62.6
1/11/2012 5:01	62.7	2/11/2012 6:06	64.8	3/11/2012 7:11	66.8	5/11/2012 0:16	66.0	6/11/2012 1:21	64.5	7/11/2012 2:26	61.3
1/11/2012 5:06	62.9	2/11/2012 6:11	64.9	3/11/2012 7:16	67.1	5/11/2012 0:21	65.3	6/11/2012 1:26	63.3	7/11/2012 2:31	61.9
1/11/2012 5:11	63.6	2/11/2012 6:16	66.8	3/11/2012 7:21	67.1	5/11/2012 0:26	65.2	6/11/2012 1:31	63.0	7/11/2012 2:36	62.0
1/11/2012 5:16	64.7	2/11/2012 6:21	65.6	3/11/2012 7:26	67.4	5/11/2012 0:31	64.9	6/11/2012 1:36	64.0	7/11/2012 2:41	61.5
1/11/2012 5:21	64.0	2/11/2012 6:26	66.2	3/11/2012 7:31	66.7	5/11/2012 0:36	64.7	6/11/2012 1:41	62.2	7/11/2012 2:46	62.3
1/11/2012 5:26	64.4	2/11/2012 6:31	66.2	3/11/2012 7:36	66.8	5/11/2012 0:41	64.2	6/11/2012 1:46	62.7	7/11/2012 2:51	61.2
1/11/2012 5:31	63.4	2/11/2012 6:36	67.2	3/11/2012 7:41	67.0	5/11/2012 0:46	64.8	6/11/2012 1:51	63.6	7/11/2012 2:56	61.9
1/11/2012 5:36	64.8	2/11/2012 6:41	67.6	3/11/2012 7:46	67.1	5/11/2012 0:51	62.9	6/11/2012 1:56	62.1	7/11/2012 3:01	60.7
1/11/2012 5:41	65.1	2/11/2012 6:46	67.4	3/11/2012 7:51	66.3	5/11/2012 0:56	64.2	6/11/2012 2:01	61.8	7/11/2012 3:06	60.5
1/11/2012 5:46	64.4	2/11/2012 6:51	67.9	3/11/2012 7:56	66.8	5/11/2012 1:01	63.3	6/11/2012 2:06	62.2	7/11/2012 3:11	62.2
1/11/2012 5:51	65.4	2/11/2012 6:56	68.4	4/11/2012 0:01	66.5	5/11/2012 1:06	63.8	6/11/2012 2:11	62.3	7/11/2012 3:16	60.5
1/11/2012 5:56	63.8	2/11/2012 7:01	67.3	4/11/2012 0:06	67.0	5/11/2012 1:11	62.2	6/11/2012 2:16	62.0	7/11/2012 3:21	60.1
1/11/2012 6:01	65.7	2/11/2012 7:06	67.2	4/11/2012 0:11	66.6	5/11/2012 1:16	63.2	6/11/2012 2:21	61.9	7/11/2012 3:26	59.6
1/11/2012 6:06	65.3	2/11/2012 7:11	67.1	4/11/2012 0:16	66.2	5/11/2012 1:21	63.0	6/11/2012 2:26	62.2	7/11/2012 3:31	60.6
1/11/2012 6:11	65.6	2/11/2012 7:16	67.8	4/11/2012 0:21	67.0	5/11/2012 1:26	62.1	6/11/2012 2:31	61.4	7/11/2012 3:36	61.8
1/11/2012 6:16	66.4	2/11/2012 7:21	67.2	4/11/2012 0:26	66.3	5/11/2012 1:31	61.4	6/11/2012 2:36	61.9	7/11/2012 3:41	60.4
1/11/2012 6:21	66.7	2/11/2012 7:26	67.0	4/11/2012 0:31	66.1	5/11/2012 1:36	63.0	6/11/2012 2:41	62.2	7/11/2012 3:46	61.2
1/11/2012 6:26	66.4	2/11/2012 7:31	67.4	4/11/2012 0:36	65.3	5/11/2012 1:41	61.8	6/11/2012 2:46	61.3	7/11/2012 3:51	60.5
1/11/2012 6:31	67.2	2/11/2012 7:36	67.5	4/11/2012 0:41	65.5	5/11/2012 1:46	61.4	6/11/2012 2:51	62.0	7/11/2012 3:56	60.7
1/11/2012 6:36	67.4	2/11/2012 7:41	67.0	4/11/2012 0:46	65.0	5/11/2012 1:51	62.4	6/11/2012 2:56	61.1	7/11/2012 4:01	61.5
1/11/2012 6:41	68.1	2/11/2012 7:46	67.4	4/11/2012 0:51	65.4	5/11/2012 1:56	61.1	6/11/2012 3:01	60.5	7/11/2012 4:06	61.3
1/11/2012 6:46	67.6	2/11/2012 7:51	67.2	4/11/2012 0:56	64.8	5/11/2012 2:01	62.3	6/11/2012 3:06	60.0	7/11/2012 4:11	59.2
1/11/2012 6:51	68.0	2/11/2012 7:56	66.2	4/11/2012 1:01	64.5	5/11/2012 2:06	60.8	6/11/2012 3:11	59.9	7/11/2012 4:16	61.3
1/11/2012 6:56	68.7	3/11/2012 0:01	66.4	4/11/2012 1:06	64.8	5/11/2012 2:11	60.3	6/11/2012 3:16	61.2	7/11/2012 4:21	61.0
1/11/2012 7:01	67.5	3/11/2012 0:06	67.0	4/11/2012 1:11	64.5	5/11/2012 2:16	62.3	6/11/2012 3:21	61.3	7/11/2012 4:26	59.8
1/11/2012 7:06	67.2	3/11/2012 0:11	66.8	4/11/2012 1:16	64.3	5/11/2012 2:21	60.8	6/11/2012 3:26	60.1	7/11/2012 4:31	61.2
1/11/2012 7:11	67.1	3/11/2012 0:16	67.0	4/11/2012 1:21	65.0	5/11/2012 2:26	59.4	6/11/2012 3:31	60.7	7/11/2012 4:36	61.2
1/11/2012 7:16	67.6	3/11/2012 0:21	68.3	4/11/2012 1:26	64.2	5/11/2012 2:31	59.7	6/11/2012 3:36	61.3	7/11/2012 4:41	60.6
1/11/2012 7:21	67.1	3/11/2012 0:26	66.7	4/11/2012 1:31	64.4	5/11/2012 2:36	61.1	6/11/2012 3:41	61.0	7/11/2012 4:46	60.5
1/11/2012 7:26	67.2	3/11/2012 0:31	66.8	4/11/2012 1:36	63.5	5/11/2012 2:41	60.7	6/11/2012 3:46	60.1	7/11/2012 4:51	60.7
1/11/2012 7:31	66.5	3/11/2012 0:36	66.0	4/11/2012 1:41	64.1	5/11/2012 2:46	60.1	6/11/2012 3:51	59.3	7/11/2012 4:56	60.7
1/11/2012 7:36	67.0	3/11/2012 0:41	66.0	4/11/2012 1:46	64.1	5/11/2012 2:51	61.0	6/11/2012 3:56	61.0	7/11/2012 5:01	60.6
1/11/2012 7:41	66.8	3/11/2012 0:46	66.0	4/11/2012 1:51	63.9	5/11/2012 2:56	59.1	6/11/2012 4:01	60.9	7/11/2012 5:06	61.3
1/11/2012 7:46	66.9	3/11/2012 0:51	66.8	4/11/2012 1:56	63.5	5/11/2012 3:01	58.7	6/11/2012 4:06	61.1	7/11/2012 5:11	61.0
1/11/2012 7:51	66.7	3/11/2012 0:56	66.2	4/11/2012 2:01	64.4	5/11/2012 3:06	59.7	6/11/2012 4:11	60.7	7/11/2012 5:16	62.0
1/11/2012 7:56	66.6	3/11/2012 1:01	65.7	4/11/2012 2:06	62.5	5/11/2012 3:11	60.5	6/11/2012 4:16	59.5	7/11/2012 5:21	61.8
2/11/2012 0:01	67.1	3/11/2012 1:06	65.9	4/11/2012 2:11	63.6	5/11/2012 3:16	59.6	6/11/2012 4:21	60.5	7/11/2012 5:26	61.7
2/11/2012 0:06	67.2	3/11/2012 1:11	66.0	4/11/2012 2:16	63.8	5/11/2012 3:21	59.5	6/11/2012 4:26	60.5	7/11/2012 5:31	61.7
2/11/2012 0:11	66.4	3/11/2012 1:16	65.5	4/11/2012 2:21	63.6	5/11/2012 3:26	59.8	6/11/2012 4:31	59.6	7/11/2012 5:36	61.9
2/11/2012 0:16	66.2	3/11/2012 1:21	66.5	4/11/2012 2:26	64.0	5/11/2012 3:31	59.5	6/11/2012 4:36	59.9	7/11/2012 5:41	63.3
2/11/2012 0:21	66.1	3/11/2012 1:26	66.0	4/11/2012 2:31	63.7	5/11/2012 3:36	60.1	6/11/2012 4:41	62.5	7/11/2012 5:46	63.0
2/11/2012 0:26	66.7	3/11/2012 1:31	64.8	4/11/2012 2:36	63.8	5/11/2012 3:41	60.3	6/11/2012 4:46	60.0	7/11/2012 5:51	64.1
2/11/2012 0:31	67.0	3/11/2012 1:36	66.4	4/11/2012 2:41	63.2	5/11/2012 3:46	61.2	6/11/2012 4:51	61.1	7/11/2012 5:56	63.1
2/11/2012 0:36	65.5	3/11/2012 1:41	65.1	4/11/2012 2:46	63.7	5/11/2012 3:51	60.0	6/11/2012 4:56	61.0	7/11/2012 6:01	63.3
2/11/2012 0:41	66.2	3/11/2012 1:46	66.0	4/11/2012 2:51	64.1	5/11/2012 3:56	60.3	6/11/2012 5:01	60.5	7/11/2012 6:06	64.3
2/11/2012 0:46	65.5	3/11/2012 1:51	65.0	4/11/2012 2:56	63.8	5/11/2012 4:01	59.9	6/11/2012 5:06	61.5	7/11/2012 6:11	64.2
2/11/2012 0:51	65.6	3/11/2012 1:56	64.9	4/11/2012 3:01	63.7	5/11/2012 4:06	59.8	6/11/2012 5:11	61.4	7/11/2012 6:16	65.4
2/11/2012 0:56	65.7	3/11/2012 2:01	65.0	4/11/2012 3:06	64.1	5/11/2012 4:11	59.6	6/11/2012 5:16	62.1	7/11/2012 6:21	65.5
2/11/2012 1:01	65.0	3/11/2012 2:06	64.9	4/11/2012 3:11	63.4	5/11/2012 4:16	60.1	6/11/2012 5:21	61.7	7/11/2012 6:26	65.4
2/11/2012 1:06	64.7	3/11/2012 2:11	65.0	4/11/2012 3:16	63.0	5/11/2012 4:21	60.1	6/11/2012 5:26	63.7	7/11/2012 6:31	66.4
2/11/2012 1:11	65.1	3/11/2012 2:16	65.0	4/11/2012 3:21	64.0	5/11/2012 4:26	60.1	6/11/2012 5:31	62.5	7/11/2012 6:36	66.5
2/11/2012 1:16	65.8	3/11/2012 2:21	65.0	4/11/2012 3:26	64.1	5/11/2012 4:31	59.5	6/11/2012 5:36	63.8	7/11/2012 6:41	66.7
2/11/2012 1:21	64.8	3/11/2012 2:26	64.5	4/11/2012 3:31	63.8	5/11/2012 4:36	60.1	6/11/2012 5:41	63.2	7/11/2012 6:46	66.6
2/11/2012 1:26	64.5	3/11/2012 2:31	64.5	4/11/2012 3:36	62.9	5/11/2012 4:41	59.4	6/11/2012 5:46	63.4	7/11/2012 6:51	67.1
2/11/2012 1:31	64.6	3/11/2012 2:36	64.4	4/11/2012 3:41	63.5	5/11/2012 4:46	59.9	6/11/2012 5:51	63.8	7/11/2012 6:56	67.4
2/11/2012 1:36	64.2	3/11/2012 2:41	64.2	4/11/2012 3:46	62.3	5/11/2012 4:51	60.6	6/11/2012 5:56	63.4	7/11/2012 7:01	66.8

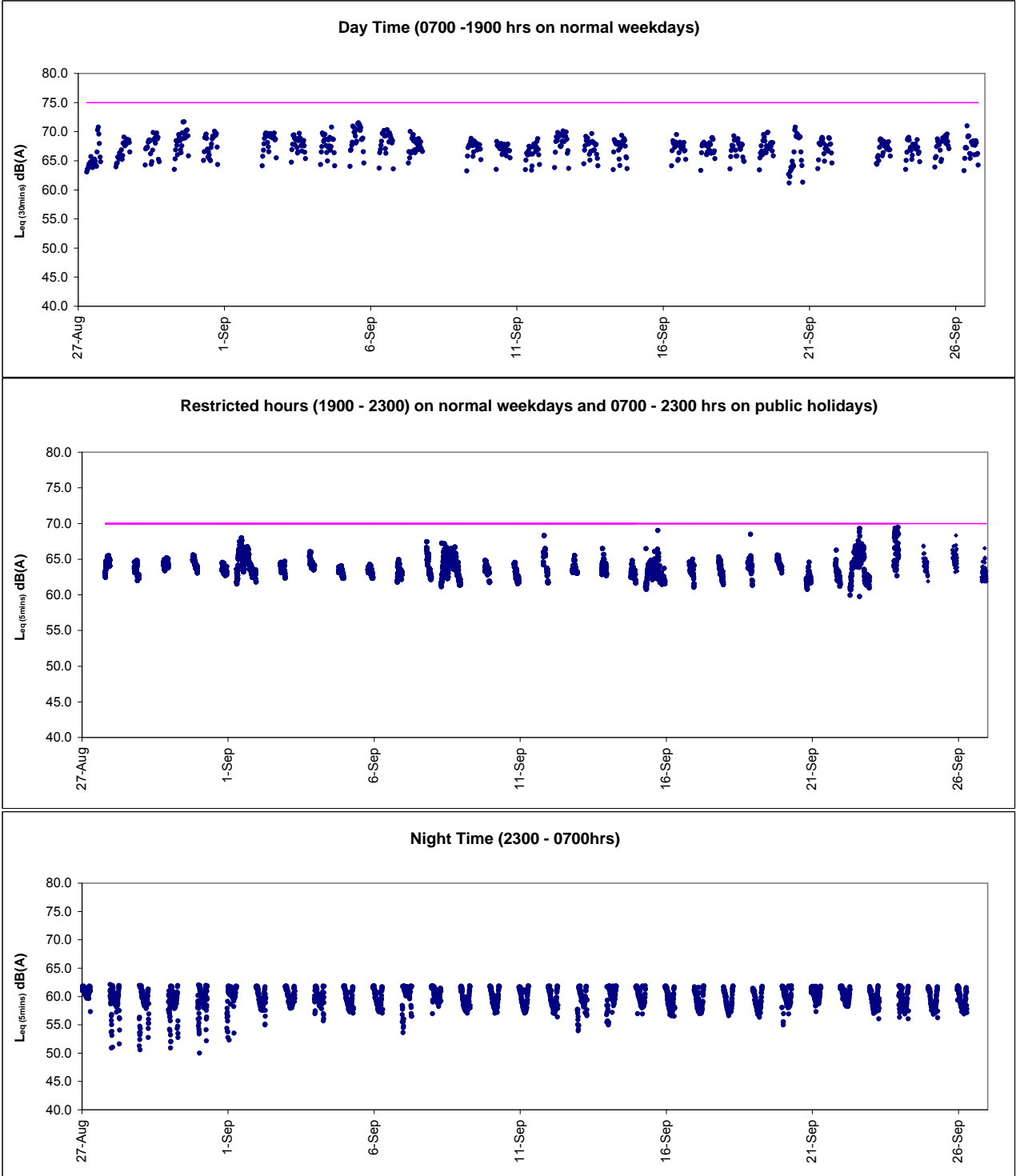
Real-time Noise Data		RTN3 (Po Leung Kuk Yu Lee Mo Fan Memorial School)									
8/11/2012 2:16	62.3	9/11/2012 3:21	60.0	10/11/2012 4:26	62.9	11/11/2012 5:31	64.2	12/11/2012 6:36	66.9	13/11/2012 23:41	66.0
8/11/2012 2:21	62.2	9/11/2012 3:26	62.6	10/11/2012 4:31	62.8	11/11/2012 5:36	64.1	12/11/2012 6:41	66.7	13/11/2012 23:46	66.4
8/11/2012 2:26	61.8	9/11/2012 3:31	64.4	10/11/2012 4:36	62.8	11/11/2012 5:41	63.9	12/11/2012 6:46	68.5	13/11/2012 23:51	66.6
8/11/2012 2:31	62.7	9/11/2012 3:36	61.5	10/11/2012 4:41	62.9	11/11/2012 5:46	64.1	12/11/2012 6:51	67.6	13/11/2012 23:56	66.0
8/11/2012 2:36	61.9	9/11/2012 3:41	61.9	10/11/2012 4:46	62.5	11/11/2012 5:51	63.7	12/11/2012 6:56	67.8	14/11/2012 0:01	66.1
8/11/2012 2:41	62.1	9/11/2012 3:46	61.4	10/11/2012 4:51	62.6	11/11/2012 5:56	64.0	12/11/2012 7:01	67.5	14/11/2012 0:06	66.3
8/11/2012 2:46	61.6	9/11/2012 3:51	61.8	10/11/2012 4:56	63.4	11/11/2012 6:01	64.0	12/11/2012 7:06	66.5	14/11/2012 0:11	65.9
8/11/2012 2:51	61.7	9/11/2012 3:56	60.8	10/11/2012 5:01	63.8	11/11/2012 6:06	64.5	12/11/2012 7:11	66.4	14/11/2012 0:16	66.0
8/11/2012 2:56	60.8	9/11/2012 4:01	60.8	10/11/2012 5:06	62.7	11/11/2012 6:11	65.2	12/11/2012 7:16	66.7	14/11/2012 0:21	66.1
8/11/2012 3:01	61.2	9/11/2012 4:06	61.0	10/11/2012 5:11	62.6	11/11/2012 6:16	64.6	12/11/2012 7:21	66.5	14/11/2012 0:26	65.6
8/11/2012 3:06	60.5	9/11/2012 4:11	61.6	10/11/2012 5:16	62.4	11/11/2012 6:21	64.5	12/11/2012 7:26	66.1	14/11/2012 0:31	65.4
8/11/2012 3:11	60.6	9/11/2012 4:16	61.1	10/11/2012 5:21	63.0	11/11/2012 6:26	65.4	12/11/2012 7:31	66.0	14/11/2012 0:36	65.1
8/11/2012 3:16	61.0	9/11/2012 4:21	60.8	10/11/2012 5:26	63.8	11/11/2012 6:31	65.2	12/11/2012 7:36	66.9	14/11/2012 0:41	67.5
8/11/2012 3:21	61.3	9/11/2012 4:26	61.0	10/11/2012 5:31	63.0	11/11/2012 6:36	65.7	12/11/2012 7:41	66.5	14/11/2012 0:46	64.5
8/11/2012 3:26	60.8	9/11/2012 4:31	60.7	10/11/2012 5:36	63.4	11/11/2012 6:41	66.0	12/11/2012 7:46	66.2	14/11/2012 0:51	64.8
8/11/2012 3:31	60.8	9/11/2012 4:36	60.6	10/11/2012 5:41	63.6	11/11/2012 6:46	65.8	12/11/2012 7:51	66.1	14/11/2012 0:56	64.6
8/11/2012 3:36	60.4	9/11/2012 4:41	61.4	10/11/2012 5:46	63.6	11/11/2012 6:51	66.1	12/11/2012 7:56	65.7	14/11/2012 1:01	64.3
8/11/2012 3:41	59.9	9/11/2012 4:46	62.4	10/11/2012 5:51	63.8	11/11/2012 6:56	67.3	13/11/2012 0:01	65.7	14/11/2012 1:06	63.8
8/11/2012 3:46	60.7	9/11/2012 4:51	61.3	10/11/2012 5:56	64.0	11/11/2012 7:01	67.0	13/11/2012 0:06	65.9	14/11/2012 1:11	64.2
8/11/2012 3:51	59.8	9/11/2012 4:56	61.3	10/11/2012 6:01	63.3	11/11/2012 7:06	66.9	13/11/2012 0:11	66.4	14/11/2012 1:16	63.8
8/11/2012 3:56	61.2	9/11/2012 5:01	61.8	10/11/2012 6:06	64.0	11/11/2012 7:11	66.7	13/11/2012 0:16	66.8	14/11/2012 1:21	64.0
8/11/2012 4:01	61.6	9/11/2012 5:06	63.0	10/11/2012 6:11	64.6	11/11/2012 7:16	67.4	13/11/2012 0:21	65.8	14/11/2012 1:26	63.7
8/11/2012 4:06	59.3	9/11/2012 5:11	62.3	10/11/2012 6:16	64.0	11/11/2012 7:21	68.3	13/11/2012 0:26	65.6	14/11/2012 1:31	63.1
8/11/2012 4:11	60.7	9/11/2012 5:16	62.6	10/11/2012 6:21	65.2	11/11/2012 7:26	66.7	13/11/2012 0:31	65.4	14/11/2012 1:36	62.3
8/11/2012 4:16	61.1	9/11/2012 5:21	61.9	10/11/2012 6:26	65.2	11/11/2012 7:31	66.9	13/11/2012 0:36	64.3	14/11/2012 1:41	62.8
8/11/2012 4:21	60.5	9/11/2012 5:26	61.7	10/11/2012 6:31	65.3	11/11/2012 7:36	67.4	13/11/2012 0:41	65.4	14/11/2012 1:46	62.9
8/11/2012 4:26	60.1	9/11/2012 5:31	62.0	10/11/2012 6:36	65.3	11/11/2012 7:41	67.7	13/11/2012 0:46	67.6	14/11/2012 1:51	62.5
8/11/2012 4:31	60.0	9/11/2012 5:36	62.7	10/11/2012 6:41	65.3	11/11/2012 7:46	66.9	13/11/2012 0:51	65.1	14/11/2012 1:56	62.6
8/11/2012 4:36	60.4	9/11/2012 5:41	63.4	10/11/2012 6:46	66.1	11/11/2012 7:51	66.0	13/11/2012 0:56	64.2	14/11/2012 2:01	62.2
8/11/2012 4:41	60.6	9/11/2012 5:46	63.6	10/11/2012 6:51	66.0	11/11/2012 7:56	66.9	13/11/2012 1:01	64.0	14/11/2012 2:06	62.9
8/11/2012 4:46	60.0	9/11/2012 5:51	63.4	10/11/2012 6:56	66.7	12/11/2012 0:01	66.6	13/11/2012 1:06	64.2	14/11/2012 2:11	61.1
8/11/2012 4:51	61.5	9/11/2012 5:56	63.5	10/11/2012 7:01	66.7	12/11/2012 0:06	66.6	13/11/2012 1:11	63.5	14/11/2012 2:16	62.8
8/11/2012 4:56	61.3	9/11/2012 6:01	63.6	10/11/2012 7:06	66.8	12/11/2012 0:11	67.5	13/11/2012 1:16	63.4	14/11/2012 2:21	61.9
8/11/2012 5:01	61.1	9/11/2012 6:06	64.2	10/11/2012 7:11	66.6	12/11/2012 0:16	66.1	13/11/2012 1:21	64.8	14/11/2012 2:26	61.9
8/11/2012 5:06	62.0	9/11/2012 6:11	64.2	10/11/2012 7:16	66.6	12/11/2012 0:21	65.8	13/11/2012 1:26	63.9	14/11/2012 2:31	61.2
8/11/2012 5:11	61.4	9/11/2012 6:16	65.2	10/11/2012 7:21	67.1	12/11/2012 0:26	65.9	13/11/2012 1:31	63.6	14/11/2012 2:36	62.8
8/11/2012 5:16	62.1	9/11/2012 6:21	65.4	10/11/2012 7:26	66.5	12/11/2012 0:31	65.1	13/11/2012 1:36	63.4	14/11/2012 2:41	61.2
8/11/2012 5:21	61.7	9/11/2012 6:26	66.1	10/11/2012 7:31	66.9	12/11/2012 0:36	64.7	13/11/2012 1:41	62.2	14/11/2012 2:46	61.6
8/11/2012 5:26	62.2	9/11/2012 6:31	66.1	10/11/2012 7:36	66.8	12/11/2012 0:41	64.9	13/11/2012 1:46	62.6	14/11/2012 2:51	61.3
8/11/2012 5:31	63.3	9/11/2012 6:36	66.4	10/11/2012 7:41	66.9	12/11/2012 0:46	64.9	13/11/2012 1:51	62.8	14/11/2012 2:56	62.5
8/11/2012 5:36	61.8	9/11/2012 6:41	67.2	10/11/2012 7:46	66.7	12/11/2012 0:51	64.3	13/11/2012 1:56	62.3	14/11/2012 3:01	61.9
8/11/2012 5:41	62.8	9/11/2012 6:46	66.9	10/11/2012 7:51	66.4	12/11/2012 0:56	63.5	13/11/2012 2:01	63.3	14/11/2012 3:06	61.7
8/11/2012 5:46	63.5	9/11/2012 6:51	68.0	10/11/2012 7:56	66.8	12/11/2012 1:01	63.9	13/11/2012 2:06	63.2	14/11/2012 3:11	61.2
8/11/2012 5:51	63.3	9/11/2012 6:56	67.8	11/11/2012 0:01	66.7	12/11/2012 1:06	63.6	13/11/2012 2:11	61.8	14/11/2012 3:16	60.8
8/11/2012 5:56	62.8	9/11/2012 7:01	67.5	11/11/2012 0:06	66.2	12/11/2012 1:11	63.8	13/11/2012 2:16	62.2	14/11/2012 3:21	61.5
8/11/2012 6:01	63.3	9/11/2012 7:06	67.0	11/11/2012 0:11	66.5	12/11/2012 1:16	63.2	13/11/2012 2:21	62.3	14/11/2012 3:26	61.1
8/11/2012 6:06	64.5	9/11/2012 7:11	67.3	11/11/2012 0:16	65.9	12/11/2012 1:21	64.7	13/11/2012 2:26	63.6	14/11/2012 3:31	60.9
8/11/2012 6:11	64.0	9/11/2012 7:16	67.2	11/11/2012 0:21	65.5	12/11/2012 1:26	63.9	13/11/2012 2:31	62.3	14/11/2012 3:36	61.5
8/11/2012 6:16	64.4	9/11/2012 7:21	67.0	11/11/2012 0:26	66.5	12/11/2012 1:31	62.1	13/11/2012 2:36	62.0	14/11/2012 3:41	61.5
8/11/2012 6:21	64.5	9/11/2012 7:26	66.9	11/11/2012 0:31	66.6	12/11/2012 1:36	63.2	13/11/2012 2:41	61.1	14/11/2012 3:46	60.6
8/11/2012 6:26	65.8	9/11/2012 7:31	67.5	11/11/2012 0:36	65.7	12/11/2012 1:41	62.5	13/11/2012 2:46	61.6	14/11/2012 3:51	61.1
8/11/2012 6:31	65.2	9/11/2012 7:36	66.1	11/11/2012 0:41	65.5	12/11/2012 1:46	63.0	13/11/2012 2:51	62.3	14/11/2012 3:56	60.8
8/11/2012 6:36	66.6	9/11/2012 7:41	67.2	11/11/2012 0:46	65.2	12/11/2012 1:51	61.6	13/11/2012 2:56	61.6	14/11/2012 4:01	62.6
8/11/2012 6:41	67.3	9/11/2012 7:46	66.7	11/11/2012 0:51	64.8	12/11/2012 1:56	61.9	13/11/2012 3:01	62.5	14/11/2012 4:06	60.4
8/11/2012 6:46	66.1	9/11/2012 7:51	67.0	11/11/2012 0:56	64.8	12/11/2012 2:01	65.1	13/11/2012 3:06	62.5	14/11/2012 4:11	61.7
8/11/2012 6:51	66.9	9/11/2012 7:56	67.2	11/11/2012 1:01	65.1	12/11/2012 2:06	63.0	13/11/2012 3:11	61.4	14/11/2012 4:16	60.5
8/11/2012 6:56	67.8	10/11/2012 0:01	66.4	11/11/2012 1:06	65.2	12/11/2012 2:11	62.1	13/11/2012 3:16	61.3	14/11/2012 4:21	59.9
8/11/2012 23:01	67.2	10/11/2012 0:06	67.4	11/11/2012 1:11	65.0	12/11/2012 2:16	62.6	13/11/2012 3:21	61.5	14/11/2012 4:26	59.7
8/11/2012 23:06	67.0	10/11/2012 0:11	66.8	11/11/2012 1:16	64.9	12/11/2012 2:21	61.7	13/11/2012 3:26	61.0	14/11/2012 4:31	59.1
8/11/2012 23:11	66.7	10/11/2012 0:16	66.5	11/11/2012 1:21	65.2	12/11/2012 2:26	61.4	13/11/2012 3:31	61.2	14/11/2012 4:36	61.4
8/11/2012 23:16	67.2	10/11/2012 0:21	67.1	11/11/2012 1:26	65.2	12/11/2012 2:31	61.5	13/11/2012 3:36	62.0	14/11/2012 4:41	60.6
8/11/2012 23:21	66.6	10/11/2012 0:26	66.5	11/11/2012 1:31	65.2	12/11/2012 2:36	61.2	13/11/2012 3:41	60.8	14/11/2012 4:46	61.7
8/11/2012 23:26	66.4	10/11/2012 0:31	66.9	11/11/2012 1:36	64.1	12/11/2012 2:41	60.9	13/11/2012 3:46	62.0	14/11/2012 4:51	61.3
8/11/2012 23:31	66.3	10/11/2012 0:36	66.8	11/11/2012 1:41	64.6	12/11/2012 2:46	61.2	13/11/2012 3:51	60.9	14/11/2012 4:56	60.9
8/11/2012 23:36	66.3	10/11/2012 0:41	66.2	11/11/2012 1:46	64.0	12/11/2012 2:51	61.8	13/11/2012 3:56	60.5	14/11/2012 5:01	60.9
8/11/2012 23:41	66.0	10/11/2012 0:46	66.4	11/11/2012 1:51	64.1	12/11/2012 2:56	61.7	13/11/2012 4:01	61.1	14/11/2012 5:06	61.9
8/11/2012 23:46	65.9	10/11/2012 0:51	65.9	11/11/2012 1:56	64.6	12/11/2012 3:01	61.2	13/11/2012 4:06	60.8	14/11/2012 5:11	61.7
8/11/2012 23:51	66.5	10/11/2012 0:56	66.3	11/11/2012 2:01	64.9	12/11/2012 3:06	60.5	13/11/2012 4:11	60.3	14/11/2012 5:16	62.0
8/11/2012 23:56	67.3	10/11/2012 1:01	65.4	11/11/2012 2:06	63.9	12/11/2012 3:11	61.4	13/11/2012 4:16	61.1	14/11/2012 5:21	62.9
9/11/2012 0:01	66.4	10/11/2012 1:06	6								

Real-time Noise Data		RTN3 (Po Leung Kuk Yu Lee Mo Fan Memorial School)									
15/11/2012 0:46	64.5	16/11/2012 1:51	63.5	17/11/2012 2:56	61.6	18/11/2012 4:01	61.9	19/11/2012 5:06	61.3	20/11/2012 6:11	64.8
15/11/2012 0:51	65.2	16/11/2012 1:56	63.2	17/11/2012 3:01	62.5	18/11/2012 4:06	62.0	19/11/2012 5:11	62.3	20/11/2012 6:16	65.3
15/11/2012 0:56	64.9	16/11/2012 2:01	63.2	17/11/2012 3:06	62.5	18/11/2012 4:11	62.8	19/11/2012 5:16	61.5	20/11/2012 6:21	65.2
15/11/2012 1:01	63.8	16/11/2012 2:06	62.6	17/11/2012 3:11	60.5	18/11/2012 4:16	62.0	19/11/2012 5:21	62.1	20/11/2012 6:26	65.2
15/11/2012 1:06	63.9	16/11/2012 2:11	63.0	17/11/2012 3:16	59.6	18/11/2012 4:21	62.0	19/11/2012 5:26	61.9	20/11/2012 6:31	65.7
15/11/2012 1:11	64.4	16/11/2012 2:16	61.6	17/11/2012 3:21	59.5	18/11/2012 4:26	62.4	19/11/2012 5:31	62.3	20/11/2012 6:36	66.4
15/11/2012 1:16	63.7	16/11/2012 2:21	63.0	17/11/2012 3:26	59.8	18/11/2012 4:31	61.5	19/11/2012 5:36	63.3	20/11/2012 6:41	67.0
15/11/2012 1:21	63.6	16/11/2012 2:26	62.4	17/11/2012 3:31	59.5	18/11/2012 4:36	62.2	19/11/2012 5:41	62.7	20/11/2012 6:46	66.9
15/11/2012 1:26	63.3	16/11/2012 2:31	63.2	17/11/2012 3:36	60.0	18/11/2012 4:41	62.6	19/11/2012 5:46	62.5	20/11/2012 6:51	67.3
15/11/2012 1:31	63.4	16/11/2012 2:36	63.0	17/11/2012 3:41	60.3	18/11/2012 4:46	63.6	19/11/2012 5:51	62.7	20/11/2012 6:56	67.9
15/11/2012 1:36	63.2	16/11/2012 2:41	63.4	17/11/2012 3:46	61.2	18/11/2012 4:51	62.8	19/11/2012 5:56	62.9	20/11/2012 7:01	67.1
15/11/2012 1:41	62.4	16/11/2012 2:46	62.8	17/11/2012 3:51	60.0	18/11/2012 4:56	61.4	19/11/2012 6:01	62.4	20/11/2012 7:06	66.6
15/11/2012 1:46	63.0	16/11/2012 2:51	62.1	17/11/2012 3:56	60.3	18/11/2012 5:01	62.2	19/11/2012 6:06	62.6	20/11/2012 7:11	67.2
15/11/2012 1:51	62.9	16/11/2012 2:56	62.8	17/11/2012 4:01	59.9	18/11/2012 5:06	62.5	19/11/2012 6:11	63.8	20/11/2012 7:16	66.6
15/11/2012 1:56	62.1	16/11/2012 3:01	61.9	17/11/2012 4:06	59.8	18/11/2012 5:11	63.3	19/11/2012 6:16	64.4	20/11/2012 7:21	67.3
15/11/2012 2:01	63.5	16/11/2012 3:06	62.3	17/11/2012 4:11	59.6	18/11/2012 5:16	62.8	19/11/2012 6:21	64.5	20/11/2012 7:26	66.2
15/11/2012 2:06	62.5	16/11/2012 3:11	61.1	17/11/2012 4:16	60.1	18/11/2012 5:21	63.1	19/11/2012 6:26	64.4	20/11/2012 7:31	67.1
15/11/2012 2:11	63.1	16/11/2012 3:16	61.1	17/11/2012 4:21	60.1	18/11/2012 5:26	63.2	19/11/2012 6:31	64.8	20/11/2012 7:36	66.9
15/11/2012 2:16	63.5	16/11/2012 3:21	60.4	17/11/2012 4:26	60.1	18/11/2012 5:31	63.9	19/11/2012 6:36	66.6	20/11/2012 7:41	66.3
15/11/2012 2:21	61.8	16/11/2012 3:26	60.7	17/11/2012 4:31	59.5	18/11/2012 5:36	62.6	19/11/2012 6:41	66.3	20/11/2012 7:46	66.5
15/11/2012 2:26	61.9	16/11/2012 3:31	61.2	17/11/2012 4:36	60.0	18/11/2012 5:41	63.6	19/11/2012 6:46	66.6	20/11/2012 7:51	66.4
15/11/2012 2:31	62.2	16/11/2012 3:36	61.1	17/11/2012 4:41	59.4	18/11/2012 5:46	63.8	19/11/2012 6:51	67.0	20/11/2012 7:56	67.5
15/11/2012 2:36	61.9	16/11/2012 3:41	61.2	17/11/2012 4:46	59.9	18/11/2012 5:51	64.0	19/11/2012 6:56	67.7	21/11/2012 0:01	66.2
15/11/2012 2:41	61.6	16/11/2012 3:46	60.7	17/11/2012 4:51	60.6	18/11/2012 5:56	63.3	19/11/2012 7:01	66.8	21/11/2012 0:06	65.4
15/11/2012 2:46	62.4	16/11/2012 3:51	61.6	17/11/2012 4:56	60.7	18/11/2012 6:01	64.0	19/11/2012 7:06	66.7	21/11/2012 0:11	65.3
15/11/2012 2:51	61.0	16/11/2012 3:56	61.1	17/11/2012 5:01	60.6	18/11/2012 6:06	64.6	19/11/2012 7:11	66.6	21/11/2012 0:16	65.1
15/11/2012 2:56	61.5	16/11/2012 4:01	60.7	17/11/2012 5:06	61.0	18/11/2012 6:11	64.0	19/11/2012 7:16	66.7	21/11/2012 0:21	64.7
15/11/2012 3:01	62.4	16/11/2012 4:06	61.1	17/11/2012 5:11	61.2	18/11/2012 6:16	65.2	19/11/2012 7:21	66.5	21/11/2012 0:26	65.2
15/11/2012 3:06	61.4	16/11/2012 4:11	60.7	17/11/2012 5:16	60.9	18/11/2012 6:21	65.2	19/11/2012 7:26	67.2	21/11/2012 0:31	64.7
15/11/2012 3:11	61.4	16/11/2012 4:16	60.6	17/11/2012 5:21	60.2	18/11/2012 6:26	65.3	19/11/2012 7:31	66.9	21/11/2012 0:36	64.2
15/11/2012 3:16	61.3	16/11/2012 4:21	60.4	17/11/2012 5:26	60.9	18/11/2012 6:31	65.3	19/11/2012 7:36	67.9	21/11/2012 0:41	64.1
15/11/2012 3:21	61.2	16/11/2012 4:26	61.1	17/11/2012 5:31	61.1	18/11/2012 6:36	65.3	19/11/2012 7:41	66.1	21/11/2012 0:46	64.8
15/11/2012 3:26	61.7	16/11/2012 4:31	61.1	17/11/2012 5:36	61.3	18/11/2012 6:41	66.1	19/11/2012 7:46	66.5	21/11/2012 0:51	64.3
15/11/2012 3:31	61.0	16/11/2012 4:36	61.1	17/11/2012 5:41	61.8	18/11/2012 6:46	66.0	19/11/2012 7:51	66.3	21/11/2012 0:56	64.3
15/11/2012 3:36	60.9	16/11/2012 4:41	61.4	17/11/2012 5:46	62.3	18/11/2012 6:51	66.7	19/11/2012 7:56	66.3	21/11/2012 1:01	64.3
15/11/2012 3:41	61.2	16/11/2012 4:46	61.0	17/11/2012 5:51	62.3	18/11/2012 6:56	66.8	20/11/2012 0:01	65.7	21/11/2012 1:06	63.7
15/11/2012 3:46	60.9	16/11/2012 4:51	61.3	17/11/2012 5:56	62.2	18/11/2012 7:01	66.2	20/11/2012 0:06	66.4	21/11/2012 1:11	64.3
15/11/2012 3:51	59.5	16/11/2012 4:56	61.6	17/11/2012 6:01	62.3	18/11/2012 7:06	66.1	20/11/2012 0:11	65.9	21/11/2012 1:16	63.5
15/11/2012 3:56	60.9	16/11/2012 5:01	62.1	17/11/2012 6:06	64.0	18/11/2012 7:11	66.1	20/11/2012 0:16	65.9	21/11/2012 1:21	63.7
15/11/2012 4:01	60.4	16/11/2012 5:06	62.8	17/11/2012 6:11	63.6	18/11/2012 7:16	66.3	20/11/2012 0:21	65.5	21/11/2012 1:26	63.4
15/11/2012 4:06	60.0	16/11/2012 5:11	62.0	17/11/2012 6:16	63.5	18/11/2012 7:21	66.3	20/11/2012 0:26	65.3	21/11/2012 1:31	63.6
15/11/2012 4:11	60.5	16/11/2012 5:16	62.2	17/11/2012 6:21	63.9	18/11/2012 7:26	66.4	20/11/2012 0:31	65.3	21/11/2012 1:36	63.2
15/11/2012 4:16	61.7	16/11/2012 5:21	62.7	17/11/2012 6:26	64.3	18/11/2012 7:31	65.3	20/11/2012 0:36	66.6	21/11/2012 1:41	63.2
15/11/2012 4:21	60.7	16/11/2012 5:26	61.6	17/11/2012 6:31	64.7	18/11/2012 7:36	66.1	20/11/2012 0:41	65.1	21/11/2012 1:46	63.4
15/11/2012 4:26	61.1	16/11/2012 5:31	62.9	17/11/2012 6:36	65.1	18/11/2012 7:41	65.9	20/11/2012 0:46	64.6	21/11/2012 1:51	63.3
15/11/2012 4:31	60.0	16/11/2012 5:36	62.8	17/11/2012 6:41	65.8	18/11/2012 7:46	66.2	20/11/2012 0:51	65.2	21/11/2012 1:56	62.8
15/11/2012 4:36	60.3	16/11/2012 5:41	62.4	17/11/2012 6:46	65.6	18/11/2012 7:51	66.9	20/11/2012 0:56	64.9	21/11/2012 2:01	62.1
15/11/2012 4:41	59.9	16/11/2012 5:46	62.9	17/11/2012 6:51	65.4	18/11/2012 7:56	66.4	20/11/2012 1:01	63.5	21/11/2012 2:06	62.7
15/11/2012 4:46	61.1	16/11/2012 5:51	63.2	17/11/2012 6:56	63.0	18/11/2012 8:01	66.6	20/11/2012 1:06	64.2	21/11/2012 2:11	62.4
15/11/2012 4:51	60.6	16/11/2012 5:56	63.5	17/11/2012 7:01	66.5	18/11/2012 8:06	66.3	20/11/2012 1:11	64.0	21/11/2012 2:16	62.8
15/11/2012 4:56	61.2	16/11/2012 6:01	63.7	17/11/2012 7:06	66.2	18/11/2012 8:11	65.0	20/11/2012 1:16	63.4	21/11/2012 2:21	61.7
15/11/2012 5:01	62.0	16/11/2012 6:06	64.0	17/11/2012 7:11	66.9	18/11/2012 8:16	65.6	20/11/2012 1:21	63.8	21/11/2012 2:26	60.6
15/11/2012 5:06	61.6	16/11/2012 6:11	65.0	17/11/2012 7:16	67.1	18/11/2012 8:21	65.6	20/11/2012 1:26	63.8	21/11/2012 2:31	61.3
15/11/2012 5:11	61.8	16/11/2012 6:16	64.8	17/11/2012 7:21	67.1	18/11/2012 8:26	65.9	20/11/2012 1:31	64.4	21/11/2012 2:36	61.1
15/11/2012 5:16	62.2	16/11/2012 6:21	65.0	17/11/2012 7:26	66.3	18/11/2012 8:31	65.1	20/11/2012 1:36	63.7	21/11/2012 2:41	61.4
15/11/2012 5:21	62.2	16/11/2012 6:26	65.6	17/11/2012 7:31	66.7	18/11/2012 8:36	65.8	20/11/2012 1:41	62.8	21/11/2012 2:46	61.2
15/11/2012 5:26	61.6	16/11/2012 6:31	65.4	17/11/2012 7:36	66.0	18/11/2012 8:41	65.3	20/11/2012 1:46	63.9	21/11/2012 2:51	61.4
15/11/2012 5:31	62.2	16/11/2012 6:36	63.6	17/11/2012 7:41	67.6	18/11/2012 8:46	64.5	20/11/2012 1:51	63.3	21/11/2012 2:56	61.4
15/11/2012 5:36	62.1	16/11/2012 6:41	67.2	17/11/2012 7:46	66.1	18/11/2012 8:51	64.8	20/11/2012 1:56	63.3	21/11/2012 3:01	61.5
15/11/2012 5:41	63.2	16/11/2012 6:46	66.6	17/11/2012 7:51	65.7	18/11/2012 8:56	64.1	20/11/2012 2:01	62.8	21/11/2012 3:06	61.4
15/11/2012 5:46	62.9	16/11/2012 6:51	66.9	17/11/2012 7:56	66.0	18/11/2012 9:01	64.4	20/11/2012 2:06	62.8	21/11/2012 3:11	61.4
15/11/2012 5:51	62.6	16/11/2012 6:56	67.7	17/11/2012 8:01	65.3	18/11/2012 9:06	63.9	20/11/2012 2:11	61.7	21/11/2012 3:16	61.1
15/11/2012 5:56	62.8	16/11/2012 7:01	65.0	18/11/2012 8:06	66.2	18/11/2012 9:11	63.8	20/11/2012 2:16	62.5	21/11/2012 3:21	60.7
15/11/2012 6:01	63.6	16/11/2012 7:06	66.4	18/11/2012 8:11	65.8	18/11/2012 9:16	64.5	20/11/2012 2:21	62.8	21/11/2012 3:26	61.2
15/11/2012 6:06	64.5	16/11/2012 7:11	66.0	18/11/2012 8:16	65.7	18/11/2012 9:21	63.7	20/11/2012 2:26	61.0	21/11/2012 3:31	60.5
15/11/2012 6:11	64.4	16/11/2012 7:16	66.6	18/11/2012 8:21	66.2	18/11/2012 9:26	64.1	20/11/2012 2:31	61.9	21/11/2012 3:36	61.8
15/11/2012 6:16	64.9	16/11/2012 7:21	66.8	18/11/2012 8:26	65.4	18/11/2012 9:31	63.4	20/11/2012 2:36	61.9	21/11/2012 3:41	60.8
15/11/2012 6:21	64.5	16/11/2012 7:26	66.4	18/11/2012 8:31	65.3	18/11/2012 9:36	63.0	20/11/2012 2:41	61.1	21/11/2012 3:46	61.8
15/11/2012 6:26	65.7	16/11/2012 7:31	67.6	18/11/2012 8:36	65.1	18/11/2012 9:41	63.9	20/1			

Real-time Noise Data	RTN3 (Po Leung Kuk Yu Lee Mo Fan Memorial School)				
21/11/2012 23:16 69.2	23/11/2012 0:21 66.8	24/11/2012 1:26 66.3	25/11/2012 2:31 66.3	26/11/2012 3:36 61.9	27/11/2012 4:41 62.2
21/11/2012 23:21 68.5	23/11/2012 0:26 66.5	24/11/2012 1:31 66.9	25/11/2012 2:36 65.2	26/11/2012 3:41 60.7	27/11/2012 4:46 63.1
21/11/2012 23:26 69.0	23/11/2012 0:31 67.1	24/11/2012 1:36 65.8	25/11/2012 2:41 65.9	26/11/2012 3:46 60.7	27/11/2012 4:51 63.5
21/11/2012 23:31 68.8	23/11/2012 0:36 66.5	24/11/2012 1:41 66.3	25/11/2012 2:46 66.0	26/11/2012 3:51 62.5	27/11/2012 4:56 63.2
21/11/2012 23:36 68.8	23/11/2012 0:41 65.5	24/11/2012 1:46 66.1	25/11/2012 2:51 65.3	26/11/2012 3:56 59.8	27/11/2012 5:01 62.9
21/11/2012 23:41 68.6	23/11/2012 0:46 65.0	24/11/2012 1:51 65.5	25/11/2012 2:56 65.7	26/11/2012 4:01 60.8	27/11/2012 5:06 63.2
21/11/2012 23:46 68.7	23/11/2012 0:51 65.0	24/11/2012 1:56 65.9	25/11/2012 3:01 65.4	26/11/2012 4:06 61.4	27/11/2012 5:11 64.1
21/11/2012 23:51 68.0	23/11/2012 0:56 65.1	24/11/2012 2:01 65.9	25/11/2012 3:06 65.2	26/11/2012 4:11 61.9	27/11/2012 5:16 64.8
21/11/2012 23:56 68.9	23/11/2012 1:01 65.2	24/11/2012 2:06 65.9	25/11/2012 3:11 65.4	26/11/2012 4:16 60.7	27/11/2012 5:21 64.3
22/11/2012 0:01 67.9	23/11/2012 1:06 64.8	24/11/2012 2:11 65.6	25/11/2012 3:16 64.7	26/11/2012 4:21 61.4	27/11/2012 5:26 63.8
22/11/2012 0:06 68.1	23/11/2012 1:11 65.6	24/11/2012 2:16 65.3	25/11/2012 3:21 64.6	26/11/2012 4:26 60.7	27/11/2012 5:31 64.3
22/11/2012 0:11 68.2	23/11/2012 1:16 65.2	24/11/2012 2:21 65.3	25/11/2012 3:26 64.9	26/11/2012 4:31 60.3	27/11/2012 5:36 64.2
22/11/2012 0:16 68.0	23/11/2012 1:21 64.6	24/11/2012 2:26 66.2	25/11/2012 3:31 65.7	26/11/2012 4:36 61.3	27/11/2012 5:41 65.3
22/11/2012 0:21 68.1	23/11/2012 1:26 64.5	24/11/2012 2:31 65.3	25/11/2012 3:36 65.6	26/11/2012 4:41 61.6	27/11/2012 5:46 66.2
22/11/2012 0:26 67.5	23/11/2012 1:31 64.3	24/11/2012 2:36 65.1	25/11/2012 3:41 64.0	26/11/2012 4:46 62.0	27/11/2012 5:51 66.4
22/11/2012 0:31 68.1	23/11/2012 1:36 63.5	24/11/2012 2:41 65.5	25/11/2012 3:46 64.6	26/11/2012 4:51 61.6	27/11/2012 5:56 65.1
22/11/2012 0:36 67.6	23/11/2012 1:41 65.4	24/11/2012 2:46 65.6	25/11/2012 3:51 64.9	26/11/2012 4:56 62.2	27/11/2012 6:01 66.4
22/11/2012 0:41 67.1	23/11/2012 1:46 63.9	24/11/2012 2:51 64.8	25/11/2012 3:56 65.1	26/11/2012 5:01 62.2	27/11/2012 6:06 67.6
22/11/2012 0:46 67.2	23/11/2012 1:51 64.2	24/11/2012 2:56 64.5	25/11/2012 4:01 64.0	26/11/2012 5:06 63.7	27/11/2012 6:11 67.8
22/11/2012 0:51 66.2	23/11/2012 1:56 64.0	24/11/2012 3:01 64.6	25/11/2012 4:06 65.1	26/11/2012 5:11 61.7	27/11/2012 6:16 68.8
22/11/2012 0:56 67.4	23/11/2012 2:01 63.9	24/11/2012 3:06 65.0	25/11/2012 4:11 64.5	26/11/2012 5:16 62.9	27/11/2012 6:21 68.8
22/11/2012 1:01 65.8	23/11/2012 2:06 62.7	24/11/2012 3:11 64.6	25/11/2012 4:16 64.3	26/11/2012 5:21 64.8	27/11/2012 6:26 68.9
22/11/2012 1:06 65.7	23/11/2012 2:11 63.9	24/11/2012 3:16 64.5	25/11/2012 4:21 64.9	26/11/2012 5:26 63.7	27/11/2012 6:31 69.3
22/11/2012 1:11 66.7	23/11/2012 2:16 63.4	24/11/2012 3:21 65.9	25/11/2012 4:26 64.5	26/11/2012 5:31 63.0	27/11/2012 6:36 69.0
22/11/2012 1:16 65.7	23/11/2012 2:21 62.3	24/11/2012 3:26 64.8	25/11/2012 4:31 64.8	26/11/2012 5:36 64.3	27/11/2012 6:41 69.8
22/11/2012 1:21 65.2	23/11/2012 2:26 62.7	24/11/2012 3:31 63.5	25/11/2012 4:36 64.5	26/11/2012 5:41 63.3	27/11/2012 6:46 69.6
22/11/2012 1:26 66.2	23/11/2012 2:31 62.9	24/11/2012 3:36 65.1	25/11/2012 4:41 64.3	26/11/2012 5:46 64.6	27/11/2012 6:51 69.6
22/11/2012 1:31 65.3	23/11/2012 2:36 63.1	24/11/2012 3:41 64.1	25/11/2012 4:46 63.9	26/11/2012 5:51 64.3	27/11/2012 6:56 70.5
22/11/2012 1:36 64.9	23/11/2012 2:41 63.2	24/11/2012 3:46 64.7	25/11/2012 4:51 64.7	26/11/2012 5:56 64.5	
22/11/2012 1:41 64.6	23/11/2012 2:46 62.6	24/11/2012 3:51 64.4	25/11/2012 4:56 64.5	26/11/2012 6:01 65.1	
22/11/2012 1:46 65.1	23/11/2012 2:51 61.7	24/11/2012 3:56 63.7	25/11/2012 5:01 64.3	26/11/2012 6:06 65.1	
22/11/2012 1:51 64.9	23/11/2012 2:56 61.7	24/11/2012 4:01 64.5	25/11/2012 5:06 65.1	26/11/2012 6:11 66.3	
22/11/2012 1:56 64.6	23/11/2012 3:01 61.5	24/11/2012 4:06 64.0	25/11/2012 5:11 65.6	26/11/2012 6:16 66.6	
22/11/2012 2:01 64.5	23/11/2012 3:06 61.4	24/11/2012 4:11 63.8	25/11/2012 5:16 64.4	26/11/2012 6:21 66.9	
22/11/2012 2:06 64.2	23/11/2012 3:11 61.6	24/11/2012 4:16 63.2	25/11/2012 5:21 65.6	26/11/2012 6:26 67.4	
22/11/2012 2:11 65.1	23/11/2012 3:16 61.3	24/11/2012 4:21 63.7	25/11/2012 5:26 65.5	26/11/2012 6:31 67.6	
22/11/2012 2:16 63.9	23/11/2012 3:21 62.1	24/11/2012 4:26 64.2	25/11/2012 5:31 65.4	26/11/2012 6:36 67.9	
22/11/2012 2:21 64.2	23/11/2012 3:26 61.4	24/11/2012 4:31 62.8	25/11/2012 5:36 64.8	26/11/2012 6:41 68.5	
22/11/2012 2:26 63.7	23/11/2012 3:31 60.6	24/11/2012 4:36 63.4	25/11/2012 5:41 65.1	26/11/2012 6:46 68.6	
22/11/2012 2:31 63.6	23/11/2012 3:36 61.5	24/11/2012 4:41 62.3	25/11/2012 5:46 65.8	26/11/2012 6:51 68.7	
22/11/2012 2:36 64.5	23/11/2012 3:41 60.9	24/11/2012 4:46 63.6	25/11/2012 5:51 66.3	26/11/2012 6:56 69.7	
22/11/2012 2:41 63.1	23/11/2012 3:46 61.9	24/11/2012 4:51 63.6	25/11/2012 5:56 65.6	26/11/2012 7:01 67.1	
22/11/2012 2:46 62.8	23/11/2012 3:51 62.5	24/11/2012 4:56 63.2	25/11/2012 6:01 66.6	26/11/2012 23:06 67.0	
22/11/2012 2:51 63.0	23/11/2012 3:56 60.3	24/11/2012 5:01 63.4	25/11/2012 6:06 66.2	26/11/2012 23:11 68.0	
22/11/2012 2:56 64.5	23/11/2012 4:01 61.9	24/11/2012 5:06 64.1	25/11/2012 6:11 66.8	26/11/2012 23:16 67.7	
22/11/2012 3:01 63.0	23/11/2012 4:06 60.7	24/11/2012 5:11 63.2	25/11/2012 6:16 65.9	26/11/2012 23:21 67.7	
22/11/2012 3:06 63.1	23/11/2012 4:11 61.9	24/11/2012 5:16 63.3	25/11/2012 6:21 65.4	26/11/2012 23:26 67.2	
22/11/2012 3:11 62.2	23/11/2012 4:16 60.6	24/11/2012 5:21 64.4	25/11/2012 6:26 66.4	26/11/2012 23:31 67.2	
22/11/2012 3:16 62.1	23/11/2012 4:21 62.0	24/11/2012 5:26 64.6	25/11/2012 6:31 67.1	26/11/2012 23:36 67.4	
22/11/2012 3:21 63.0	23/11/2012 4:26 61.8	24/11/2012 5:31 63.8	25/11/2012 6:36 67.1	26/11/2012 23:41 66.8	
22/11/2012 3:26 62.6	23/11/2012 4:31 60.7	24/11/2012 5:36 63.9	25/11/2012 6:41 68.1	26/11/2012 23:46 66.6	
22/11/2012 3:31 62.3	23/11/2012 4:36 61.2	24/11/2012 5:41 63.4	25/11/2012 6:46 67.5	26/11/2012 23:51 66.1	
22/11/2012 3:36 61.9	23/11/2012 4:41 61.6	24/11/2012 5:46 64.8	25/11/2012 6:51 69.3	26/11/2012 23:56 65.6	
22/11/2012 3:41 63.1	23/11/2012 4:46 62.0	24/11/2012 5:51 64.5	25/11/2012 6:56 66.6	27/11/2012 0:01 65.7	
22/11/2012 3:46 62.9	23/11/2012 4:51 61.8	24/11/2012 5:56 64.1	25/11/2012 23:01 68.7	27/11/2012 0:06 66.2	
22/11/2012 3:51 62.3	23/11/2012 4:56 62.6	24/11/2012 6:01 64.5	25/11/2012 23:06 68.7	27/11/2012 0:11 66.1	
22/11/2012 3:56 62.1	23/11/2012 5:01 61.9	24/11/2012 6:06 65.2	25/11/2012 23:11 68.3	27/11/2012 0:16 65.5	
22/11/2012 4:01 61.9	23/11/2012 5:06 62.5	24/11/2012 6:11 65.4	25/11/2012 23:16 68.5	27/11/2012 0:21 66.1	
22/11/2012 4:06 62.8	23/11/2012 5:11 63.0	24/11/2012 6:16 65.1	25/11/2012 23:21 68.9	27/11/2012 0:26 65.7	
22/11/2012 4:11 63.1	23/11/2012 5:16 62.7	24/11/2012 6:21 65.3	25/11/2012 23:26 68.4	27/11/2012 0:31 64.8	
22/11/2012 4:16 62.2	23/11/2012 5:21 61.6	24/11/2012 6:26 65.8	25/11/2012 23:31 68.9	27/11/2012 0:36 64.8	
22/11/2012 4:21 62.6	23/11/2012 5:26 62.2	24/11/2012 6:31 65.5	25/11/2012 23:36 68.2	27/11/2012 0:41 64.6	
22/11/2012 4:26 61.6	23/11/2012 5:31 61.8	24/11/2012 6:36 65.9	25/11/2012 23:41 68.2	27/11/2012 0:46 64.5	
22/11/2012 4:31 63.0	23/11/2012 5:36 62.2	24/11/2012 6:41 66.3	25/11/2012 23:46 68.7	27/11/2012 0:51 64.0	
22/11/2012 4:36 62.0	23/11/2012 5:41 63.3	24/11/2012 6:46 66.8	25/11/2012 23:51 68.0	27/11/2012 0:56 64.1	
22/11/2012 4:41 63.1	23/11/2012 5:46 63.6	24/11/2012 6:51 66.7	25/11/2012 23:56 68.1	27/11/2012 1:01 64.4	
22/11/2012 4:46 64.2	23/11/2012 5:51 64.0	24/11/2012 6:56 66.6	26/11/2012 0:01 67.9	27/11/2012 1:06 64.5	
22/11/2012 4:51 62.9	23/11/2012 5:56 64.1	24/11/2012 23:01 67.1	25/11/2012 0:06 67.8	27/11/2012 1:11 63.9	
22/11/2012 4:56 61.4	23/11/2012 6:01 63.3	24/11/2012 23:06 66.8	26/11/2012 0:11 68.3	27/11/2012 1:16 64.3	
22/11/2012 5:01 62.9	23/11/2012 6:06 63.9	24/11/2012 23:11 67.2	26/11/2012 0:16 67.7	27/11/2012 1:21 64.3	
22/11/2012 5:06 63.3	23/11/2012 6:11 64.2	24/11/2012 23:16 66.4	26/11/2012 0:21 67.4	27/11/2012 1:26 63.5	
22/11/2012 5:11 62.7	23/11/2012 6:16 64.6	24/11/2012 23:21 67.2	26/11/2012 0:26 66.9	27/11/2012 1:31 63.8	
22/11/2012 5:16 65.2	23/11/2012 6:21 65.0	24/11/2012 23:26 66.3	26/11/2012 0:31 66.9	27/11/2012 1:36 63.3	
22/11/2012 5:21 63.5	23/11/2012 6:26 64.9	24/11/2012 23:31 66.8	26/11/2012 0:36 65.9	27/11/2012 1:41 63.8	
22/11/2012 5:26 63.2	23/11/2012 6:31 65.2	24/11/2012 23:36 67.2	26/11/2012 0:41 65.9	27/11/2012 1:46 63.7	
22/11/2012 5:31 64.2	23/11/2012 6:36 65.0	24/11/2012 23:41 66.8	26/11/2012 0:46 66.0	27/11/2012 1:51 63.7	
22/11/2012 5:36 63.8	23/11/2012 6:41 66.6	24/11/2012 23:46 66.6	26/11/2012 0:51 65.6	27/11/2012 1:56 62.9	
22/11/2012 5:41 64.8	23/11/2012 6:46 66.3	24/11/2012 23:51 66.5	26/11/2012 0:56 65.6	27/11/2012 2:01 63.4	
22/11/2012 5:46 65.5	23/11/2012 6:51 67.0	24/11/2012 23:56 66.5	26/11/2012 1:01 65.4	27/11/2012 2:06 63.2	
22/11/2012 5:51 65.1	23/11/2012 6:56 66.7	25/11/2012 0:01 66.4	26/11/2012 1:06 65.5	27/11/2012 2:11 63.1	
22/11/2012 5:56 65.7	23/11/2012 23:01 68.9	25/11/2012 0:06 66.6	26/11/2012 1:11 65.2	27/11/2012 2:16 63.9	
22/11/2012 6:01 65.1	23/11/2012 23:06 68.5	25/11/2012 0:11 66.5	26/11/2012 1:16 64.2	27/11/2012 2:21 63.0	
22/11/2012 6:06 65.9	23/11/2012 23:11 68.8	25/11/2012 0:16 66.2	26/11/2012 1:21 65.1	27/11/2012 2:26 62.4	
22/11/2012 6:11 66.3	23/11/2012 23:16 68.7	25/11/2012 0:21 65.9	26/11/2012 1:26 63.7	27/11/2012 2:31 63.6	
22/11/2012 6:16 66.1	23/11/2012 23:21 68.8	25/11/2012 0:26 66.3	26/11/2012 1:31 63.2	27/11/2012 2:36 62.6	
22/11/2012 6:21 65.8	23/11/2012 23:26 68.5	25/11/2012 0:31 66.9	26/11/2012 1:36 64.1	27/11/2012 2:41 62.5	
22/11/2012 6:26 66.7	23/11/2012 23:31 68.0	25/11/2012 0:36 66.4	26/11/2012 1:41 64.0	27/11/2012 2:46 62.3	

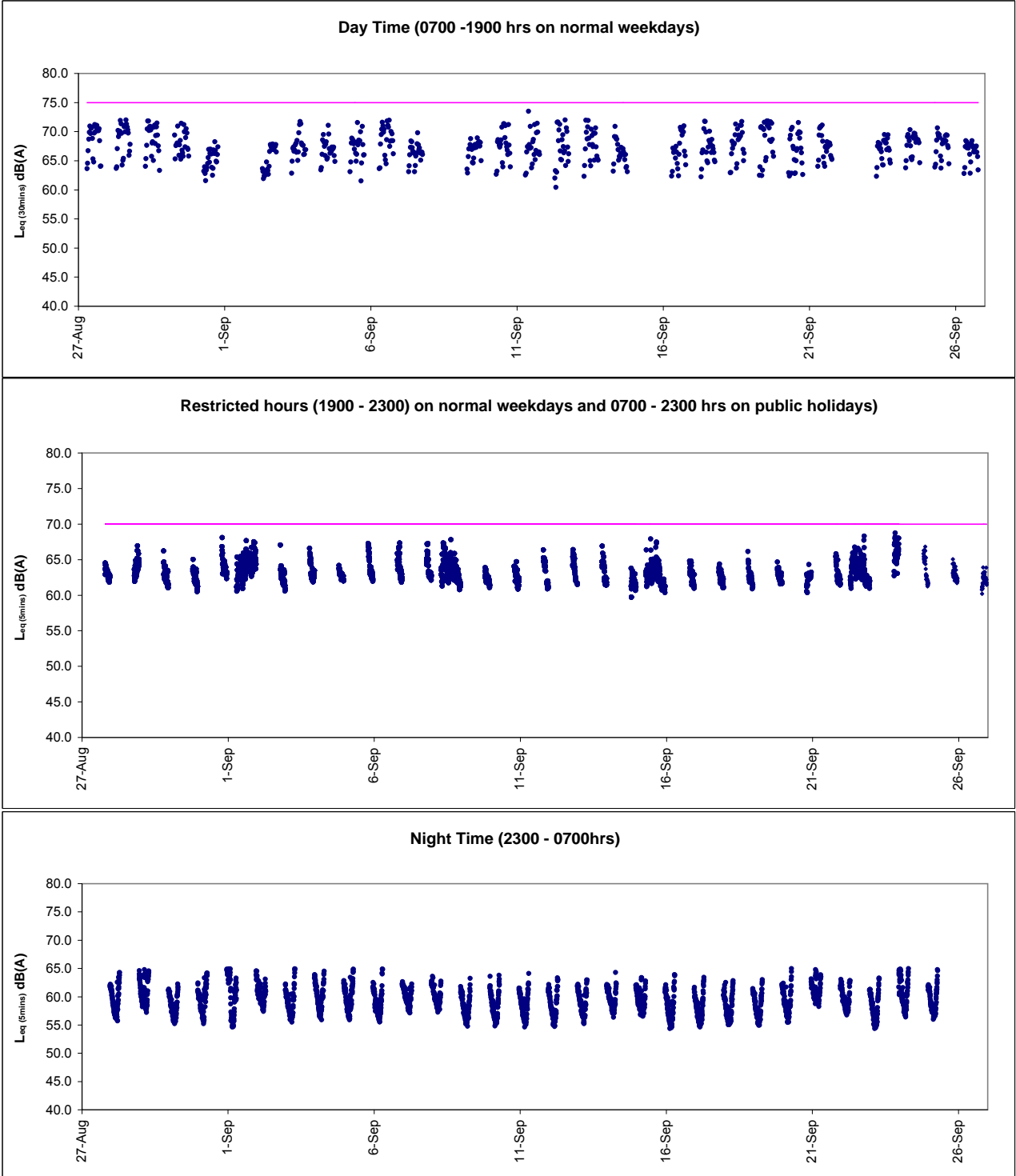


Graphic Presentation of Real Time Noise Monitoring Result (Food and Environmental Hygiene Department Depot)



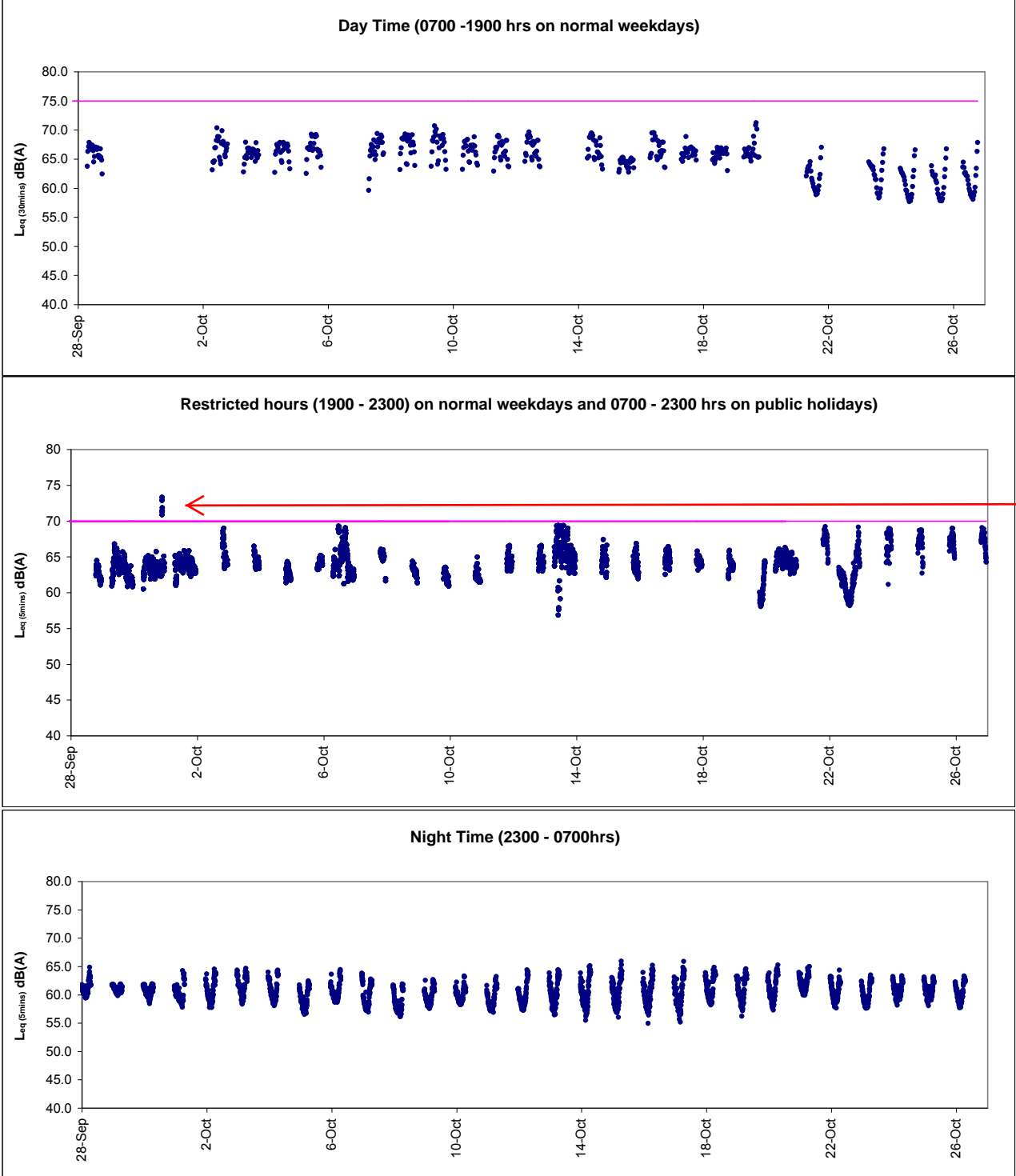


Graphic Presentation of Real Time Noise Monitoring Result (Oil Street Community Liaison Centre)





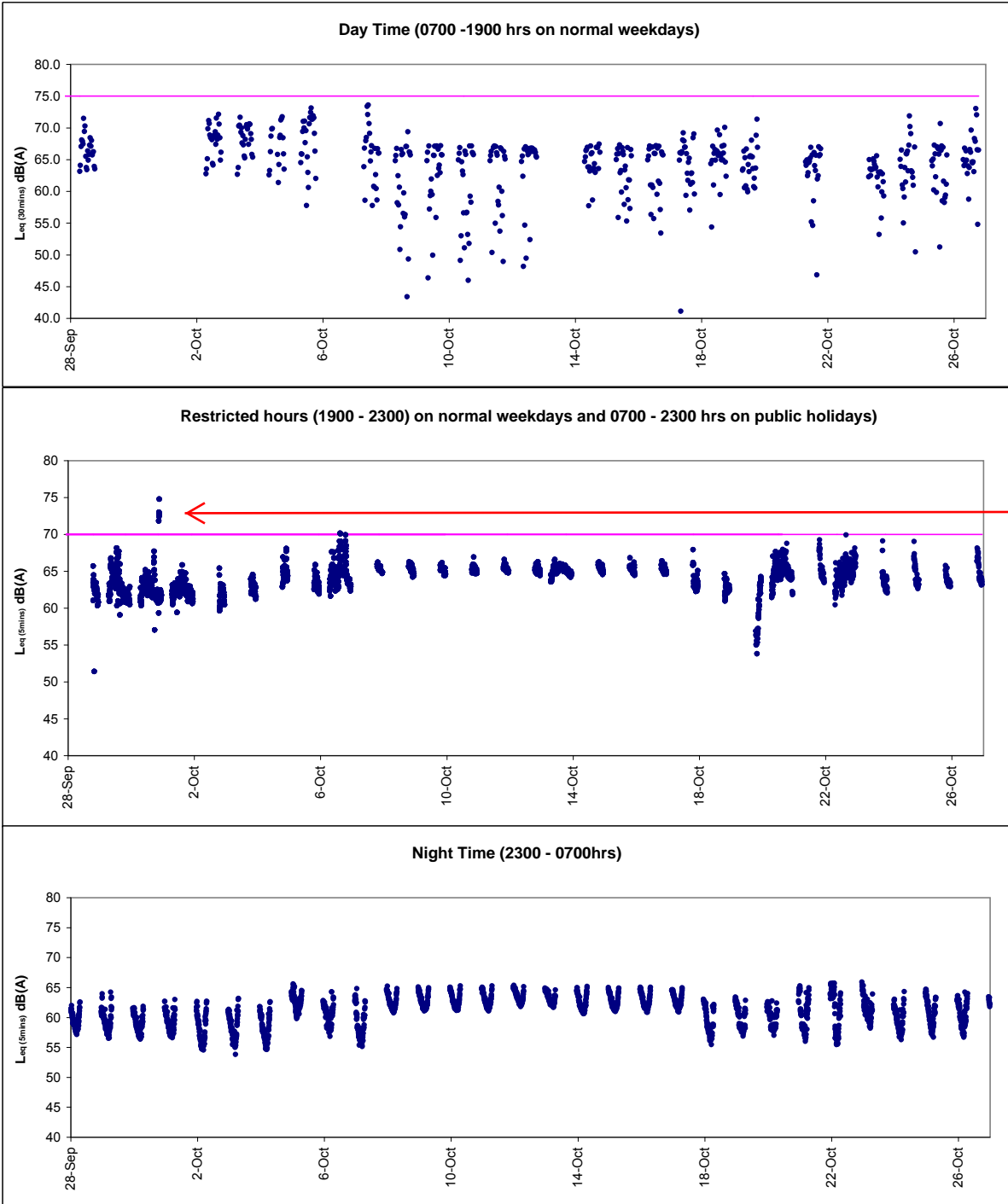
Graphic Presentation of Real Time Noise Monitoring Result (RTN1- Food and Environmental Hygiene Department Depot)



After checking work activities of contractor HY/2009/17 and HY/2009/19, it was found that no work was being performed during monitoring. Exceedances was possibly contributed by pvrotechnics display on 1



Graphic Presentation of Real Time Noise Monitoring Result (RTN2-Oil Street Community Liaison Centre and RTN2a- Electric Centre)



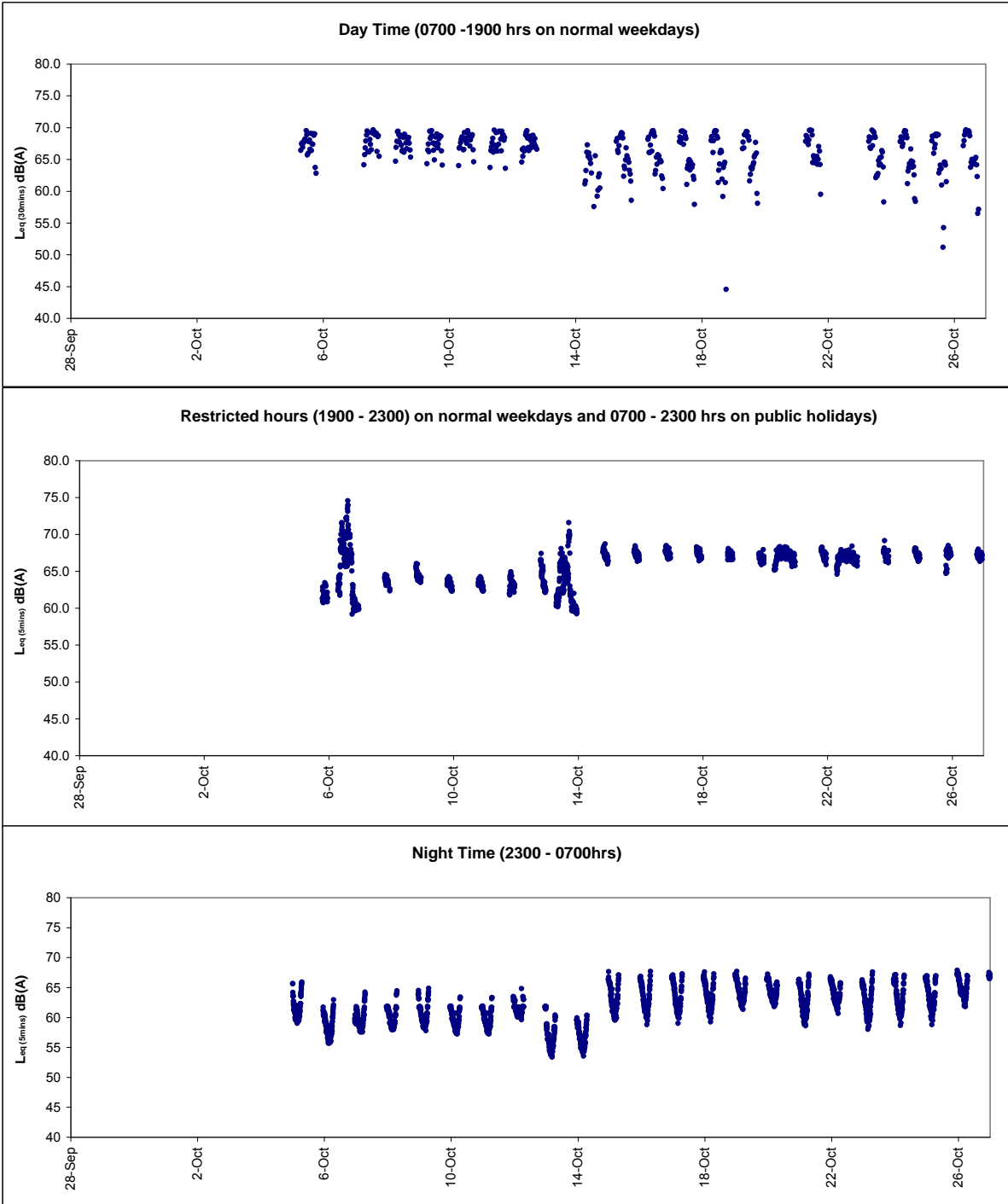
* The baseline noise level of real time noise monitoring result at RTN2- Oil Street Community Liaison Centre (28 Sept 2012 -5 Oct 2012 til 10am) for normal hours, evening time and night time are 67.2 dB(A), 68.2 dB(A) and 61.9 dB(A) respectively.

**The baseline noise level of real time noise monitoring result for RTN2a-Electric Centre (5 Oct 2012 from 1:30pm - 27 Oct 2012) for normal hours, evening time and night time are 67.2 dB(A), 61.9 dB(A) and 58.9 dB(A) respectively.

After checking work activities of contractor HY/2009/17 and HY/2009/19, it was found that no work was being performed during monitoring. Exceedances was possibly contributed by pyrotechnics display on 1

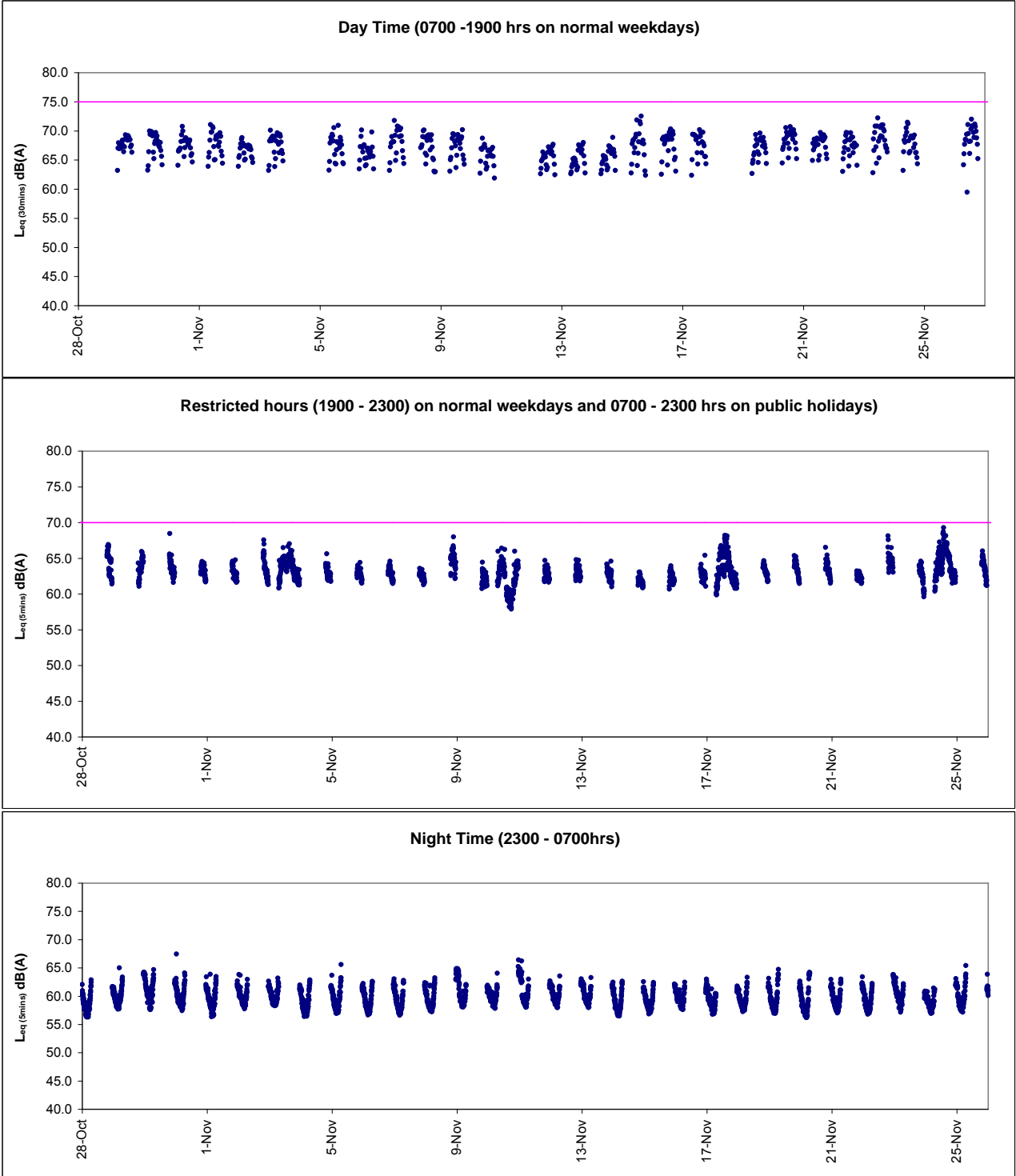


Graphic Presentation of Real Time Noise Monitoring Result (RTN3 -Po Leung Kuk Yu Lee Mo Fun Memorial School)



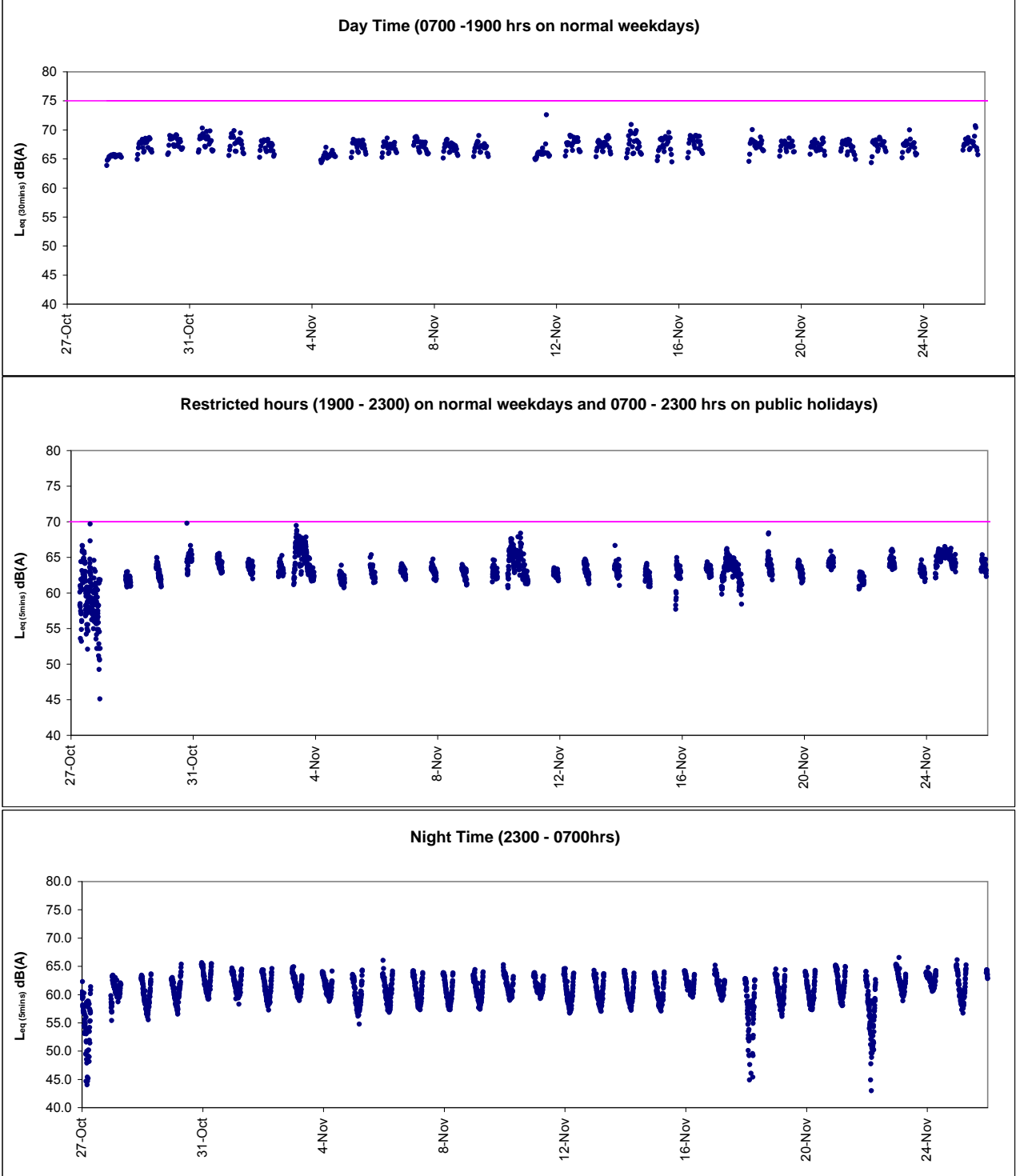


Graphic Presentation of Real Time Noise Monitoring Result (RTN1-Food and Environmental Hygiene Department Depot)





Graphic Presentation of Real Time Noise Monitoring Result (RTN2a- Hong Kong Electric Centre)





Graphic Presentation of Real Time Noise Monitoring Result (RTN3-Po Leung Kuk Yu Lee Mo Fan Memorial School)

